



MARKET DAILY

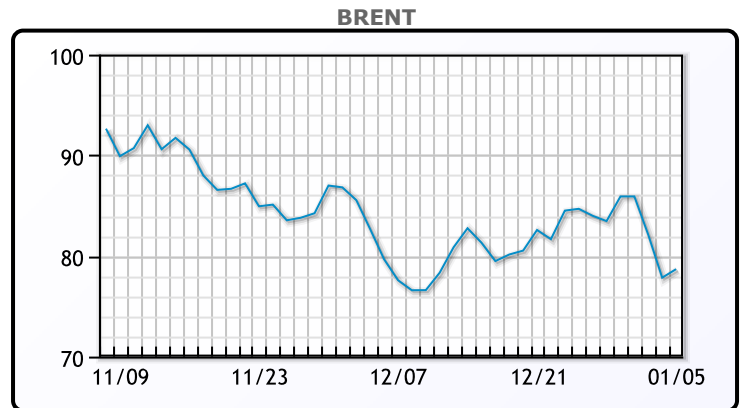
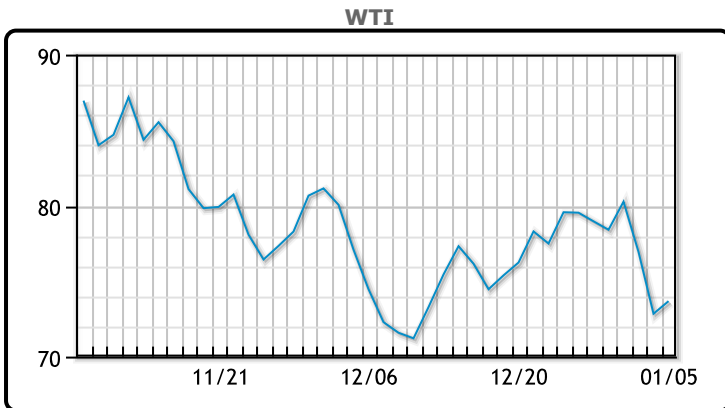
<https://www.pflpetroleum.com>
 1865 Veterans Park Dr. Suite 303
 Naples, Florida 34109
 Phone: 239-390-2885
 Fax: 239-949-0611
 Jan 9, 2023 6:25 PM

Major Energy Futures		
	Settle	Change
Brent	79.65	1.08
Gas Oil	880.5	20
Natural Gas	3.91	0.2
RBOB	229.29	4.83
ULSD	303.6	3.15
WTI	74.63	0.86

Market Commentary

Oil prices rose today as China's borders officially opened to international travelers today without quarantine. The rally was part of a wider boost for risk sentiment supported by both the reopening of the world's biggest crude importer and hopes for less-aggressive increases to U.S. interest rates, with equities rising and the dollar weakening. Meanwhile US households are seeing inflation start to soften but are still expected to curb spending. "The NY Fed data should be supportive for oil prices, as it suggests that inflation is peaking," said Phil Flynn, analyst at Price Futures group. WTI traded up \$.86 or 1.2% to close at \$74.63. Brent traded up \$1.08 or 1.4% to close at \$79.65.

Crude & Product Markets

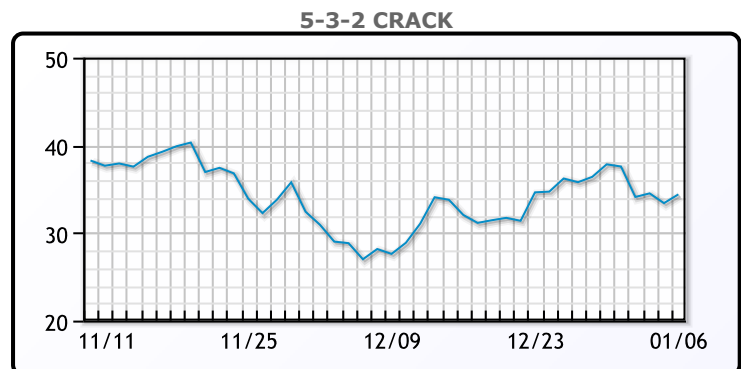
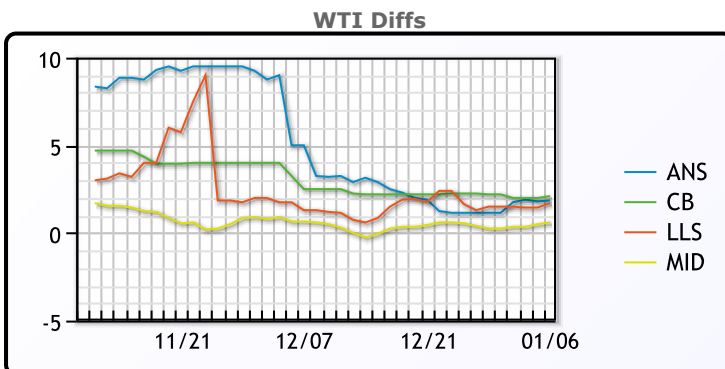


CRUDE

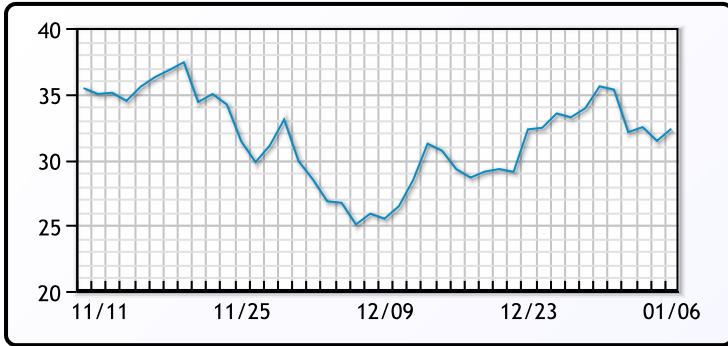
	Last	Week Ago	Month Ago
ANS	76.38	81.41	73.92
BLS	76.73	82.46	73.27
LLS	76.33	81.76	71.77
Mid	75.28	80.51	71.02
WTI	74.63	80.26	71.02

PRODUCTS

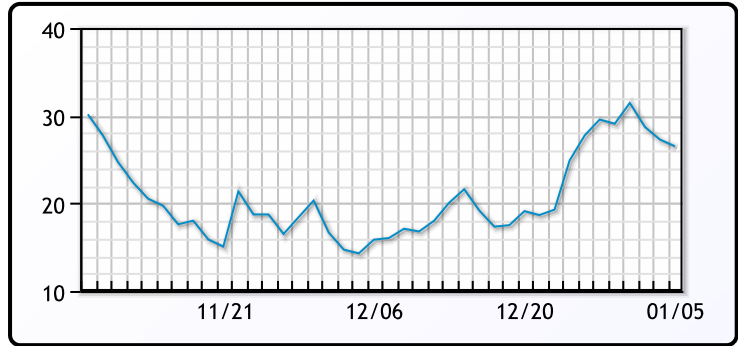
	Last	Week Ago	Month Ago
Gulf RBOB	223.79	243.83	188.86
Gulf ULSD	304.85	335.5	261.87
NYH RBOB	228.91	247.46	205.61
NYH ULSD	309.6	336.72	277.87
USGC 3%	51.88	59.88	52.38



3-2-1 Crack



Gulf 3-2-1 Crack



NGLs

MB

	Last	Week Ago	Month Ago
Butane	104.25	105.5	86.25
IsoButane	108.25	108.5	90.25
Natural Gasoline	153.5	151	133.25
Propane	75.625	76.5	67.5

CONWAY

	Last	Week Ago	Month Ago
Butane	104	102.25	87
IsoButane	135	140	108
Natural Gasoline	153	161	139
Propane	74.75	78	69.25

MB NON

	Last	Week Ago	Month Ago
Butane	104.25	105.5	86.25
IsoButane	108.25	108.5	90.25
Natural Gasoline	153.25	160	131
Propane	75.63	70.75	67

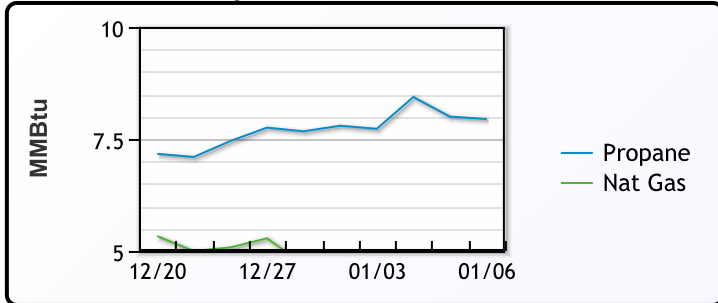
EDMONTON

	Last	Week Ago	Month Ago
Propane	61.5	65.5	58

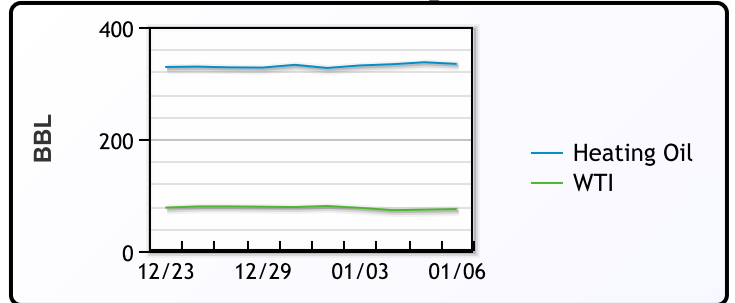
SARNIA

	Last	Week Ago	Month Ago
Propane	102	100	96.75

Propane MT.B Tet vs Nat Gas



WTI vs Heating Oil



FX

	Last	Change
CAD	1.339	0.0001
DXY	103.001	-0.878
Gold	1871.8	-0.01

RATES

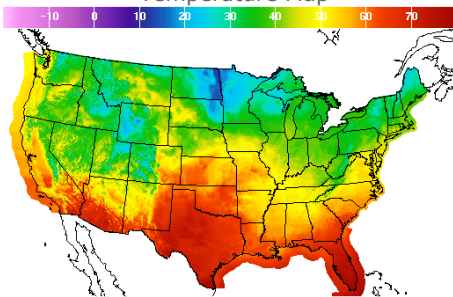
	Last	Change
US 2yr	4.2077	-0.0397
US 10yr	3.5321	-0.0259
CAN 10yr	3.085	-0.006

EQUITIES

	Last	Change
Nasdaq	10635.65	66.36
TSX	1197.468	2.125
S&P 500	3892.09	-2.99

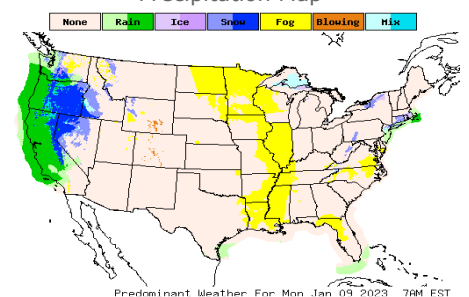
Weather Data

Temperature Map



City	HIGH °F	LOW °F
Calgary	36	17
Conway	17	3
Cushing	62	39
Denver	45	32
Houston	66	55
Mont Belvieu	63	51
Sarnia	37	25
Williston	33	13

Precipitation Map



This report has been prepared by PFL Petroleum Limited personnel for your information only and the views expressed are intended to provide market commentary and are not recommendations. This report is not an offer to sell or a solicitation of any offer to buy any security. The information contained herein has been compiled by PFL from sources believed to be reliable, but no representation or warranty, express or implied, is made by PFL Petroleum Limited, its affiliates or any other person as to its accuracy, completeness or correctness. Copyright 2017 PFL Petroleum Limited. All Rights Reserved