



MARKET DAILY

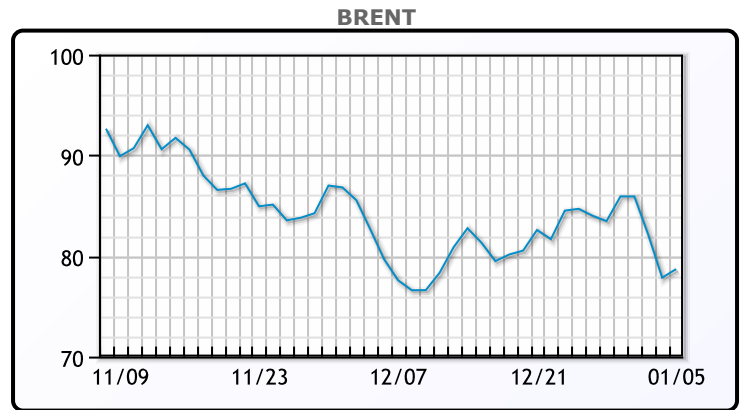
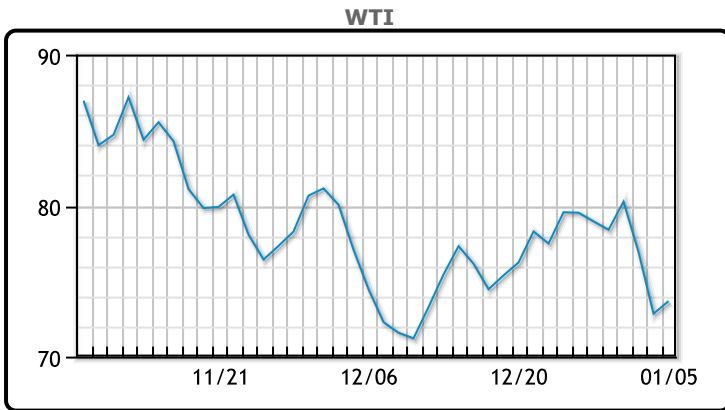
<https://www.pflpetroleum.com>
 1865 Veterans Park Dr. Suite 303
 Naples, Florida 34109
 Phone: 239-390-2885
 Fax: 239-949-0611
 Jan 6, 2023 6:53 PM

Major Energy Futures		
	Settle	Change
Brent	78.57	-0.12
Gas Oil	880.25	17.5
Natural Gas	3.72	-0.452
RBOB	226.71	0.79
ULSD	297.23	0.04
WTI	73.77	0.10

Market Commentary

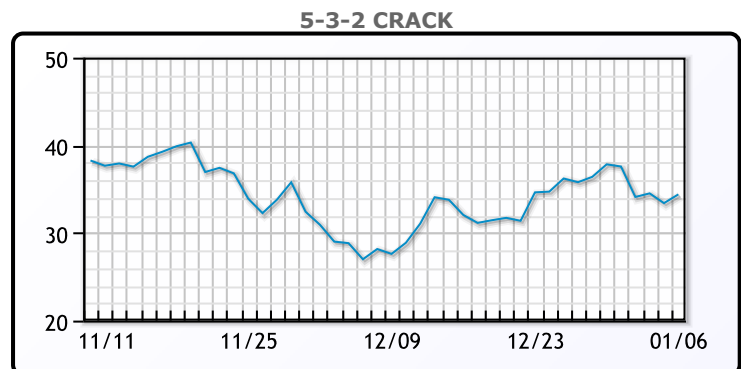
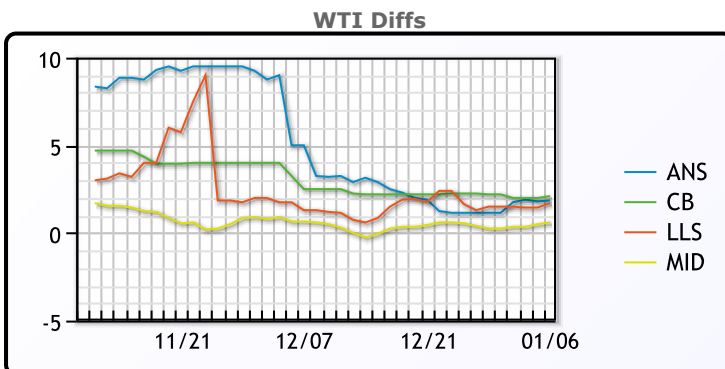
Oil prices were mostly flat for the day with not much market moving news. Prices are ending the week much lower as the market looks to balance recession fears with some bullish demand fundamentals and a weaker USD. US services industry activity also contracted for the first time in 2 1/2 years according to the ISM. Yet the jobs report showed the US economy added jobs at a solid clip in December, giving the Fed some cover to continue more hawkish policy moves. "The oil market might be regaining some composure following the bloodbath earlier this week, but the upside potential remains limited, at least in the near term. The economic outlook is clouded," PVM analyst Stephen Brennock said. WTI traded up \$.10 or .1% to close at \$73.77. Brent traded down \$.12 or -.2% to close at \$78.57.

Crude & Product Markets

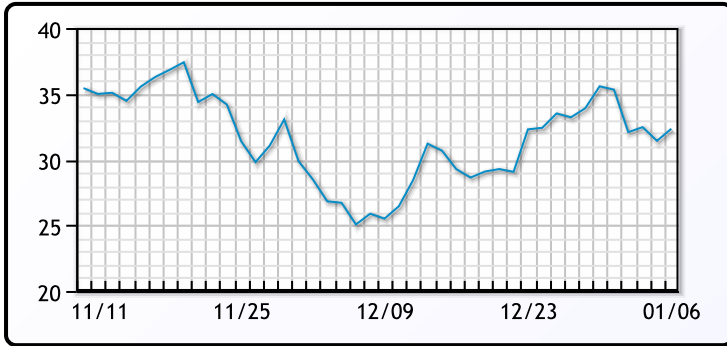


CRUDE			
	Last	Week Ago	Month Ago
ANS	76.67	81.41	77.5
BLS	76.92	82.46	76.75
LLS	76.52	81.76	75.55
Mid	75.42	80.51	74.85
WTI	74.82	80.26	74.25

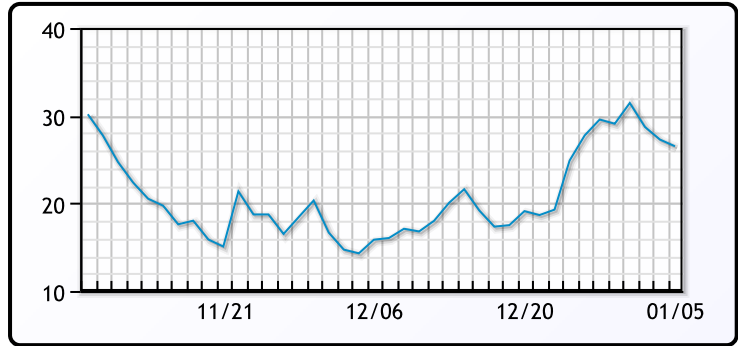
PRODUCTS			
	Last	Week Ago	Month Ago
Gulf RBOB	224.98	243.83	197.41
Gulf ULSD	304.36	335.5	272.05
NYH RBOB	229.88	247.46	215.41
NYH ULSD	309.83	336.72	288.55
USGC 3%	51.88	59.88	51.13



3-2-1 Crack



Gulf 3-2-1 Crack



NGLs

MB

	Last	Week Ago	Month Ago
Butane	100.38	101.5	94.5
IsoButane	105.38	99.75	98.5
Natural Gasoline	149.5	151	149
Propane	72.75	70.75	69.75

CONWAY

	Last	Week Ago	Month Ago
Butane	101.38	95.38	93.5
IsoButane	135.5	130	118.5
Natural Gasoline	151	160	151.5
Propane	72.5	77	72.13

MB NON

	Last	Week Ago	Month Ago
Butane	100.38	101.5	94.5
IsoButane	105.38	99.75	98.5
Natural Gasoline	149.5	151	146.5
Propane	72.75	70.75	68.75

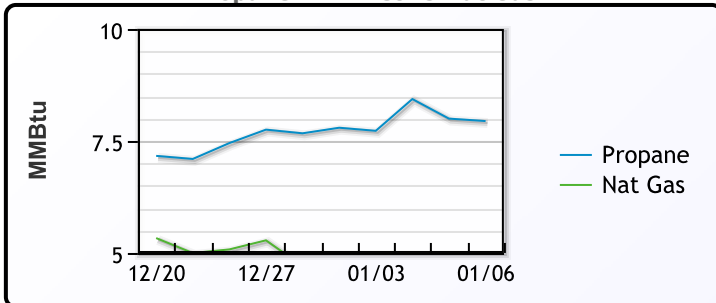
EDMONTON

	Last	Week Ago	Month Ago
Propane	61.5	65.5	60.13

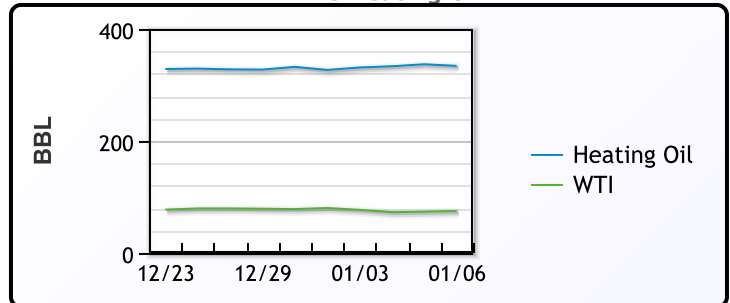
SARNIA

	Last	Week Ago	Month Ago
Propane	102	100	101.5

Propane MT.B Tet vs Nat Gas



WTI vs Heating Oil



FX

	Last	Change
CAD	1.3442	-0.0128
DXY	104.12	-0.922
Gold	1862.56	29.67

RATES

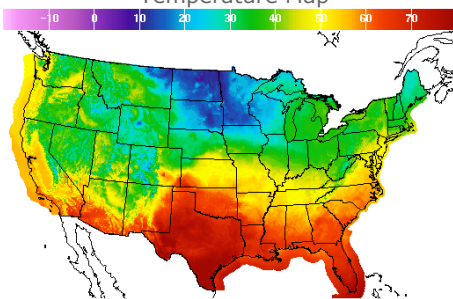
	Last	Change
US 2yr	4.2807	-0.1769
US 10yr	3.5839	-0.1342
CAN 10yr	3.102	-0.076

EQUITIES

	Last	Change
Nasdaq	10473.72	168.48
TSX	1192.41	15.774
S&P 500	3872.18	64.08

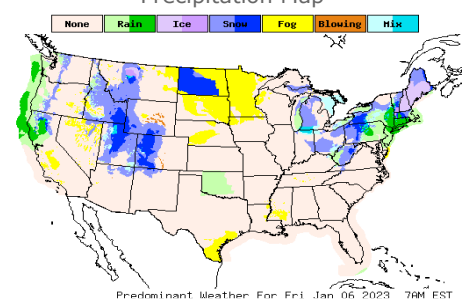
Weather Data

Temperature Map



City	HIGH °F	LOW °F
Calgary	41	15
Conway	10	-3
Cushing	58	39
Denver	39	26
Houston	75	57
Mont Belvieu	69	53
Sarnia	36	30
Williston	12	-8

Precipitation Map



This report has been prepared by PFL Petroleum Limited personnel for your information only and the views expressed are intended to provide market commentary and are not recommendations. This report is not an offer to sell or a solicitation of any offer to buy any security. The information contained herein has been compiled by PFL from sources believed to be reliable, but no representation or warranty, express or implied, is made by PFL Petroleum Limited, its affiliates or any other person as to its accuracy, completeness or correctness. Copyright 2017 PFL Petroleum Limited. All Rights Reserved