



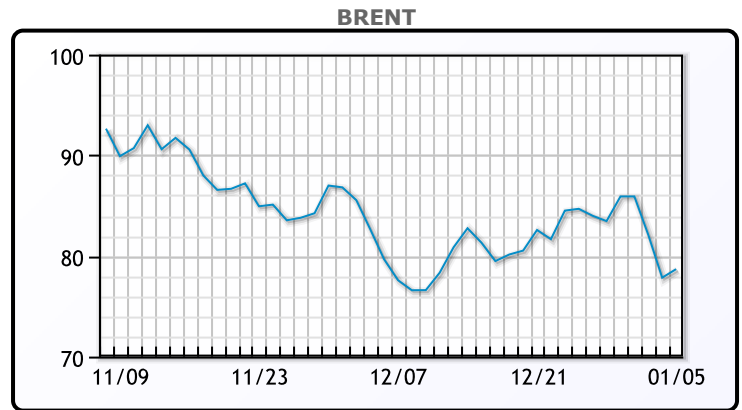
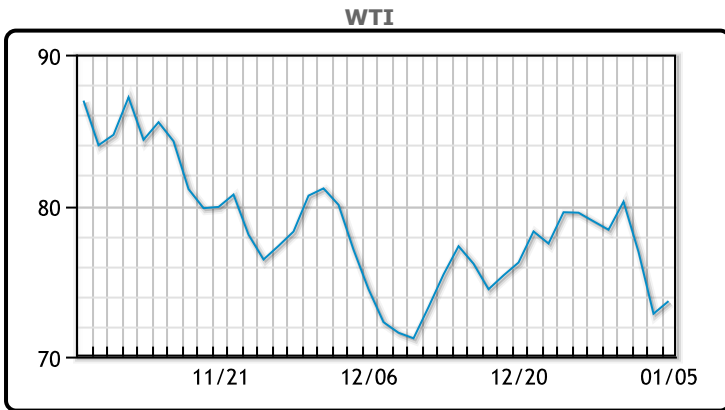
MARKET DAILY

<https://www.pflpetroleum.com>
 1865 Veterans Park Dr. Suite 303
 Naples, Florida 34109
 Phone: 239-390-2885
 Fax: 239-949-0611
 Jan 5, 2023 7:27 PM

Major Energy Futures		
	Settle	Change
Brent	78.69	0.85
Gas Oil	860.25	-57.25
Natural Gas	3.72	-0.452
RBOB	226.71	0.79
ULSD	297.23	0.04
WTI	73.67	0.83

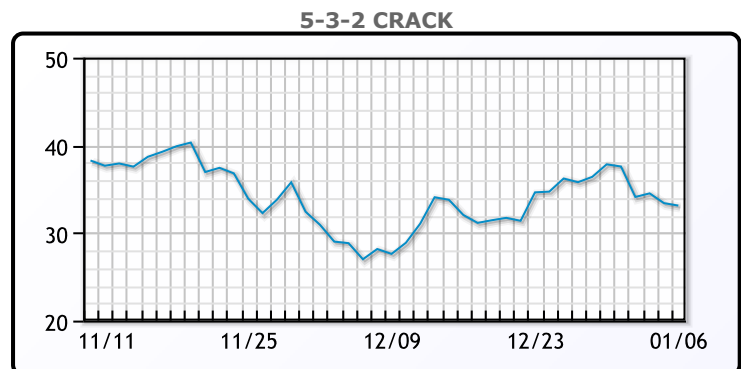
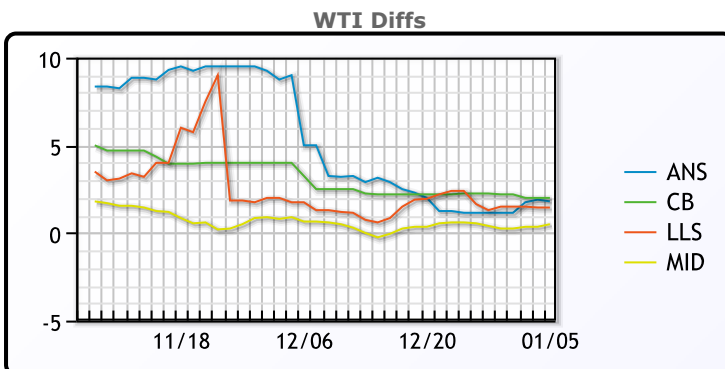
Market Commentary
 Oil prices rose today after sinking for two days after data showed lower fuel inventories. Supporting prices earlier in the session was a statement from top U.S. pipeline operator Colonial Pipeline, which said its Line 3 had been shut for unscheduled maintenance with a restart expected for the products line on Jan. 7. Distillate inventories fell more than expected as the nation faced a big winter storm. Distillate inventories were down 1.4MM/bbls versus 396K bbls expected. Gasoline stocks also fell, granted less than forecasted, by 346K/bbls. "The impact of the storm during that time period is on full display here," said John Kilduff, partner at Again Capital LLC in New York. WTI traded up \$.83 or 1.2% to close at \$73.67. Brent traded up \$.85 or 1.1% to close at \$78.69.

Crude & Product Markets

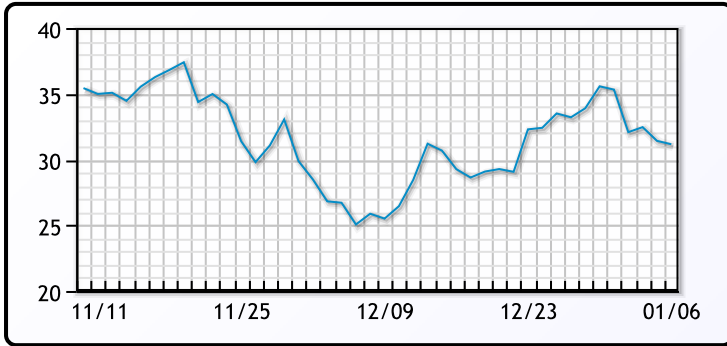


CRUDE			
	Last	Week Ago	Month Ago
ANS	75.47	79.55	81.93
BLS	75.67	80.6	79.43
LLS	75.12	79.9	78.23
Mid	74.17	78.65	77.58
WTI	73.67	78.4	76.93

PRODUCTS			
	Last	Week Ago	Month Ago
Gulf RBOB	219.71	228.67	200.44
Gulf ULSD	294.61	326.83	276.73
NYH RBOB	226.46	236.69	222.31
NYH ULSD	303.98	331.3	300.03
USGC 3%	51.13	58.38	55.13



3-2-1 Crack



Gulf 3-2-1 Crack



NGLs

MB

	Last	Week Ago	Month Ago
Butane	100.38	101.5	94.5
IsoButane	105.38	99.75	98.5
Natural Gasoline	149.5	151	149
Propane	72.75	70.75	69.75

CONWAY

	Last	Week Ago	Month Ago
Butane	101.38	95.38	93.5
IsoButane	135.5	130	118.5
Natural Gasoline	151	160	151.5
Propane	72.5	77	72.13

MB NON

	Last	Week Ago	Month Ago
Butane	100.38	101.5	94.5
IsoButane	105.38	99.75	98.5
Natural Gasoline	149.5	151	146.5
Propane	72.75	70.75	68.75

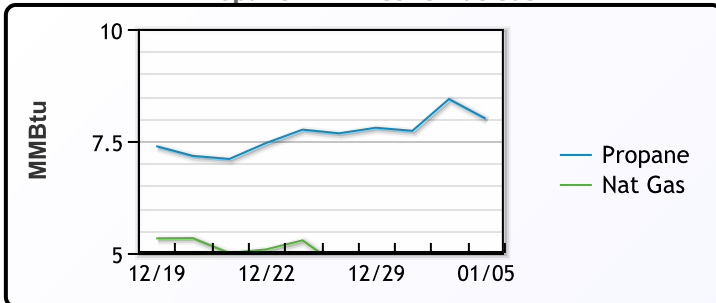
EDMONTON

	Last	Week Ago	Month Ago
Propane	61.5	65.5	60.13

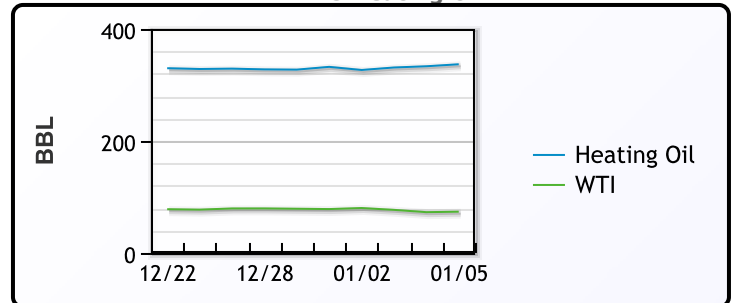
SARNIA

	Last	Week Ago	Month Ago
Propane	102	100	101.5

Propane MT.B Tet vs Nat Gas



WTI vs Heating Oil



FX

	Last	Change
CAD	1.356	-0.001
DXY	105.042	0.794
Gold	1832.86	-0.03

RATES

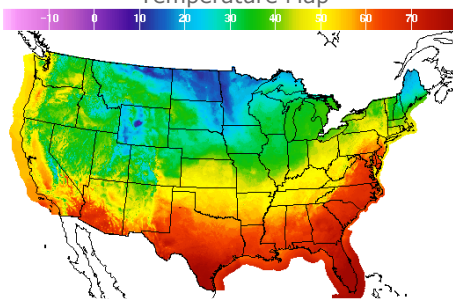
	Last	Change
US 2yr	4.468	0.0104
US 10yr	3.7294	0.0113
CAN 10yr	3.178	0.044

EQUITIES

	Last	Change
Nasdaq	10305.24	-153.52
TSX	1176.636	-5.159
S&P 500	3808.1	-44.87

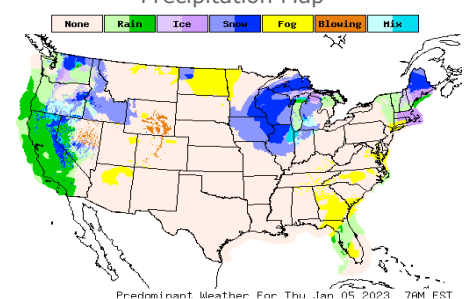
Weather Data

Temperature Map



City	HIGH °F	LOW °F
Calgary	21	4
Conway	18	1
Cushing	50	32
Denver	35	23
Houston	69	57
Mont Belvieu	66	52
Sarnia	39	34
Williston	16	-2

Precipitation Map



This report has been prepared by PFL Petroleum Limited personnel for your information only and the views expressed are intended to provide market commentary and are not recommendations. This report is not an offer to sell or a solicitation of any offer to buy any security. The information contained herein has been compiled by PFL from sources believed to be reliable, but no representation or warranty, express or implied, is made by PFL Petroleum Limited, its affiliates or any other person as to its accuracy, completeness or correctness. Copyright 2017 PFL Petroleum Limited. All Rights Reserved