



MARKET DAILY

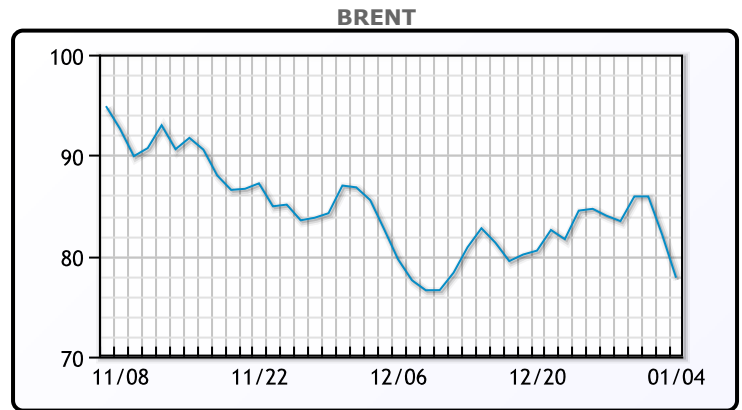
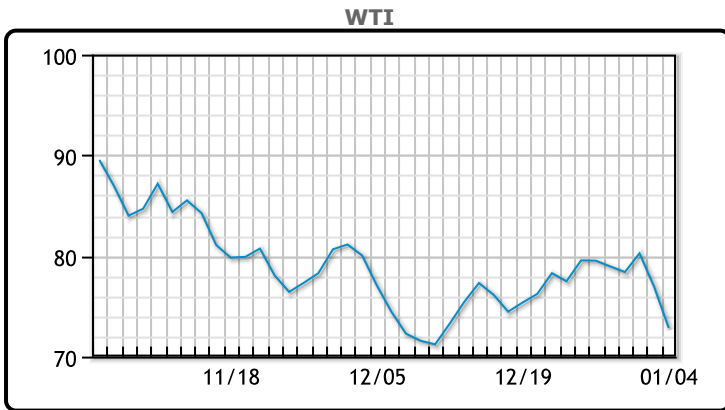
<https://www.pflpetroleum.com>
 1865 Veterans Park Dr. Suite 303
 Naples, Florida 34109
 Phone: 239-390-2885
 Fax: 239-949-0611
 Jan 4, 2023 6:25 PM

Major Energy Futures		
	Settle	Change
Brent	77.84	-4.26
Gas Oil	842.75	-21
Natural Gas	4.172	0.184
RBOB	225.92	-10.2
ULSD	297.19	-11.46
WTI	72.84	-4.09

Market Commentary

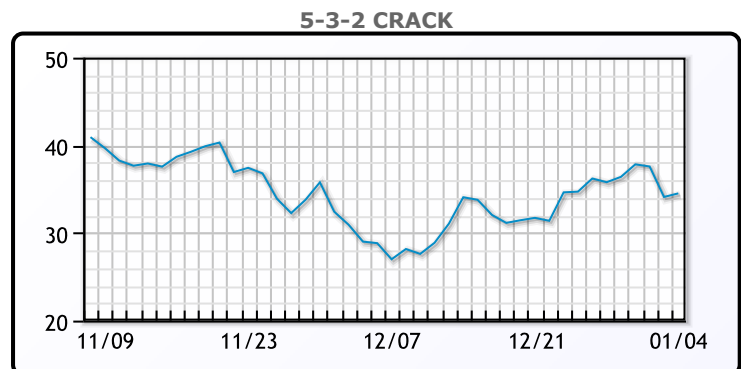
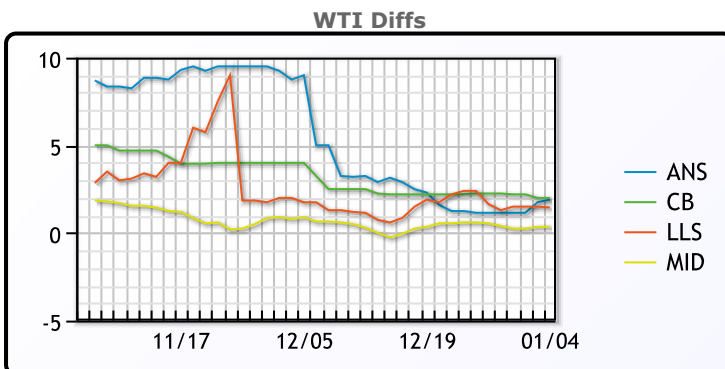
Oil prices were lower again today, sinking more than \$4 a barrel. Brent is down 9.4% in two days this week, its steepest two day drop since 1991. "Crude oil is trading lower on concerns around China COVID-19 and the Fed forcing a global recession... both demand destruction events," said Bob Yawger, director of energy futures at Mizuho in New York. US manufacturing contracted again in December. At the same time, a survey from the U.S. Labor Department showed job openings fell less than expected, raising concerns that the Federal Reserve would use the tight labor market as a reason to keep rates higher for longer. WTI traded down \$4.09 or -5.3% to close at \$72.94. Brent traded down \$4.26 or -5.2% to close at \$77.84.

Crude & Product Markets



CRUDE			
	Last	Week Ago	Month Ago
ANS	74.74	80.11	84.98
BLS	74.84	81.21	83.23
LLS	74.29	80.26	81.73
Mid	73.19	79.36	80.63
WTI	72.84	78.96	79.98

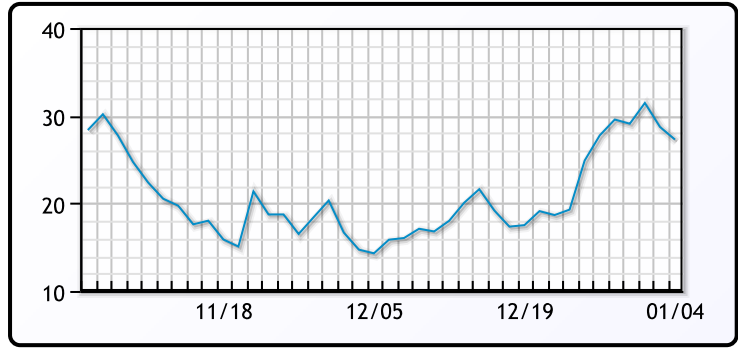
PRODUCTS			
	Last	Week Ago	Month Ago
Gulf RBOB	220.92	229.71	206.04
Gulf ULSD	297.69	326.37	290.85
NYH RBOB	225.92	235.91	231.04
NYH ULSD	301.19	336.78	318.6
USGC 3%	50.88	58.63	56.88



3-2-1 Crack



Gulf 3-2-1 Crack



NGLs

MB

	Last	Week Ago	Month Ago
Butane	101	98	95.75
IsoButane	105	101	101
Natural Gasoline	148.5	148.75	155.25
Propane	74.5	70	71.5

CONWAY

	Last	Week Ago	Month Ago
Butane	101	97	96
IsoButane	131	135	122
Natural Gasoline	152	157	163
Propane	74.25	76.25	74.5

MB NON

	Last	Week Ago	Month Ago
Butane	101	98	95.75
IsoButane	105	101	101
Natural Gasoline	149	150	151.5
Propane	73.25	71	71.25

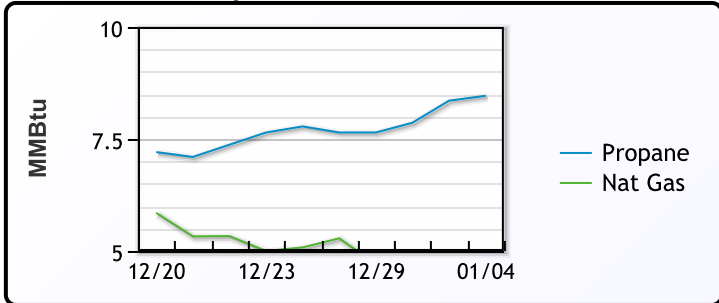
EDMONTON

	Last	Week Ago	Month Ago
Propane	63	64.75	62.38

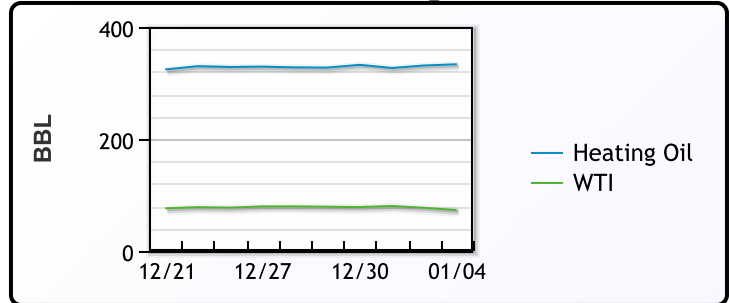
SARNIA

	Last	Week Ago	Month Ago
Propane	102.5	100	106.5

Propane MT.B Tet vs Nat Gas



WTI vs Heating Oil



FX

	Last	Change
CAD	1.3476	-0.0002
DXY	104.248	-0.27
Gold	1854.56	0

RATES

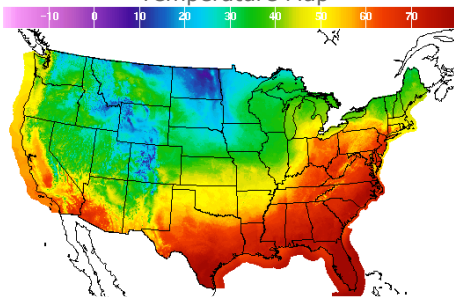
	Last	Change
US 2yr	4.3534	-0.0165
US 10yr	3.6827	-0.0562
CAN 10yr	3.134	-0.055

EQUITIES

	Last	Change
Nasdaq	10458.76	71.78
TSX	1181.795	7.997
S&P 500	3852.97	28.83

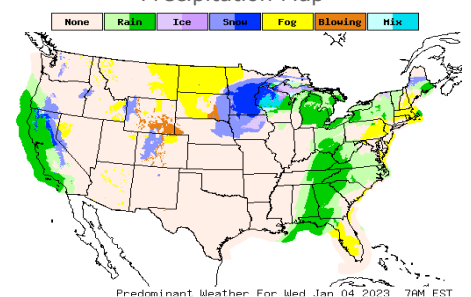
Weather Data

Temperature Map



City	HIGH °F	LOW °F
Calgary	30	9
Conway	13	-1
Cushing	49	32
Denver	35	21
Houston	70	59
Mont Belvieu	69	55
Sarnia	47	39
Williston	15	-2

Precipitation Map



This report has been prepared by PFL Petroleum Limited personnel for your information only and the views expressed are intended to provide market commentary and are not recommendations. This report is not an offer to sell or a solicitation of any offer to buy any security. The information contained herein has been compiled by PFL from sources believed to be reliable, but no representation or warranty, express or implied, is made by PFL Petroleum Limited, its affiliates or any other person as to its accuracy, completeness or correctness. Copyright 2017 PFL Petroleum Limited. All Rights Reserved