



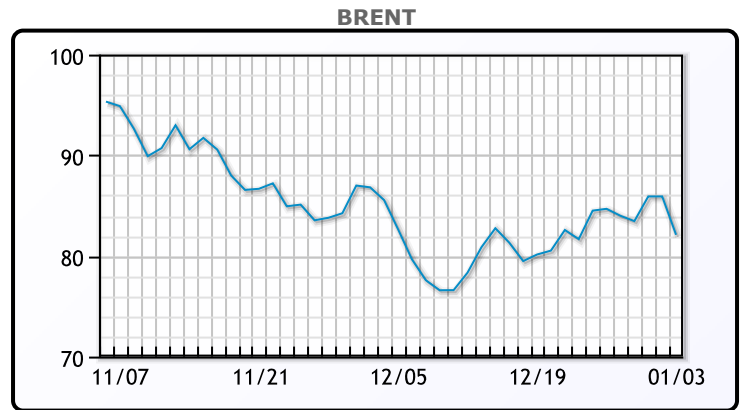
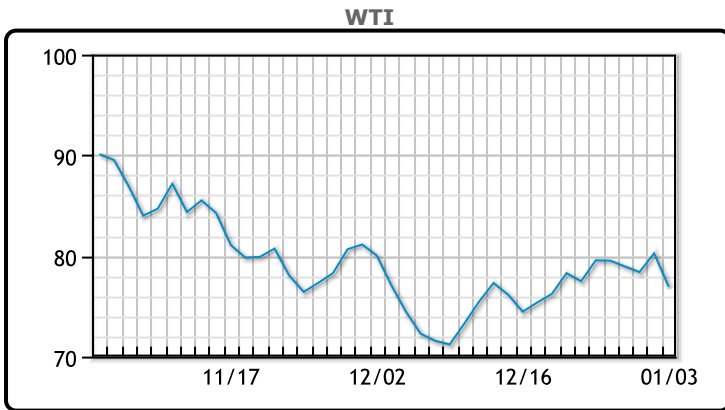
MARKET DAILY

<https://www.pflpetroleum.com>
 1865 Veterans Park Dr. Suite 303
 Naples, Florida 34109
 Phone: 239-390-2885
 Fax: 239-949-0611
 Jan 3, 2023 8:07 PM

Major Energy Futures		
	Settle	Change
Brent	82.1	-3.81
Gas Oil	900	2.25
Natural Gas	3.988	-0.487
RBOB	236.12	-11.71
ULSD	308.65	-20.85
WTI	76.93	-3.33

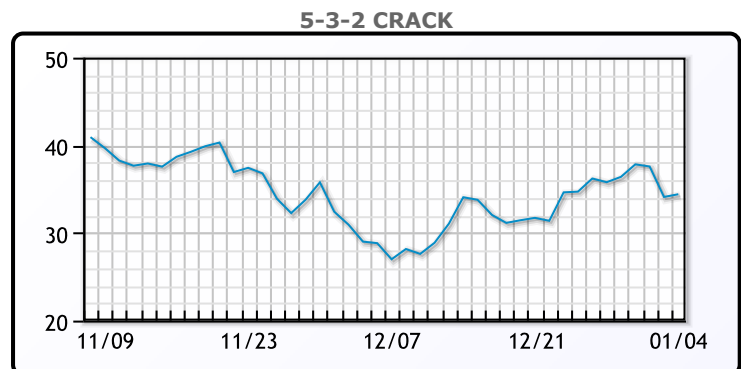
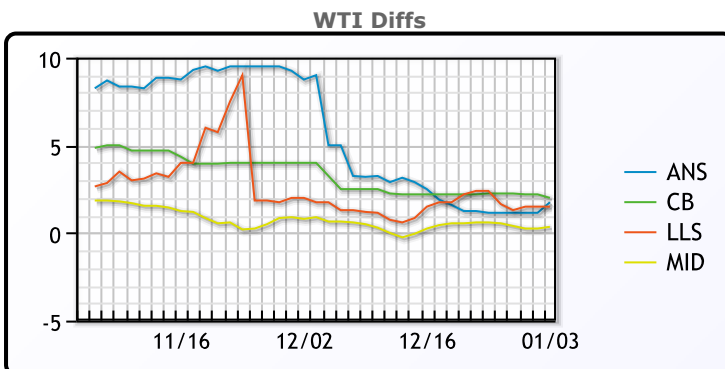
Market Commentary
 Oil prices tumbled today, sinking more than 4% as the New Year gets off to a rocky start. The Chinese government has raised export quotas for refined oil products in the first batch for 2023. This was attributed to expectations of poor domestic demand. Making matters worse the IMF is presenting a gloomy outlook for the US EU and China, saying all economies are slowing simultaneously. "There is plenty of reason for concerns here - the China COVID-19 situation and the fear of recession in the foreseeable future is putting pressure on markets," Mizuho analyst Robert Yawger said. Today was the largest one day rise in the USD in over 2 weeks. WTI traded down \$3.33 or 4.1% to close at \$76.93. Brent traded down \$3.81 or -4.4% to close at \$82.10.

Crude & Product Markets



CRUDE			
	Last	Week Ago	Month Ago
ANS	78.68	80.68	84.98
BLS	78.93	81.78	83.23
LLS	78.43	81.18	81.73
Mid	77.28	80.08	80.63
WTI	76.93	79.53	79.98

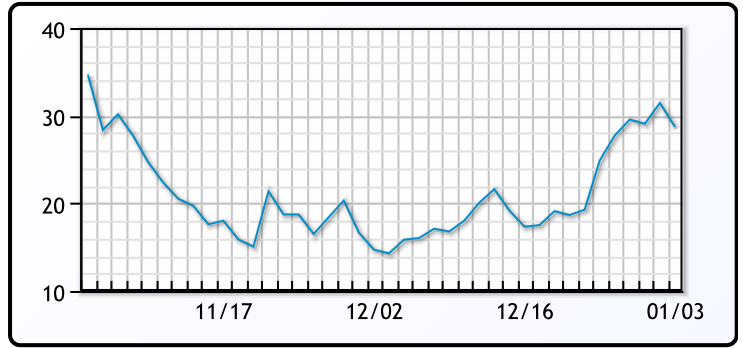
PRODUCTS			
	Last	Week Ago	Month Ago
Gulf RBOB	231.37	227.96	206.04
Gulf ULSD	306.65	332.87	290.85
NYH RBOB	235.75	235.4	231.04
NYH ULSD	315.9	335.12	318.6
USGC 3%	55.13	59.13	56.88



3-2-1 Crack



Gulf 3-2-1 Crack



NGLs

MB

	Last	Week Ago	Month Ago
Butane	103.5	96.75	97.13
IsoButane	108	97.25	101
Natural Gasoline	156	152.75	155.25
Propane	77.25	70.25	72.25

CONWAY

	Last	Week Ago	Month Ago
Butane	102.5	96.75	96.5
IsoButane	135	125	120
Natural Gasoline	157	158	163.5
Propane	76.63	74.25	74.38

MB NON

	Last	Week Ago	Month Ago
Butane	103.5	96.75	97
IsoButane	108	97.25	101
Natural Gasoline	156	152.75	152.25
Propane	76.88	69.75	71.25

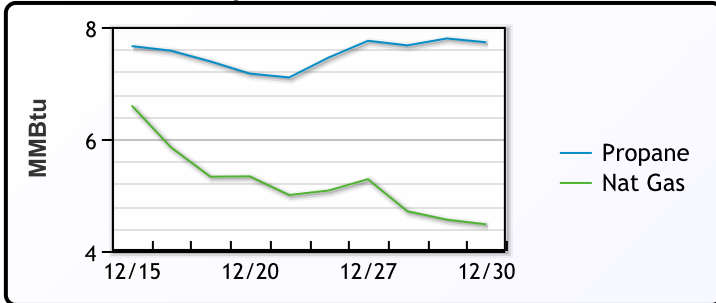
EDMONTON

	Last	Week Ago	Month Ago
Propane	66.63	62.75	62.38

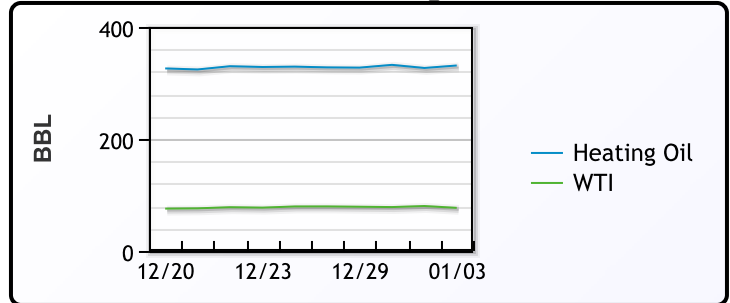
SARNIA

	Last	Week Ago	Month Ago
Propane	100	98	106.5

Propane MT.B Tet vs Nat Gas



WTI vs Heating Oil



FX

	Last	Change
CAD	1.3653	-0.0018
DXY	104.565	0.047
Gold	1839.57	0.09

RATES

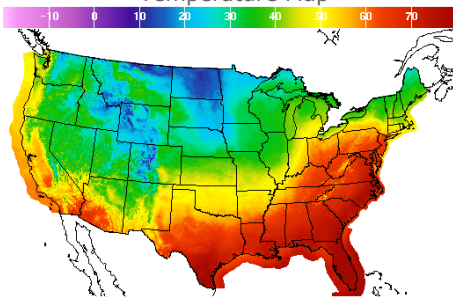
	Last	Change
US 2yr	4.3782	0.0083
US 10yr	3.7558	0.0169
CAN 10yr	3.189	-0.111

EQUITIES

	Last	Change
Nasdaq	10386.98	-79.5
TSX	1173.798	4.891
S&P 500	3824.14	-15.36

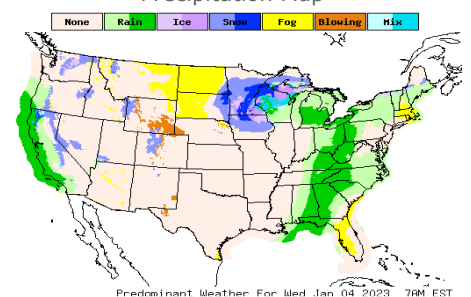
Weather Data

Temperature Map



City	HIGH °F	LOW °F
Calgary	25	8
Conway	17	-1
Cushing	54	39
Denver	28	22
Houston	75	65
Mont Belvieu	70	60
Sarnia	40	36
Williston	19	0

Precipitation Map



This report has been prepared by PFL Petroleum Limited personnel for your information only and the views expressed are intended to provide market commentary and are not recommendations. This report is not an offer to sell or a solicitation of any offer to buy any security. The information contained herein has been compiled by PFL from sources believed to be reliable, but no representation or warranty, express or implied, is made by PFL Petroleum Limited, its affiliates or any other person as to its accuracy, completeness or correctness. Copyright 2017 PFL Petroleum Limited. All Rights Reserved