



# MARKET DAILY

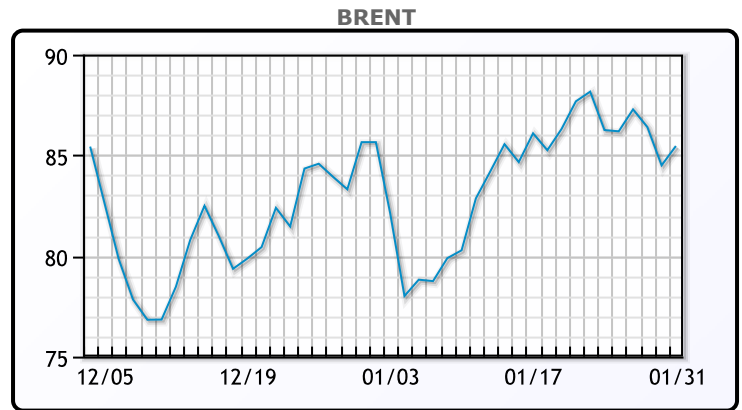
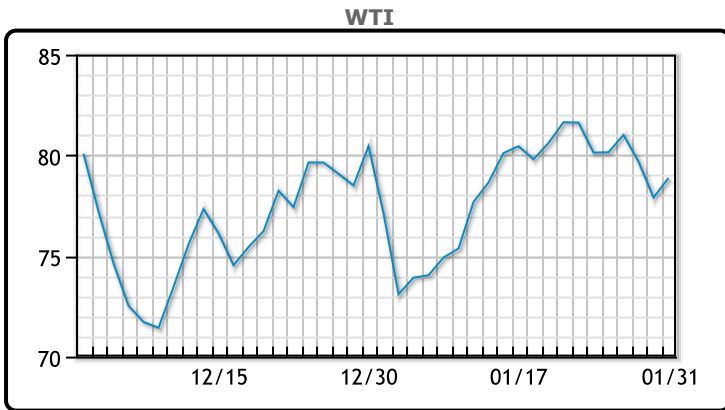
<https://www.pflpetroleum.com>  
 1865 Veterans Park Dr. Suite 303  
 Naples, Florida 34109  
 Phone: 239-390-2885  
 Fax: 239-949-0611  
 Jan 31, 2023 6:57 PM

Major Energy Futures		
	Settle	Change
Brent	84.49	-0.41
Gas Oil	915.25	-28.5
Natural Gas	2.684	0.007
RBOB	256.68	6.1
ULSD	314.48	8.5
WTI	78.87	.97

**Market Commentary**

Oil prices were steady today after recovering from three week lows as prices drew support from a weaker dollar and inventory data. Front month Brent and WTI had traded down hard early in the session on interest rate worries and abundant Russian product. The front month Brent contract was also volatile because of expiration today as traders closed positions. An OPEC panel is likely to hold production unchanged when they meet on Wednesday, but today's weakness in the Brent contract could make them weary. This also widened contango in the market. Brent traded down \$.41 to close at \$84.49.

## Crude & Product Markets

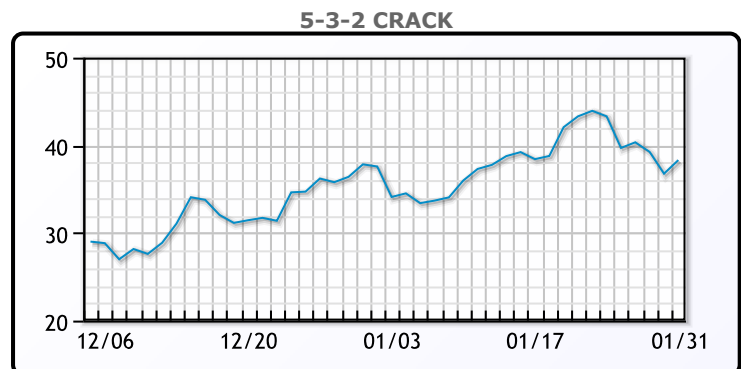
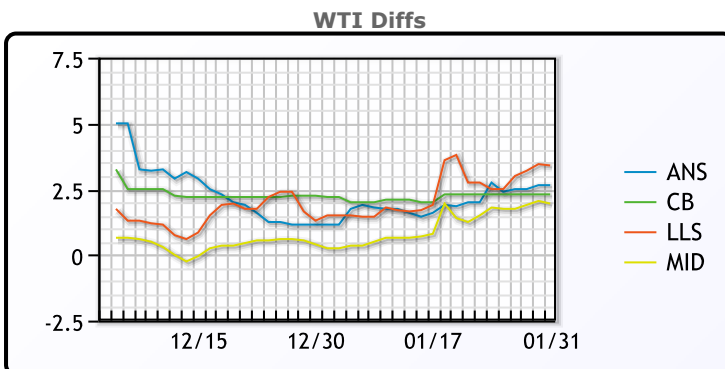


**CRUDE**

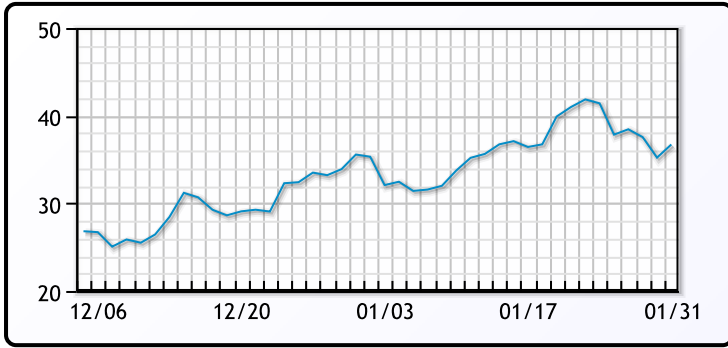
	Last	Week Ago	Month Ago
ANS	81.52	82.53	81.41
BLS	81.17	82.08	82.46
LLS	82.27	82.28	81.76
Mid	80.82	81.58	80.51
WTI	78.87	79.78	80.26

**PRODUCTS**

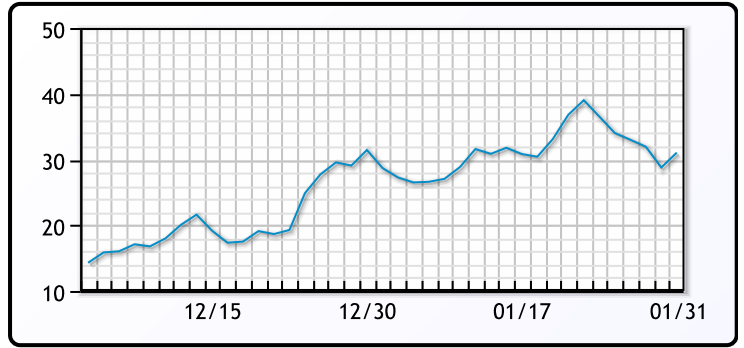
	Last	Week Ago	Month Ago
Gulf RBOB	250.43	260.62	243.83
Gulf ULSD	310.48	333.97	335.5
NYH RBOB	253.75	264.42	247.46
NYH ULSD	318.23	344.72	336.72
USGC 3%	57.88	58.63	59.88



**3-2-1 Crack**



**Gulf 3-2-1 Crack**



**NGLs**

**MB**

	Last	Week Ago	Month Ago
Butane	114	116	105.5
IsoButane	115	117	108.5
Natural Gasoline	174.25	178.75	151
Propane	87.5	90.5	76.5

**CONWAY**

	Last	Week Ago	Month Ago
Butane	114.5	117	102.25
IsoButane	135	142	140
Natural Gasoline	172	177	161
Propane	86.5	89.5	78

**MB NON**

	Last	Week Ago	Month Ago
Butane	114	116	105.5
IsoButane	115	117	108.5
Natural Gasoline	173	177.75	160
Propane	87.88	90.38	70.75

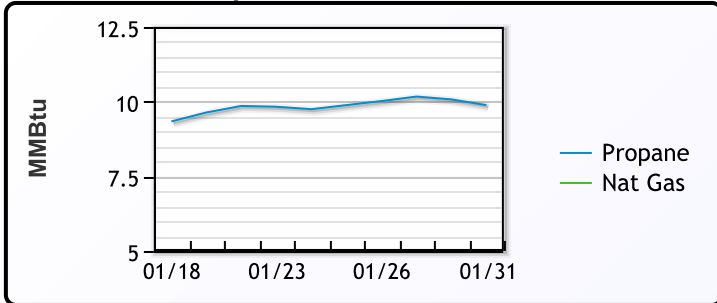
**EDMONTON**

	Last	Week Ago	Month Ago
Propane	65.38	68.25	65.5

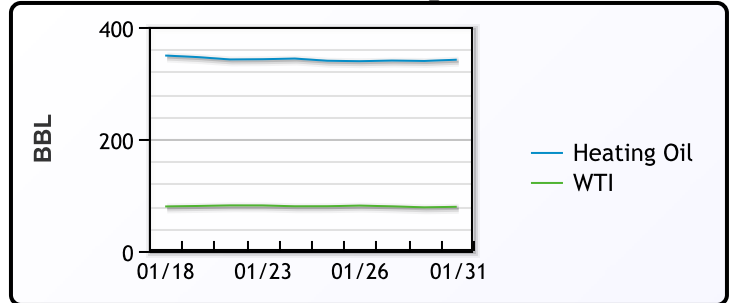
**SARNIA**

	Last	Week Ago	Month Ago
Propane	116.88	118.5	100

**Propane MT.B Tet vs Nat Gas**



**WTI vs Heating Oil**



**FX**

	Last	Change
CAD	1.3304	-0.0002
DXY	102.097	-0.179
Gold	1927.66	-0.7

**RATES**

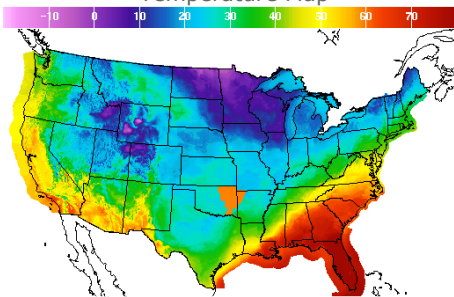
	Last	Change
US 2yr	4.2011	-0.033
US 10yr	3.5069	-0.0297
CAN 10yr	2.916	0.003

**EQUITIES**

	Last	Change
Nasdaq	11584.55	190.74
TSX	1251.507	11.91
S&P 500	4076.6	58.83

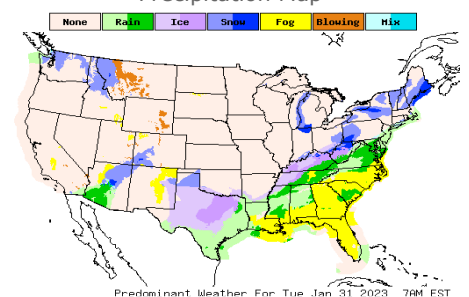
**Weather Data**

**Temperature Map**



City	HIGH °F	LOW °F
Calgary	20	4
Conway	0	-16
Cushing	24	18
Denver	26	7
Houston	42	38
Mont Belvieu	43	40
Sarnia	14	2
Williston	13	-15

**Precipitation Map**



This report has been prepared by PFL Petroleum Limited personnel for your information only and the views expressed are intended to provide market commentary and are not recommendations. This report is not an offer to sell or a solicitation of any offer to buy any security. The information contained herein has been compiled by PFL from sources believed to be reliable, but no representation or warranty, express or implied, is made by PFL Petroleum Limited, its affiliates or any other person as to its accuracy, completeness or correctness. Copyright 2017 PFL Petroleum Limited. All Rights Reserved