



MARKET DAILY

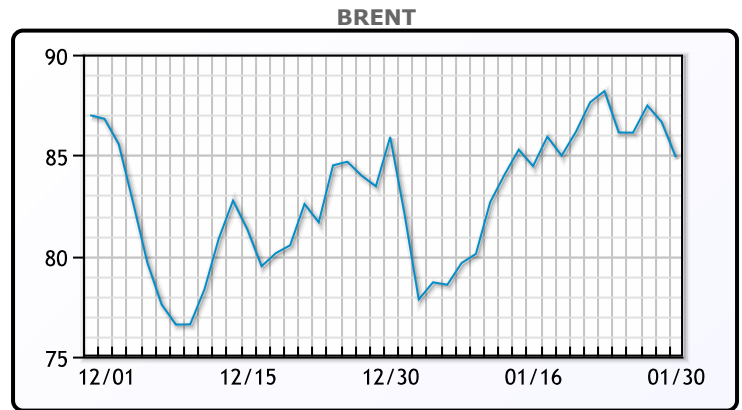
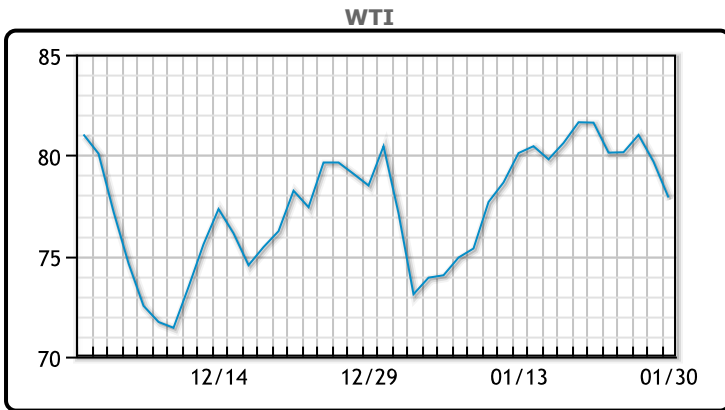
<https://www.pflpetroleum.com>
 1865 Veterans Park Dr. Suite 303
 Naples, Florida 34109
 Phone: 239-390-2885
 Fax: 239-949-0611
 Jan 30, 2023 7:31 PM

Major Energy Futures		
	Settle	Change
Brent	84.9	-1.75
Gas Oil	909.5	-27.25
Natural Gas	2.677	-0.172
RBOB	249.89	-8.97
ULSD	311.08	-13.1
WTI	77.9	-1.78

Market Commentary

Oil prices fell again today extending last week's losses as this week's Federal Reserve meeting looms. "We're seeing a 'risk back off' sentiment from the past two weeks' rally on ideas that higher interest rates may slow demand more quickly," said Dennis Kissler, senior vice president of trading at BOK Financial. A severe winter storm is expected to hit Texas over the next few days brining snow and ice. This could impact drilling and pipeline operations and could be bullish for prices in the short term. A rise in Chinese oil demand has been mostly priced in at this point so now traders are taking a wait and see approach. WTI traded down \$1.78 or -2.23% to close at \$77.90. Brent traded down \$1.76 or -2.03% to close at \$84.90.

Crude & Product Markets

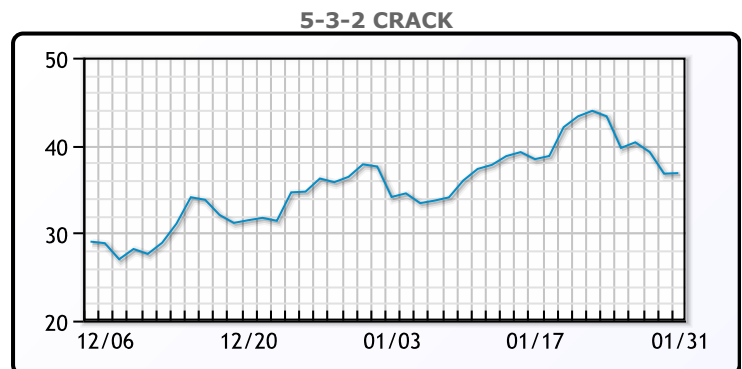
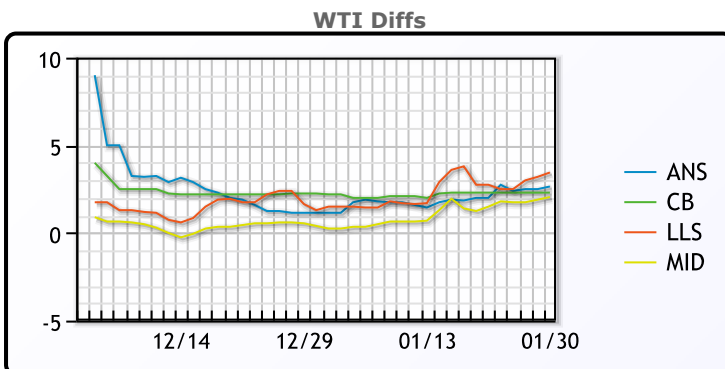


CRUDE

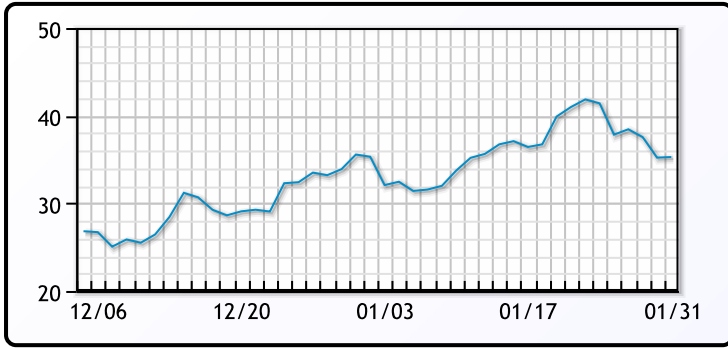
	Last	Week Ago	Month Ago
ANS	80.55	83.27	81.41
BLS	80.2	83.57	82.46
LLS	81.35	84.02	81.76
Mid	79.95	82.77	80.51
WTI	77.9	81.27	80.26

PRODUCTS

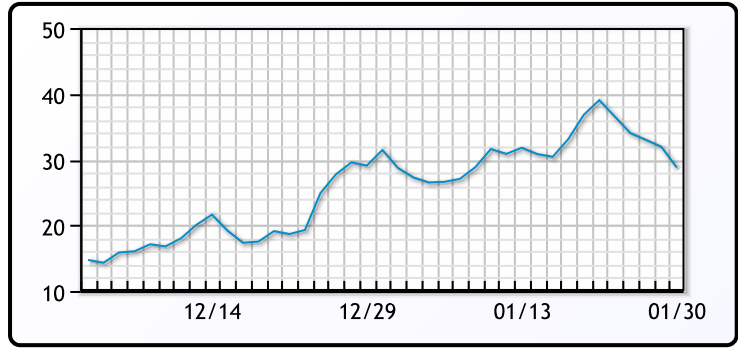
	Last	Week Ago	Month Ago
Gulf RBOB	244.08	266.65	243.83
Gulf ULSD	302.23	347.09	335.5
NYH RBOB	249.14	269.27	247.46
NYH ULSD	310.08	358.84	336.72
USGC 3%	56.88	60.38	59.88



3-2-1 Crack



Gulf 3-2-1 Crack



NGLs

MB

	Last	Week Ago	Month Ago
Butane	114.88	116.5	101.5
IsoButane	115.63	116.5	99.75
Natural Gasoline	172	179.75	151
Propane	90.5	88.88	70.75

CONWAY

	Last	Week Ago	Month Ago
Butane	115.25	116	95.38
IsoButane	136	145	130
Natural Gasoline	172.5	179	160
Propane	89.5	88.5	77

MB NON

	Last	Week Ago	Month Ago
Butane	113.88	115.5	101.5
IsoButane	115.63	116.5	99.75
Natural Gasoline	171	179.25	151
Propane	90.38	88.75	70.75

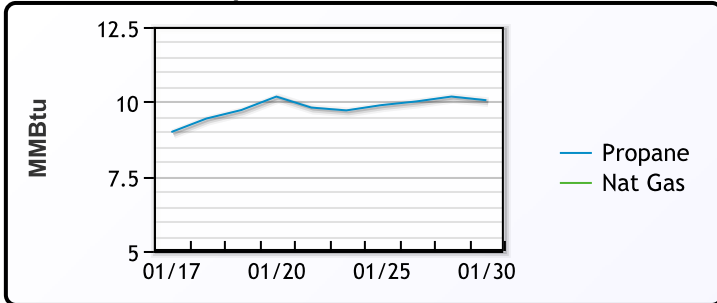
EDMONTON

	Last	Week Ago	Month Ago
Propane	68.75	67	65.5

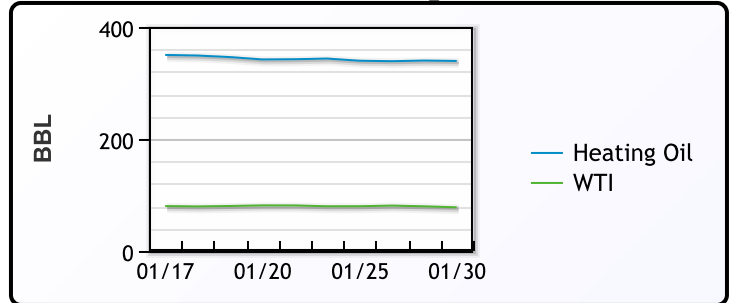
SARNIA

	Last	Week Ago	Month Ago
Propane	117.75	118.75	100

Propane MT.B Tet vs Nat Gas



WTI vs Heating Oil



FX

	Last	Change
CAD	1.3392	0.0005
DXY	102.276	0.349
Gold	1922.39	-0.78

RATES

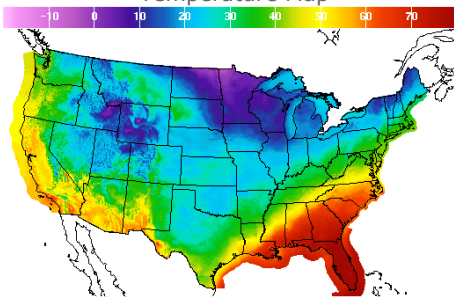
	Last	Change
US 2yr	4.232	-0.0021
US 10yr	3.5347	-0.0019
CAN 10yr	2.913	0.024

EQUITIES

	Last	Change
Nasdaq	11393.81	-227.9
TSX	1239.597	-8.007
S&P 500	4017.77	-52.79

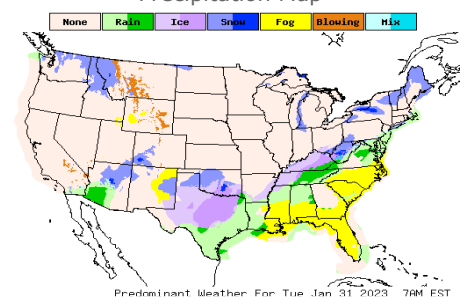
Weather Data

Temperature Map



City	HIGH °F	LOW °F
Calgary	16	7
Conway	-1	-18
Cushing	24	17
Denver	11	0
Houston	57	42
Mont Belvieu	56	44
Sarnia	25	13
Williston	4	-21

Precipitation Map



This report has been prepared by PFL Petroleum Limited personnel for your information only and the views expressed are intended to provide market commentary and are not recommendations. This report is not an offer to sell or a solicitation of any offer to buy any security. The information contained herein has been compiled by PFL from sources believed to be reliable, but no representation or warranty, express or implied, is made by PFL Petroleum Limited, its affiliates or any other person as to its accuracy, completeness or correctness. Copyright 2017 PFL Petroleum Limited. All Rights Reserved