



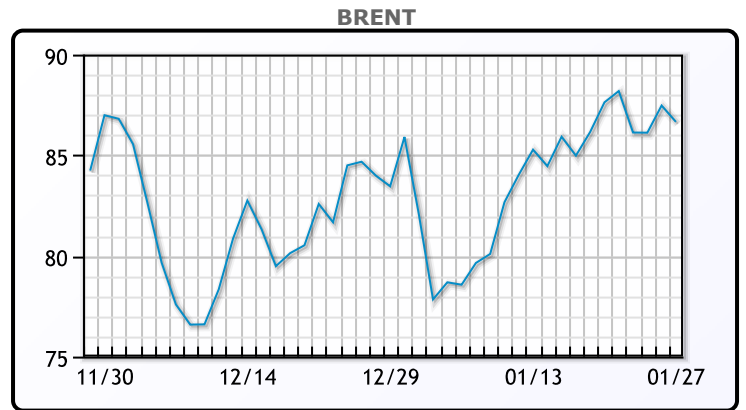
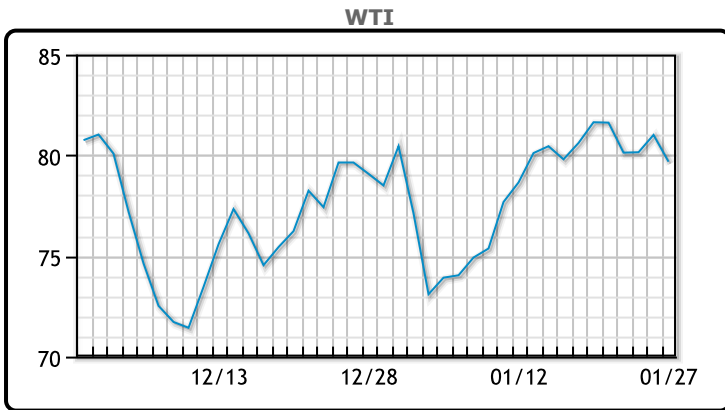
# MARKET DAILY

<https://www.pflpetroleum.com>  
 1865 Veterans Park Dr. Suite 303  
 Naples, Florida 34109  
 Phone: 239-390-2885  
 Fax: 239-949-0611  
 Jan 27, 2023 6:35 PM

Major Energy Futures		
	Settle	Change
Brent	86.66	-0.81
Gas Oil	938	7.75
Natural Gas	2.849	-0.067
RBOB	258.86	1.87
ULSD	326.55	3.52
WTI	79.68	-1.33

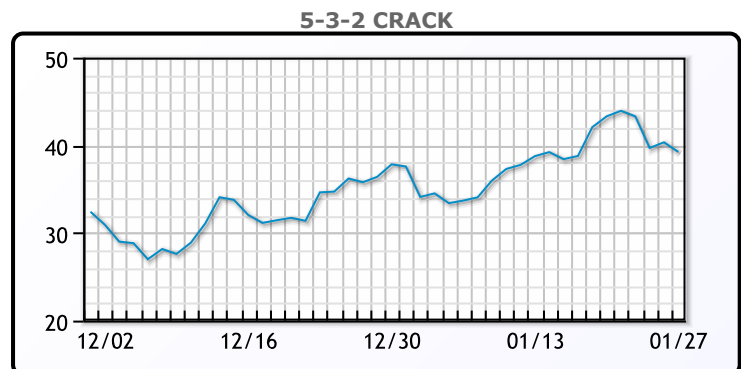
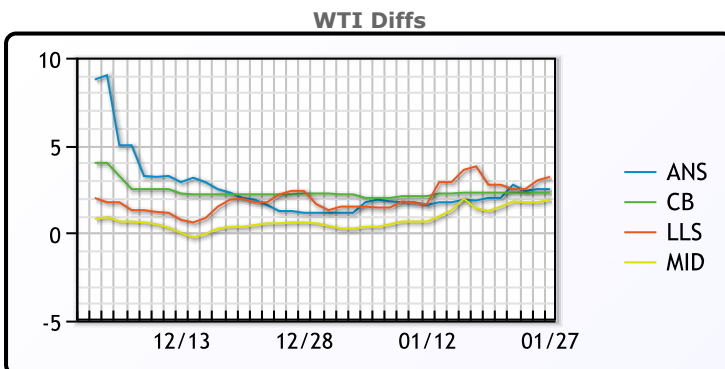
**Market Commentary**  
 Oil prices were lower today and closed mixed week over week. Brent was up \$.03 week over week and WTI was down 2% week over week. Indications are that will strong Russian oil supply could offset some of the bullish fundamentals such as the recovery in Chinese demand. Oil loadings from Russia's Baltic ports are set to rise 50% this month from December on strong demand in Asia and rising global prices. "If Russian supply remains strong heading into next month, oil is probably going to continue to trend lower," said John Kilduff, partner at Again Capital LLC in New York. The Fed will also be meeting again early next week and it is expected the new statement may shed some light on policy decisions going forward. WTI traded down \$1.33 or 1.6% to close at \$79.68. Brent traded down \$.81 or -.9% to close at \$86.66.

## Crude & Product Markets

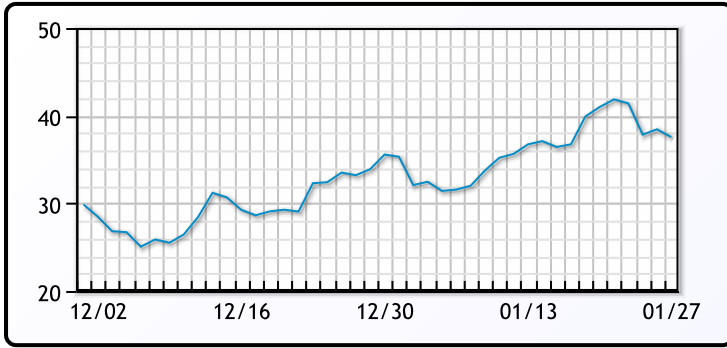


CRUDE			
	Last	Week Ago	Month Ago
ANS	82.18	83.31	80.68
BLS	81.98	83.61	81.78
LLS	82.88	84.06	81.18
Mid	81.58	82.56	80.08
WTI	79.68	81.31	79.53

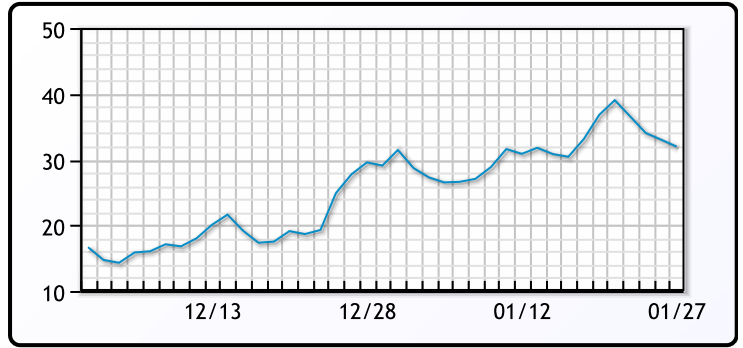
PRODUCTS			
	Last	Week Ago	Month Ago
Gulf RBOB	253.22	262.54	227.96
Gulf ULSD	316.52	338.68	332.87
NYH RBOB	258.11	264.04	235.4
NYH ULSD	326.55	350.68	335.12
USGC 3%	58.88	60.13	59.13



**3-2-1 Crack**



**Gulf 3-2-1 Crack**



**NGLs**

**MB**

	Last	Week Ago	Month Ago
Butane	116.5	116.5	97
IsoButane	117.5	117.5	100
Natural Gasoline	175.5	178.75	152.75
Propane	92.25	90	70

**CONWAY**

	Last	Week Ago	Month Ago
Butane	117	117	92.25
IsoButane	144	142	125
Natural Gasoline	173.5	176	156
Propane	91.25	89	75.25

**MB NON**

	Last	Week Ago	Month Ago
Butane	116.5	116.5	97
IsoButane	117.5	117.5	100
Natural Gasoline	174.5	178.75	153
Propane	91.88	89.63	69.75

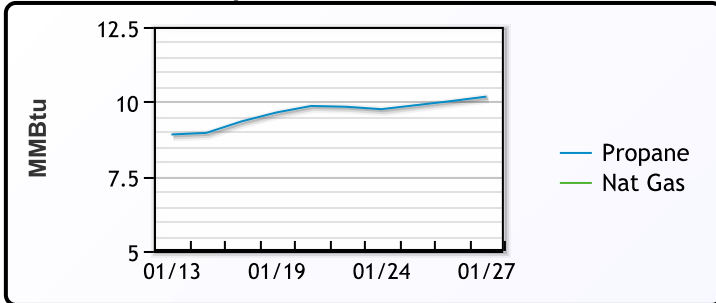
**EDMONTON**

	Last	Week Ago	Month Ago
Propane	70.13	69.5	62.75

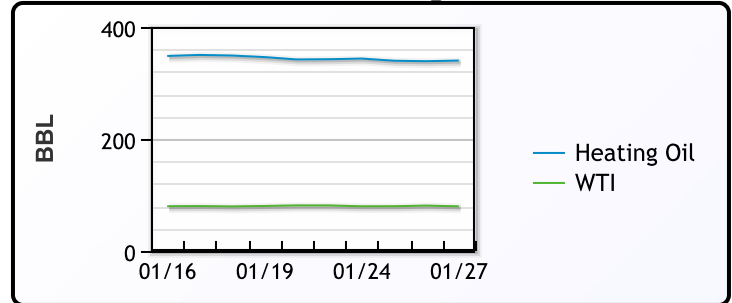
**SARNIA**

	Last	Week Ago	Month Ago
Propane	117.75	118.5	98

**Propane MT.B Tet vs Nat Gas**



**WTI vs Heating Oil**



**FX**

	Last	Change
CAD	1.3311	-0.001
DXY	101.927	0.088
Gold	1928.04	-1.17

**RATES**

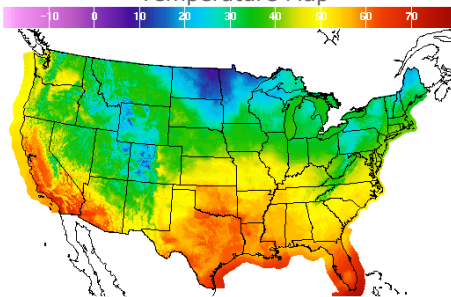
	Last	Change
US 2yr	4.199	0.0164
US 10yr	3.5035	0.0088
CAN 10yr	2.889	0.027

**EQUITIES**

	Last	Change
Nasdaq	11621.71	109.3
TSX	1247.604	0.592
S&P 500	4070.56	10.13

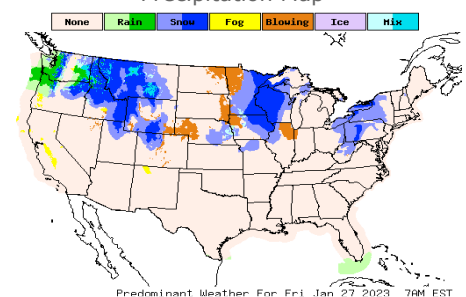
**Weather Data**

**Temperature Map**



City	HIGH °F	LOW °F
Calgary	33	10
Conway	21	-9
Cushing	55	37
Denver	38	26
Houston	58	47
Mont Belvieu	56	43
Sarnia	32	19
Williston	21	-1

**Precipitation Map**



This report has been prepared by PFL Petroleum Limited personnel for your information only and the views expressed are intended to provide market commentary and are not recommendations. This report is not an offer to sell or a solicitation of any offer to buy any security. The information contained herein has been compiled by PFL from sources believed to be reliable, but no representation or warranty, express or implied, is made by PFL Petroleum Limited, its affiliates or any other person as to its accuracy, completeness or correctness. Copyright 2017 PFL Petroleum Limited. All Rights Reserved