



MARKET DAILY

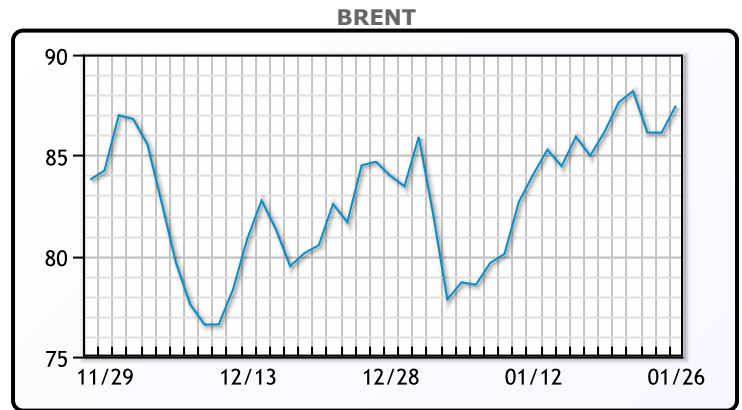
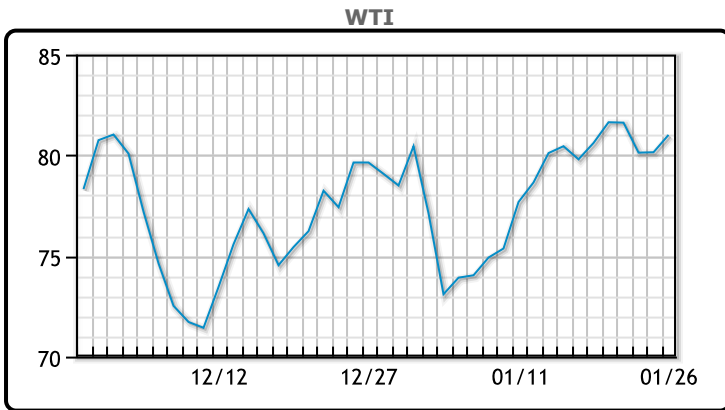
<https://www.pflpetroleum.com>
 1865 Veterans Park Dr. Suite 303
 Naples, Florida 34109
 Phone: 239-390-2885
 Fax: 239-949-0611
 Jan 26, 2023 7:19 PM

Major Energy Futures		
	Settle	Change
Brent	87.47	1.35
Gas Oil	965.25	-28.25
Natural Gas	2.944	-0.123
RBOB	261.21	1.87
ULSD	339.65	3.52
WTI	81.01	0.86

Market Commentary

Oil prices were higher today, rising 2% on expectations of rising global demand. The US economy grew faster than expected in the fourth quarter at a 2.9% annualized clip. However global economic growth forecasts are expected to remain just above 2% this year according to a Reuters poll. China has still been a good tailwind for crude prices as of late. "China's reopening is supporting demand prospects," said UBS analyst Giovanni Staunovo. "Also, market participants are closely tracking the upcoming OPEC+ JMMC (Joint Ministerial Monitoring Committee) meeting and the EU (European Union) embargo on refined products," Staunovo said. WTI traded up \$.86 or 1.1% to close at \$81.01. Brent traded up \$1.35 or 1.6% to close at \$87.47.

Crude & Product Markets

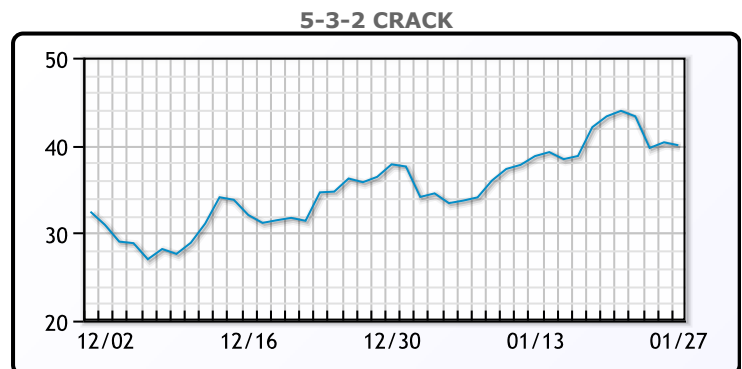
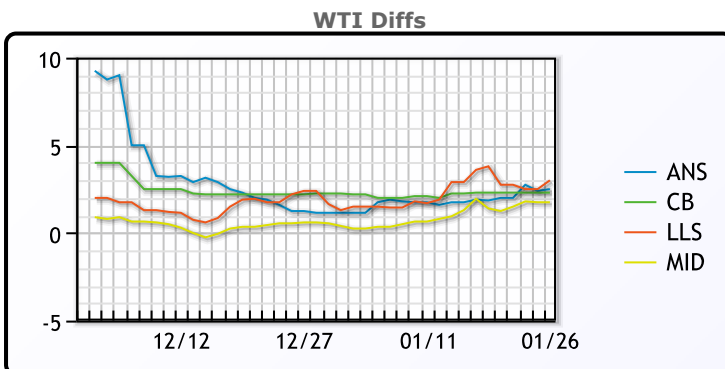


CRUDE

	Last	Week Ago	Month Ago
ANS	83.51	82.18	80.61
BLS	83.31	82.63	81.71
LLS	84.01	84.13	81.86
Mid	82.76	81.73	80.06
WTI	81.01	80.33	79.46

PRODUCTS

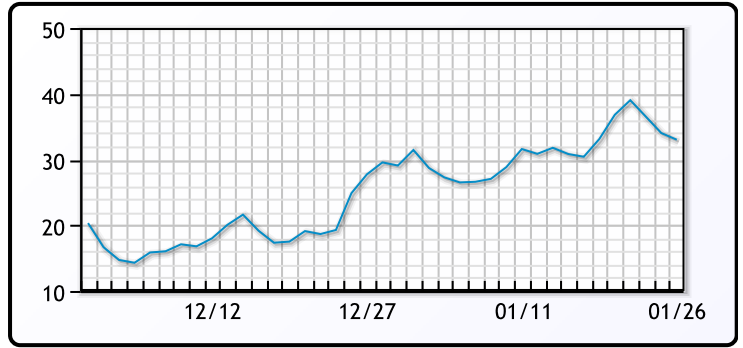
	Last	Week Ago	Month Ago
Gulf RBOB	258.41	258.68	228.11
Gulf ULSD	329.82	330.59	319.86
NYH RBOB	260.46	259.18	237.36
NYH ULSD	339.65	340.84	326.36
USGC 3%	59.88	59.13	59.38



3-2-1 Crack



Gulf 3-2-1 Crack



NGLs

MB

	Last	Week Ago	Month Ago
Butane	118.38	119.38	94.25
IsoButane	118.38	119.38	94.75
Natural Gasoline	179	176	148
Propane	93.13	90	71

CONWAY

	Last	Week Ago	Month Ago
Butane	117.75	118	92.75
IsoButane	148	142	124.5
Natural Gasoline	176.5	175.25	147.5
Propane	91.75	88.5	74

MB NON

	Last	Week Ago	Month Ago
Butane	117.38	118.38	94.25
IsoButane	118.38	119.38	94.75
Natural Gasoline	178.5	176	146
Propane	93	89.5	70.25

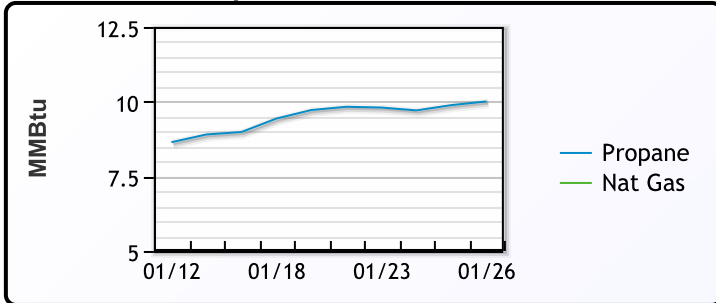
EDMONTON

	Last	Week Ago	Month Ago
Propane	71	71	63.5

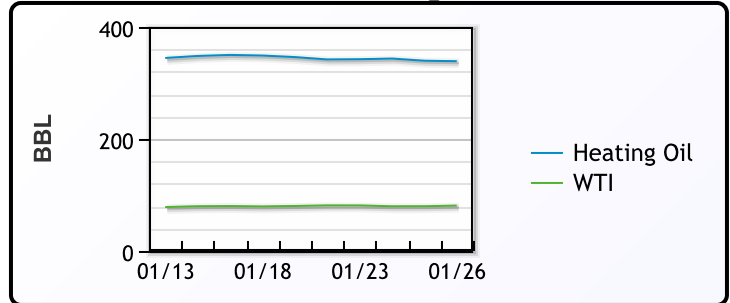
SARNIA

	Last	Week Ago	Month Ago
Propane	117.75	117.25	98

Propane MT.B Tet vs Nat Gas



WTI vs Heating Oil



FX

	Last	Change
CAD	1.3319	-0.0002
DXY	101.839	0.198
Gold	1932.22	3.01

RATES

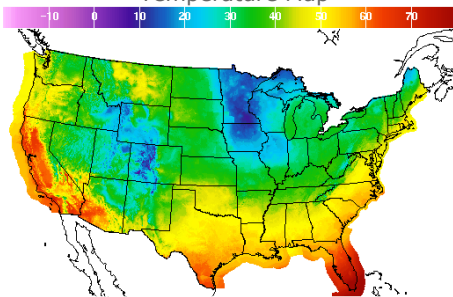
	Last	Change
US 2yr	4.1826	0
US 10yr	3.5057	0.011
CAN 10yr	2.862	0.062

EQUITIES

	Last	Change
Nasdaq	11512.41	199.05
TSX	1247.012	6.679
S&P 500	4060.43	44.21

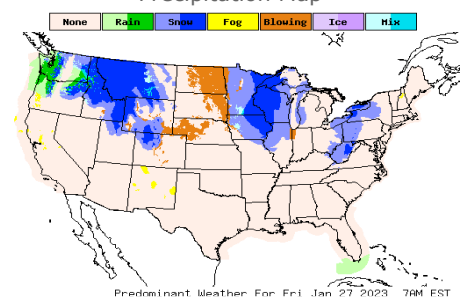
Weather Data

Temperature Map



City	HIGH °F	LOW °F
Calgary	38	26
Conway	26	-4
Cushing	45	27
Denver	36	18
Houston	55	42
Mont Belvieu	54	37
Sarnia	31	27
Williston	38	1

Precipitation Map



This report has been prepared by PFL Petroleum Limited personnel for your information only and the views expressed are intended to provide market commentary and are not recommendations. This report is not an offer to sell or a solicitation of any offer to buy any security. The information contained herein has been compiled by PFL from sources believed to be reliable, but no representation or warranty, express or implied, is made by PFL Petroleum Limited, its affiliates or any other person as to its accuracy, completeness or correctness. Copyright 2017 PFL Petroleum Limited. All Rights Reserved