



# MARKET DAILY

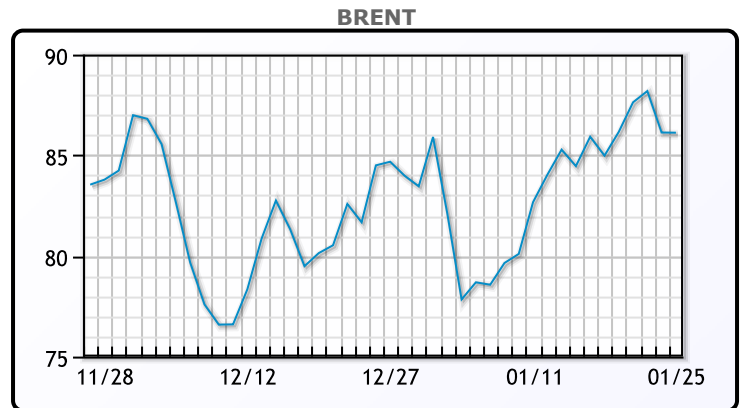
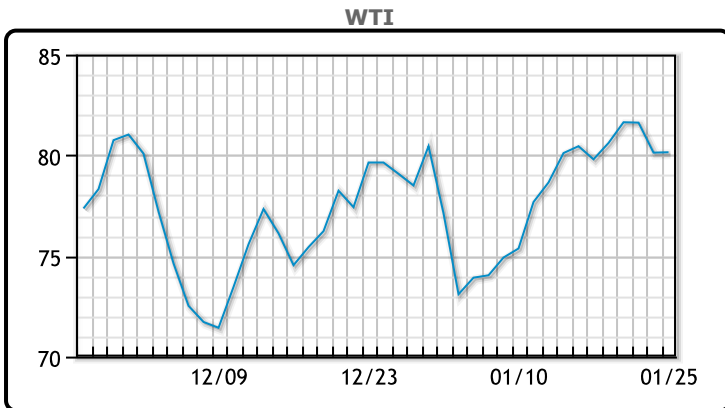
<https://www.pflpetroleum.com>  
 1865 Veterans Park Dr. Suite 303  
 Naples, Florida 34109  
 Phone: 239-390-2885  
 Fax: 239-949-0611  
 Jan 25, 2023 7:31 PM

Major Energy Futures		
	Settle	Change
Brent	86.12	-0.01
Gas Oil	957.5	-26.5
Natural Gas	3.067	-0.191
RBOB	259.34	-5.53
ULSD	336.13	-6.59
WTI	80.15	0.03

**Market Commentary**

Oil prices were steady today after yesterday's rout, supported by smaller than expected build in crude inventories. A contraction in US business activity sent prices tumbling yesterday and has the market on edge again this afternoon. "End of the day here, the market is starting to get a little more anxious about the economy and things along those lines," Mizuho analyst Robert Yawger said. "Main worry at this point is demand destruction due to an economic slowdown." Prices were initially higher earlier in the session on today's EIA report but did trade down later in the session. WTI traded up \$.03 to close at \$80.15. Brent traded down \$.01 to close at \$86.12.

## Crude & Product Markets

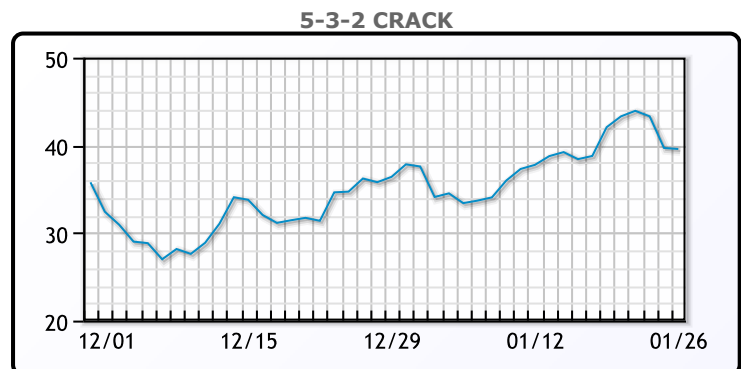
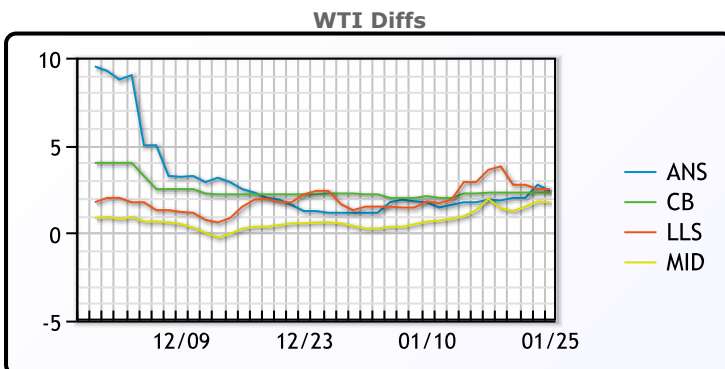


**CRUDE**

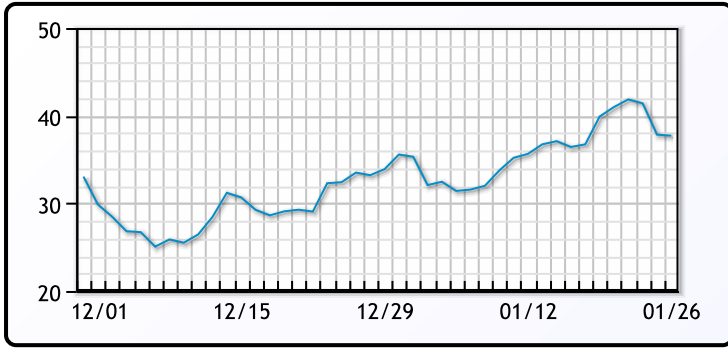
	Last	Week Ago	Month Ago
ANS	82.25	81.38	80.61
BLS	82.15	81.78	81.71
LLS	82.35	83.08	81.86
Mid	81.6	81.43	80.06
WTI	79.85	79.48	79.46

**PRODUCTS**

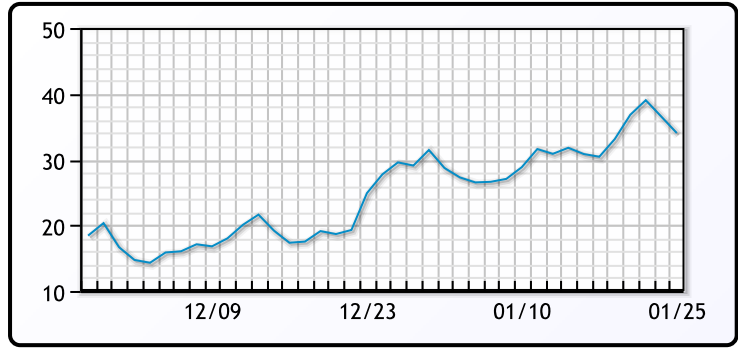
	Last	Week Ago	Month Ago
Gulf RBOB	258.28	250.35	228.11
Gulf ULSD	325.98	319.8	319.86
NYH RBOB	258.84	251.85	237.36
NYH ULSD	337.13	330.18	326.36
USGC 3%	58.88	58.13	59.38



3-2-1 Crack



Gulf 3-2-1 Crack



NGLs

MB

	Last	Week Ago	Month Ago
Butane	117.25	116.75	94.25
IsoButane	117	119.75	94.75
Natural Gasoline	177	172.25	148
Propane	91.63	89	71

CONWAY

	Last	Week Ago	Month Ago
Butane	116.5	116	92.75
IsoButane	143	142.5	124.5
Natural Gasoline	175	175	147.5
Propane	90.5	87.5	74

MB NON

	Last	Week Ago	Month Ago
Butane	116.25	115.75	94.25
IsoButane	117	119.75	94.75
Natural Gasoline	176.5	172.25	146
Propane	91.88	89.13	70.25

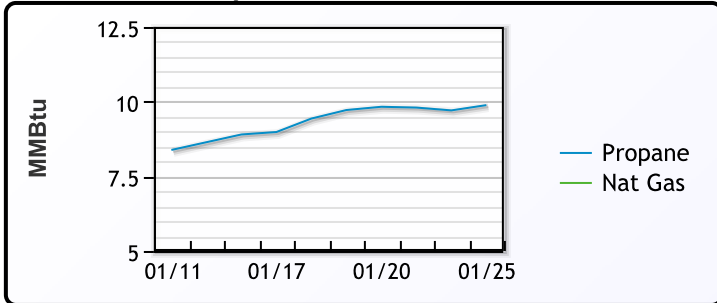
EDMONTON

	Last	Week Ago	Month Ago
Propane	71	73.5	63.5

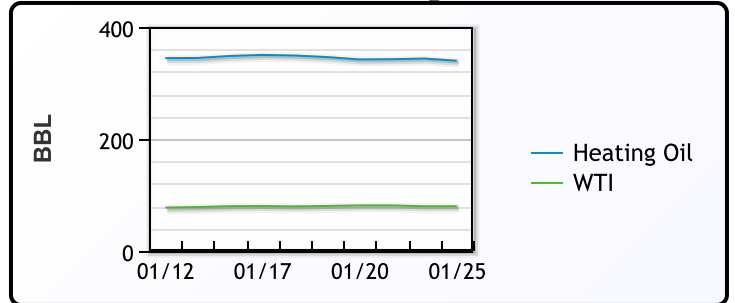
SARNIA

	Last	Week Ago	Month Ago
Propane	118	114.25	98

Propane MT.B Tet vs Nat Gas



WTI vs Heating Oil



FX

	Last	Change
CAD	1.3393	0.0001
DXY	101.641	-0.277
Gold	1947.21	1.1

RATES

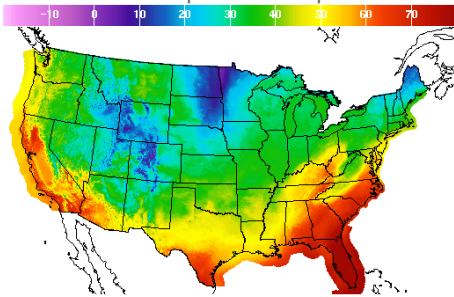
	Last	Change
US 2yr	4.1291	0.0041
US 10yr	3.4416	0
CAN 10yr	2.8	-0.054

EQUITIES

	Last	Change
Nasdaq	11313.36	-20.91
TSX	1240.333	-2.057
S&P 500	4016.22	-0.73

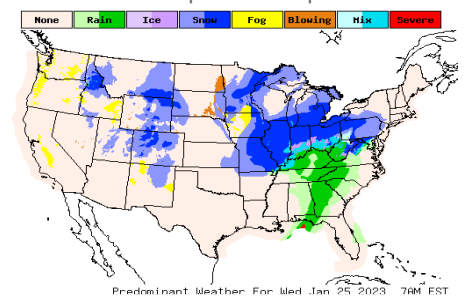
Weather Data

Temperature Map



City	HIGH °F	LOW °F
Calgary	41	17
Conway	9	-8
Cushing	40	32
Denver	29	22
Houston	51	43
Mont Belvieu	50	42
Sarnia	32	29
Williston	29	0

Precipitation Map



This report has been prepared by PFL Petroleum Limited personnel for your information only and the views expressed are intended to provide market commentary and are not recommendations. This report is not an offer to sell or a solicitation of any offer to buy any security. The information contained herein has been compiled by PFL from sources believed to be reliable, but no representation or warranty, express or implied, is made by PFL Petroleum Limited, its affiliates or any other person as to its accuracy, completeness or correctness. Copyright 2017 PFL Petroleum Limited. All Rights Reserved