



# MARKET DAILY

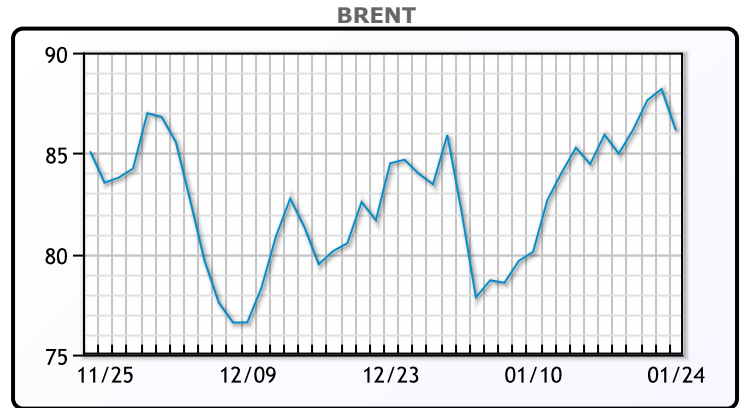
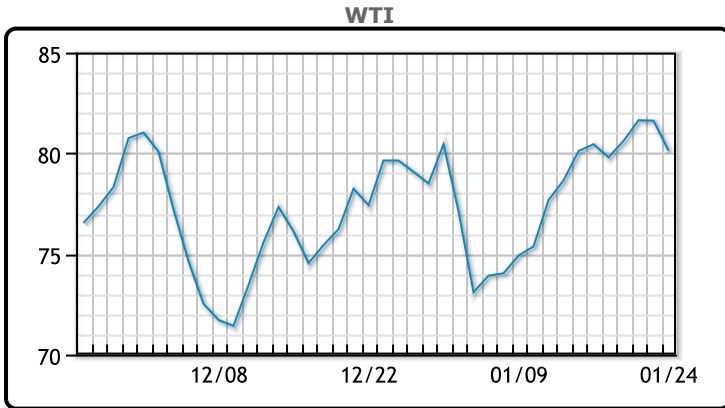
<https://www.pflpetroleum.com>  
 1865 Veterans Park Dr. Suite 303  
 Naples, Florida 34109  
 Phone: 239-390-2885  
 Fax: 239-949-0611  
 Jan 24, 2023 8:19 PM

Major Energy Futures		
	Settle	Change
Brent	86.13	-2.06
Gas Oil	985.75	-26.5
Natural Gas	3.258	-0.189
RBOB	264.87	-4.78
ULSD	342.72	-12.37
WTI	80.13	-1.49

**Market Commentary**

Oil prices were lower today on concerns about a global economic slowdown. US business activity contracted in January for the 7th straight month. The U.S. economy "still could roll over and some energy traders are still skeptical on how quickly China's crude demand will bounce back this quarter," OANDA analyst Edward Moya said in a note. An OPEC+ panel is expected to endorse the producer's group current oil production policy. Nevertheless JP Morgan is maintaining its price forecast of \$90 on average for Brent in 2023. WTI traded down \$1.49 or -1.8% to close at \$80.13. Brent traded down \$2.06 or -2.3% to close at \$86.13.

## Crude & Product Markets

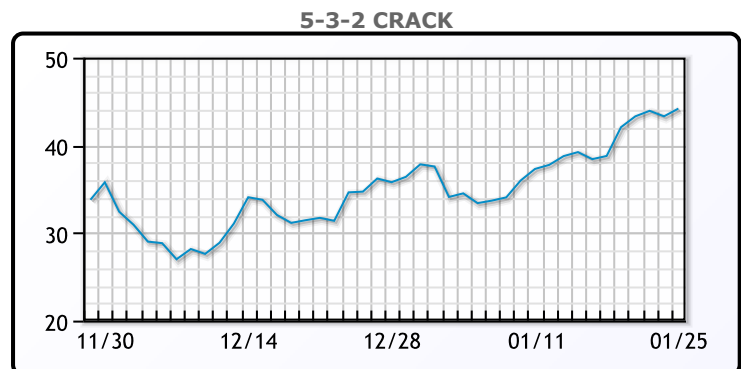
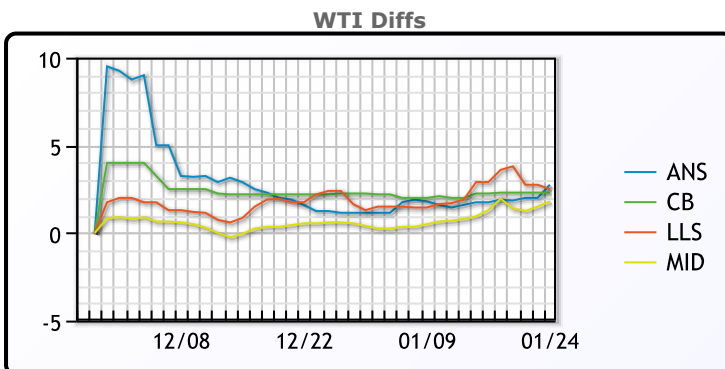


**CRUDE**

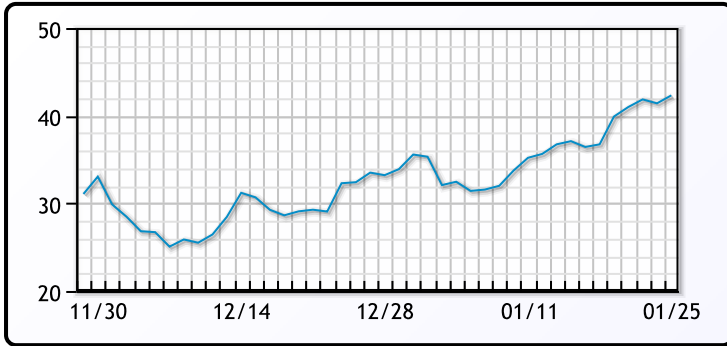
	Last	Week Ago	Month Ago
ANS	82.53	81.93	80.61
BLS	82.08	82.43	81.71
LLS	82.28	83.08	81.86
Mid	81.58	81.48	80.06
WTI	79.78	80.18	79.46

**PRODUCTS**

	Last	Week Ago	Month Ago
Gulf RBOB	260.62	253.01	228.11
Gulf ULSD	333.97	320.1	319.86
NYH RBOB	264.42	254.09	237.36
NYH ULSD	344.72	329.1	326.36
USGC 3%	58.63	59.63	59.38



3-2-1 Crack



Gulf 3-2-1 Crack



NGLs

MB

	Last	Week Ago	Month Ago
Butane	117.75	114.25	94.25
IsoButane	117.75	115.5	94.75
Natural Gasoline	178.75	173.5	148
Propane	90.5	86.38	71

CONWAY

	Last	Week Ago	Month Ago
Butane	116.75	114	92.75
IsoButane	144	142	124.5
Natural Gasoline	177	176.75	147.5
Propane	89.75	85.25	74

MB NON

	Last	Week Ago	Month Ago
Butane	116.75	114.25	94.25
IsoButane	117.75	115.5	94.75
Natural Gasoline	178.25	173.5	146
Propane	90.38	86.5	70.25

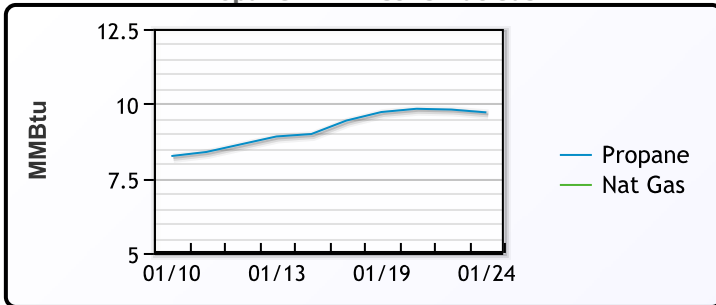
EDMONTON

	Last	Week Ago	Month Ago
Propane	68.25	75.25	63.5

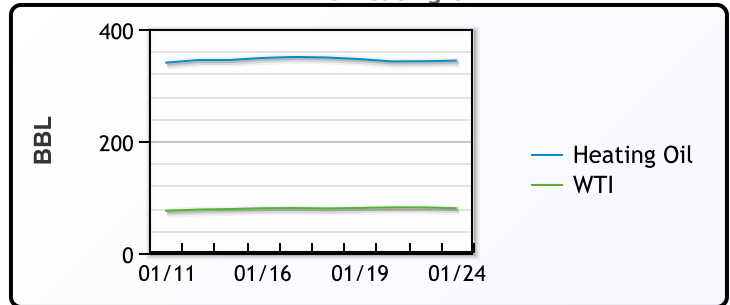
SARNIA

	Last	Week Ago	Month Ago
Propane	118.5	110	98

Propane MT.B Tet vs Nat Gas



WTI vs Heating Oil



FX

	Last	Change
CAD	1.3367	-0.0002
DXY	101.94	0.022
Gold	1938.23	0.87

RATES

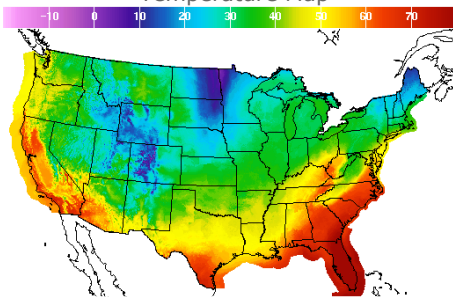
	Last	Change
US 2yr	4.1497	-0.0606
US 10yr	3.4491	-0.0036
CAN 10yr	2.854	-0.028

EQUITIES

	Last	Change
Nasdaq	11334.27	-30.14
TSX	1242.39	-0.481
S&P 500	4016.95	-2.86

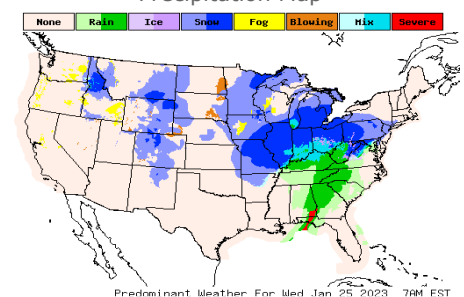
Weather Data

Temperature Map



City	HIGH °F	LOW °F
Calgary	34	16
Conway	19	6
Cushing	38	33
Denver	31	22
Houston	69	48
Mont Belvieu	65	48
Sarnia	35	28
Williston	30	6

Precipitation Map



This report has been prepared by PFL Petroleum Limited personnel for your information only and the views expressed are intended to provide market commentary and are not recommendations. This report is not an offer to sell or a solicitation of any offer to buy any security. The information contained herein has been compiled by PFL from sources believed to be reliable, but no representation or warranty, express or implied, is made by PFL Petroleum Limited, its affiliates or any other person as to its accuracy, completeness or correctness. Copyright 2017 PFL Petroleum Limited. All Rights Reserved