



MARKET DAILY

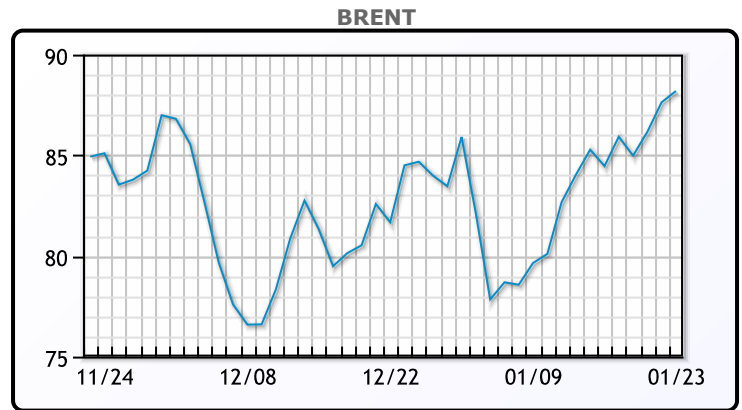
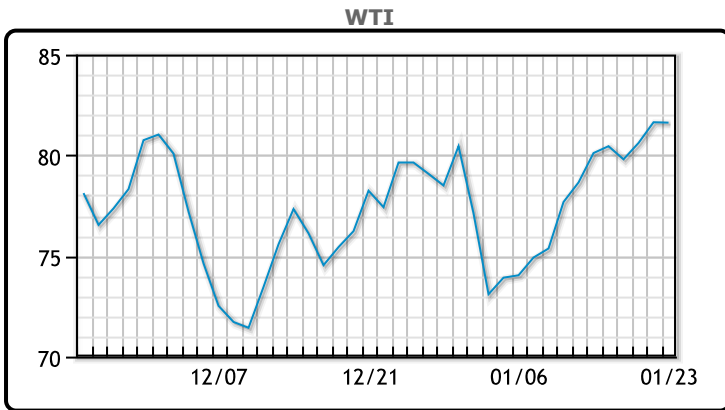
<https://www.pflpetroleum.com>
 1865 Veterans Park Dr. Suite 303
 Naples, Florida 34109
 Phone: 239-390-2885
 Fax: 239-949-0611
 Jan 23, 2023 8:07 PM

Major Energy Futures		
	Settle	Change
Brent	88.19	0.56
Gas Oil	1012.25	40.5
Natural Gas	3.447	0.273
RBOB	269.65	5.11
ULSD	355.09	8.41
WTI	81.62	0.02

Market Commentary

Oil prices were mixed today but mostly flat as investors took profits later in the session. Fundamentals still remain bullish, particularly with the reopening in China already leading to more purchases. "While the (China) reopening itself will no doubt prove to be complicated, particularly over the holiday season, early indications suggest there has been a rise in activity, meaning the economy could perform better," said OANDA analyst Craig Erlam. Erlam also indicated he thought Brent would trade in the \$90 to \$100 range for the rest of this year. WTI traded down \$.02 to close at \$81.62. Brent traded up \$.56 to close at \$88.19.

Crude & Product Markets

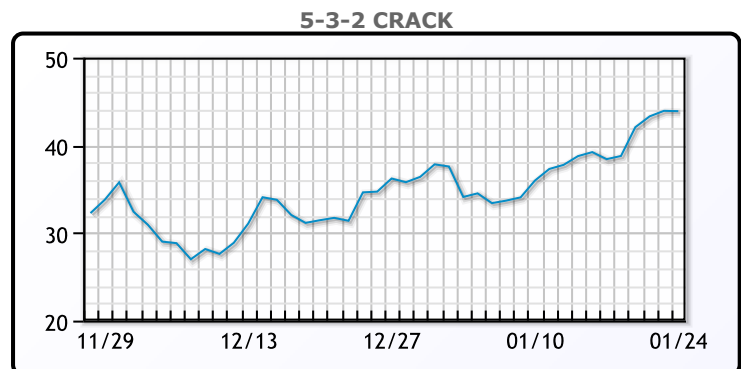
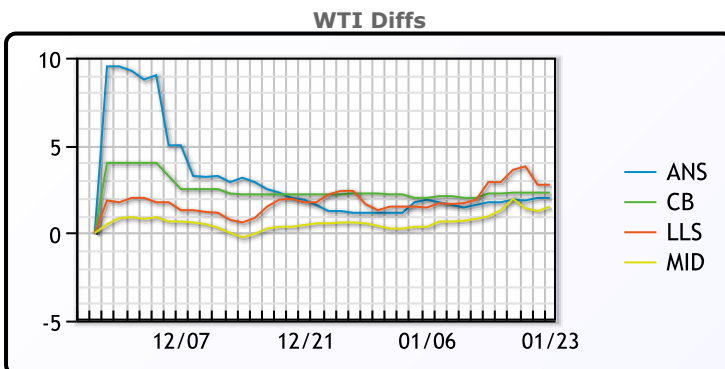


CRUDE

	Last	Week Ago	Month Ago
ANS	83.27	81.61	80.61
BLS	83.57	82.11	81.71
LLS	84.02	82.76	81.86
Mid	82.77	80.81	80.06
WTI	81.27	79.86	79.46

PRODUCTS

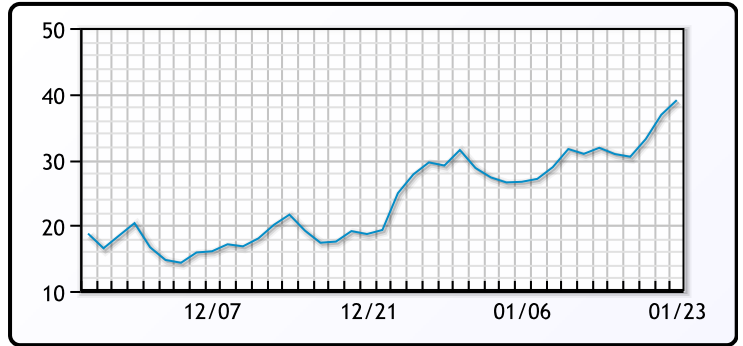
	Last	Week Ago	Month Ago
Gulf RBOB	266.65	250.03	228.11
Gulf ULSD	347.09	321.59	319.86
NYH RBOB	269.27	252.78	237.36
NYH ULSD	358.84	330.59	326.36
USGC 3%	60.38	58.13	59.38



3-2-1 Crack



Gulf 3-2-1 Crack



NGLs

MB

	Last	Week Ago	Month Ago
Butane	116.5	112	94.25
IsoButane	116.5	113.5	94.75
Natural Gasoline	179.75	174	148
Propane	88.88	82.25	71

CONWAY

	Last	Week Ago	Month Ago
Butane	116	109.75	92.75
IsoButane	145	141	124.5
Natural Gasoline	179	174	147.5
Propane	88.5	81.25	74

MB NON

	Last	Week Ago	Month Ago
Butane	115.5	109.5	94.25
IsoButane	116.5	113.5	94.75
Natural Gasoline	179.25	174	146
Propane	88.75	82.38	70.25

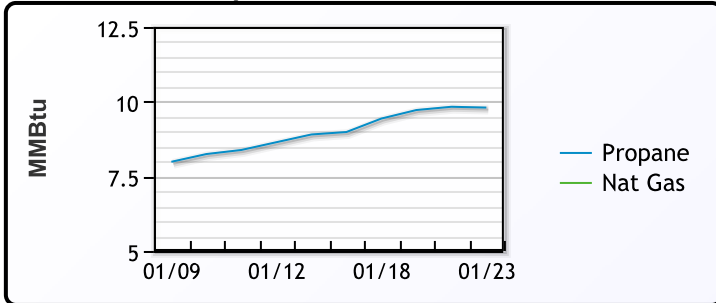
EDMONTON

	Last	Week Ago	Month Ago
Propane	67	67.25	63.5

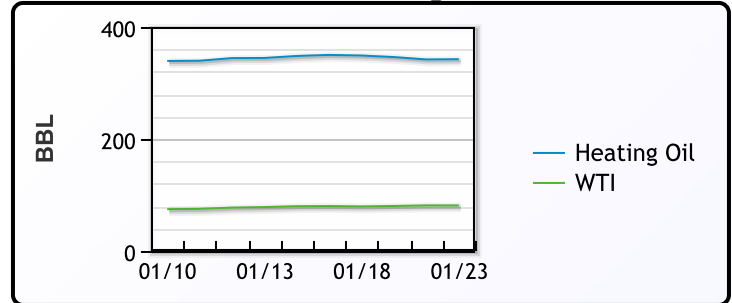
SARNIA

	Last	Week Ago	Month Ago
Propane	118.75	108	98

Propane MT.B Tet vs Nat Gas



WTI vs Heating Oil



FX

	Last	Change
CAD	1.3365	-0.0003
DXY	101.972	-0.166
Gold	1931.44	0.4

RATES

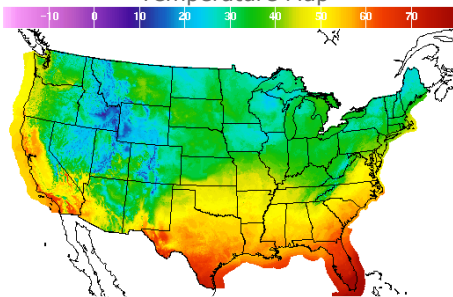
	Last	Change
US 2yr	4.2252	-0.0022
US 10yr	3.5117	0.0019
CAN 10yr	2.882	0.041

EQUITIES

	Last	Change
Nasdaq	11364.41	223.98
TSX	1242.871	7.666
S&P 500	4019.81	47.2

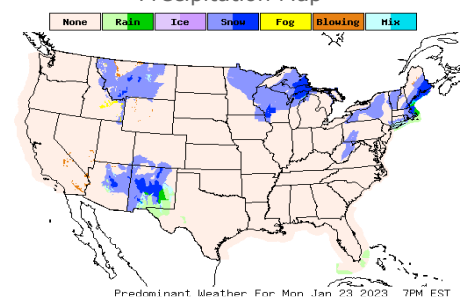
Weather Data

Temperature Map



City	HIGH °F	LOW °F
Calgary	35	10
Conway	32	8
Cushing	44	29
Denver	32	24
Houston	57	44
Mont Belvieu	55	40
Sarnia	33	29
Williston	33	17

Precipitation Map



This report has been prepared by PFL Petroleum Limited personnel for your information only and the views expressed are intended to provide market commentary and are not recommendations. This report is not an offer to sell or a solicitation of any offer to buy any security. The information contained herein has been compiled by PFL from sources believed to be reliable, but no representation or warranty, express or implied, is made by PFL Petroleum Limited, its affiliates or any other person as to its accuracy, completeness or correctness. Copyright 2017 PFL Petroleum Limited. All Rights Reserved