



MARKET DAILY

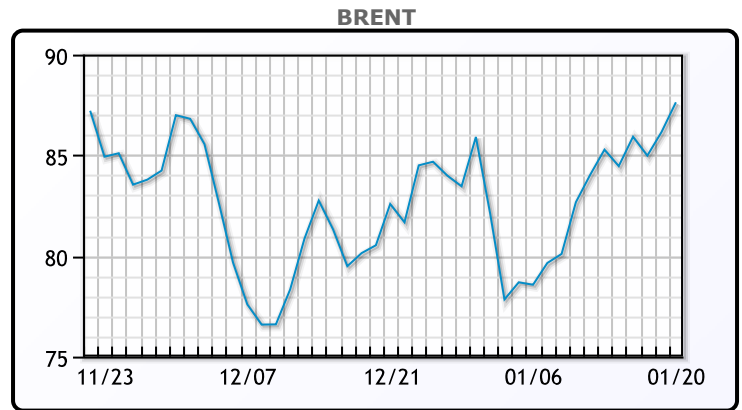
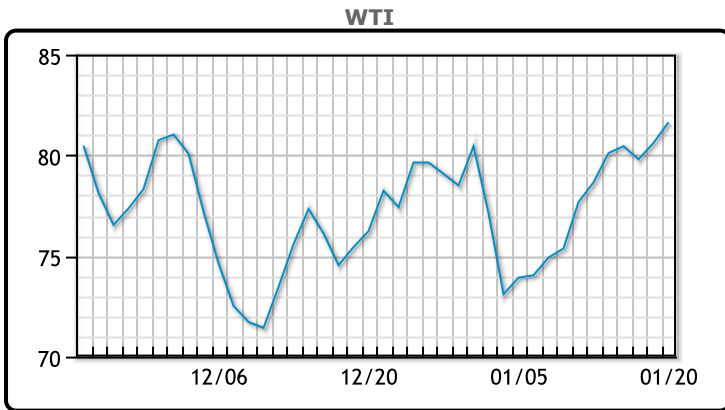
<https://www.pflpetroleum.com>
 1865 Veterans Park Dr. Suite 303
 Naples, Florida 34109
 Phone: 239-390-2885
 Fax: 239-949-0611
 Jan 20, 2023 9:16 PM

Major Energy Futures		
	Settle	Change
Brent	87.63	1.47
Gas Oil	983.5	-10.5
Natural Gas	3.174	-0.036
RBOB	264.54	7.33
ULSD	346.68	11.29
WTI	81.31	0.98

Market Commentary

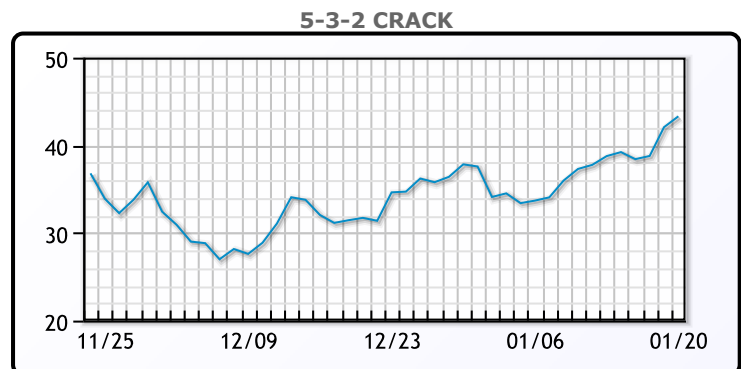
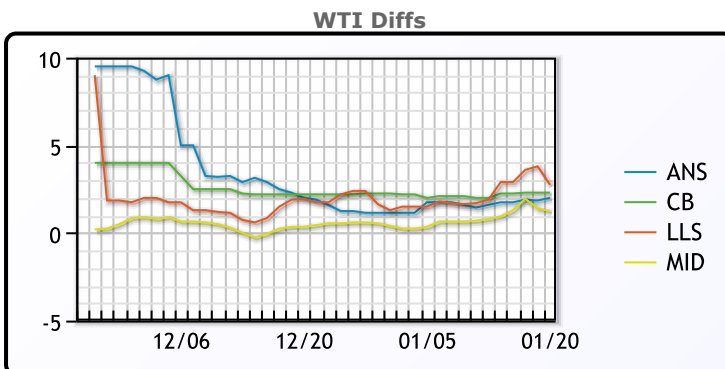
Oil prices were up today notching their second straight weekly gains as Chinas economic prospects brightened, boosting expectations for fuel demand in the worlds largest oil importer. The IEA expects the lifting of Chinas covid restrictions to bring oil demand to a record high this year. "Many traders believe it is highly likely that we are going to see higher demand coming from China as it continues to dismantle its COVID policies," said Naem Aslam, analyst at broker Avatrade. Oil also drew support from the hopes that the Federal Reserve will slow down its rate hikes or stop its tightening cycle complexly. WTI traded up \$.98 or 1.2% to close at \$81.31. Brent traded up \$1.47 or 1.7% to close at \$87.62.

Crude & Product Markets



CRUDE			
	Last	Week Ago	Month Ago
ANS	83.31	81.61	77.69
BLS	83.61	82.11	78.29
LLS	84.06	82.76	77.84
Mid	82.56	80.81	76.64
WTI	81.31	79.86	76.09

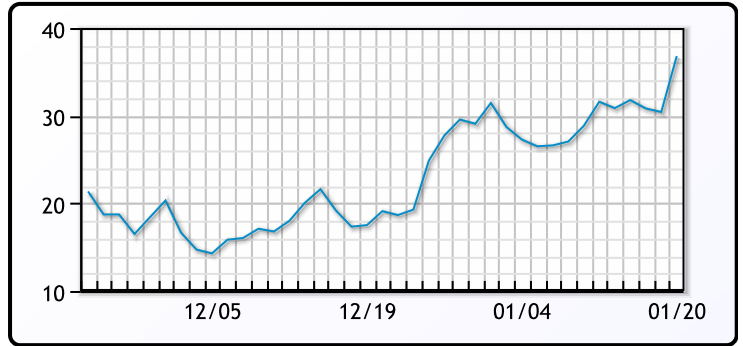
PRODUCTS			
	Last	Week Ago	Month Ago
Gulf RBOB	262.54	250.03	210.28
Gulf ULSD	338.68	321.59	286.39
NYH RBOB	264.04	252.78	221.16
NYH ULSD	350.68	330.59	304.89
USGC 3%	60.13	58.13	52.63



3-2-1 Crack



Gulf 3-2-1 Crack



NGLs

MB

	Last	Week Ago	Month Ago
Butane	117.5	112	91.25
IsoButane	117.5	113.5	92.75
Natural Gasoline	178.75	174	144
Propane	89.75	82.25	65

CONWAY

	Last	Week Ago	Month Ago
Butane	116.5	109.75	90.5
IsoButane	143.5	141	125
Natural Gasoline	175.75	174	146
Propane	89	81.25	67

MB NON

	Last	Week Ago	Month Ago
Butane	116.5	109.5	91.25
IsoButane	117.5	113.5	92.75
Natural Gasoline	178.75	174	141
Propane	89.63	82.38	64.25

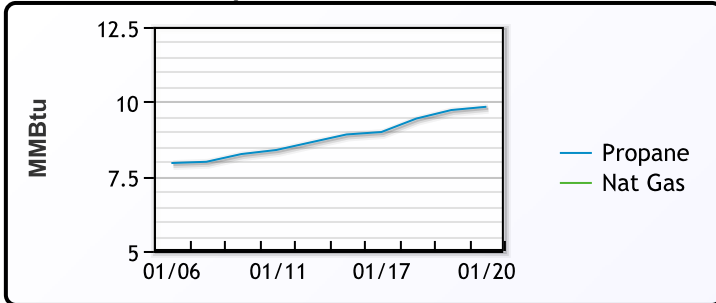
EDMONTON

	Last	Week Ago	Month Ago
Propane	69.5	67.25	56.5

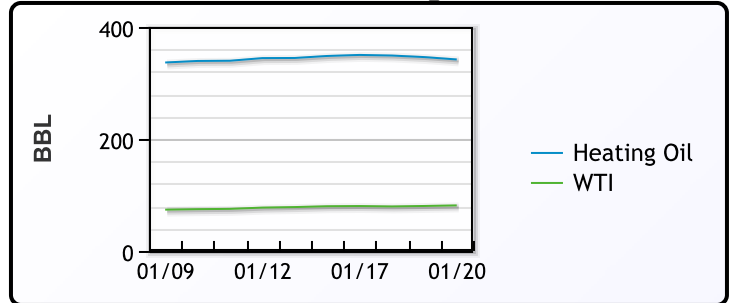
SARNIA

	Last	Week Ago	Month Ago
Propane	118.5	108	98.5

Propane MT.B Tet vs Nat Gas



WTI vs Heating Oil



FX

	Last	Change
CAD	1.3381	-0.0085
DXY	102.012	-0.046
Gold	1926.08	-6.16

RATES

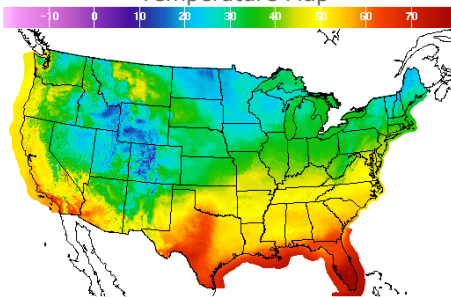
	Last	Change
US 2yr	4.1702	0.0438
US 10yr	3.4787	0.0872
CAN 10yr	2.841	0.093

EQUITIES

	Last	Change
Nasdaq	11140.43	288.16
TSX	1235.205	9.413
S&P 500	3972.61	73.76

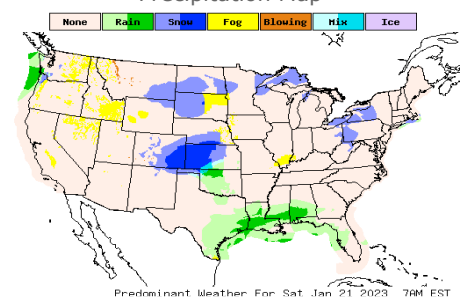
Weather Data

Temperature Map



City	HIGH °F	LOW °F
Calgary	31	14
Conway	21	3
Cushing	53	34
Denver	28	22
Houston	59	52
Mont Belvieu	53	50
Sarnia	38	30
Williston	23	7

Precipitation Map



This report has been prepared by PFL Petroleum Limited personnel for your information only and the views expressed are intended to provide market commentary and are not recommendations. This report is not an offer to sell or a solicitation of any offer to buy any security. The information contained herein has been compiled by PFL from sources believed to be reliable, but no representation or warranty, express or implied, is made by PFL Petroleum Limited, its affiliates or any other person as to its accuracy, completeness or correctness. Copyright 2017 PFL Petroleum Limited. All Rights Reserved