



MARKET DAILY

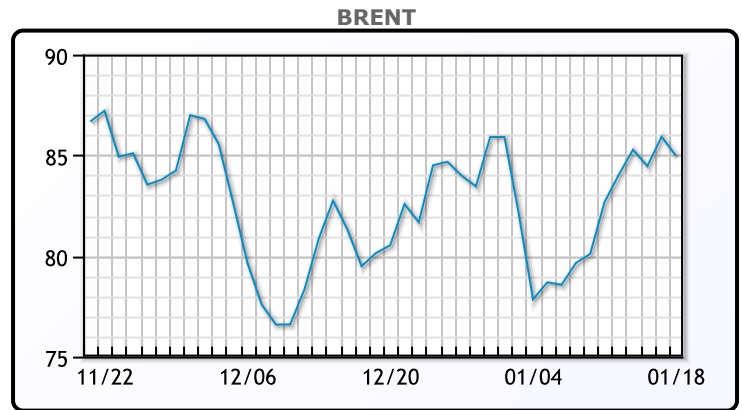
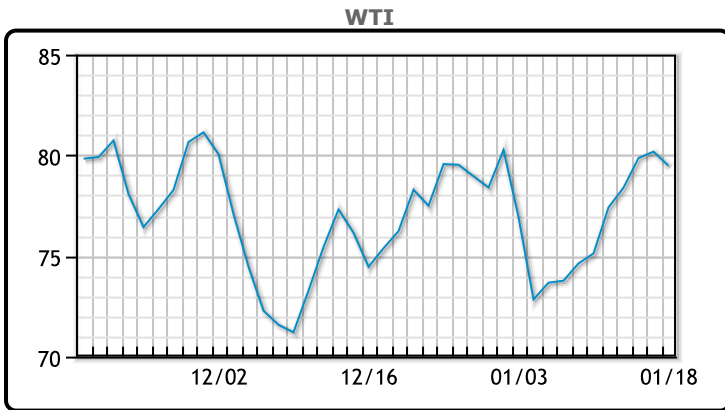
<https://www.pflpetroleum.com>
 1865 Veterans Park Dr. Suite 303
 Naples, Florida 34109
 Phone: 239-390-2885
 Fax: 239-949-0611
 Jan 18, 2023 5:34 PM

Major Energy Futures		
	Settle	Change
Brent	84.98	-0.94
Gas Oil	953.5	-6.75
Natural Gas	3.311	0.167
RBOB	252.35	1.23
ULSD	326.3	-0.49
WTI	79.48	-0.70

Market Commentary

Oil prices eased today falling with other financial markets as bad economic data worried investors. Prices had initially traded higher in the session touching highs not seen since early December but reversed gains later in the session after bad data and hawkish comments from the Fed. Fed officials said rates would need to rise above 5% to control inflation. "Coming on the back of the weakness in retail sales, the steep drop in industrial production and news of more job lay-offs adds to fears the U.S. could already be in recession," analysts at ING, a bank, told customers in a note. WTI traded down \$.70 or .9% to close at \$79.48. Brent traded down \$.94 or -1.1% to close at \$84.98.

Crude & Product Markets

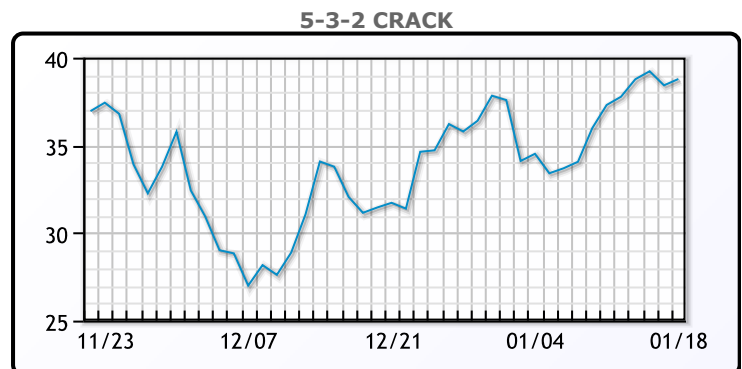
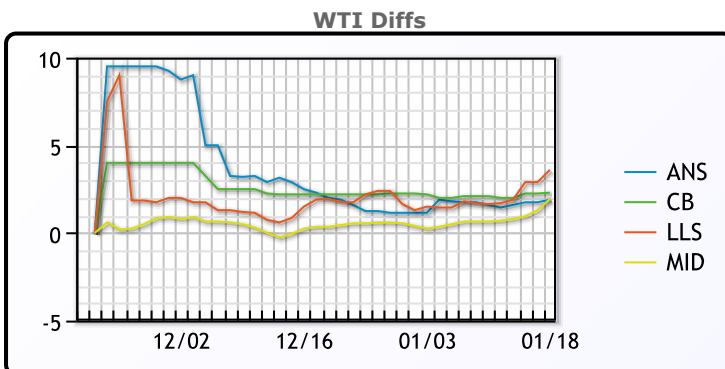


CRUDE

	Last	Week Ago	Month Ago
ANS	81.38	78.86	76.29
BLS	81.78	79.41	76.49
LLS	83.08	79.11	76.24
Mid	81.43	78.11	74.64
WTI	79.48	77.41	74.29

PRODUCTS

	Last	Week Ago	Month Ago
Gulf RBOB	250.35	237.95	192.48
Gulf ULSD	319.8	321.04	291.49
NYH RBOB	251.85	243.05	212.1
NYH ULSD	330.17	327.67	310.74
USGC 3%	58.13	54.38	52.63



3-2-1 Crack



Gulf 3-2-1 Crack



NGLs

MB

	Last	Week Ago	Month Ago
Butane	116.75	117	91.38
IsoButane	119.75	117	92.88
Natural Gasoline	172.25	169	139.25
Propane	89	79.13	67.63

CONWAY

	Last	Week Ago	Month Ago
Butane	116	114.5	90.75
IsoButane	142.5	147	117
Natural Gasoline	175	167	141
Propane	87.5	77.63	70.38

MB NON

	Last	Week Ago	Month Ago
Butane	115.75	114.5	91.38
IsoButane	119.75	117	92.88
Natural Gasoline	172.25	169	136.25
Propane	89.13	79.25	66.88

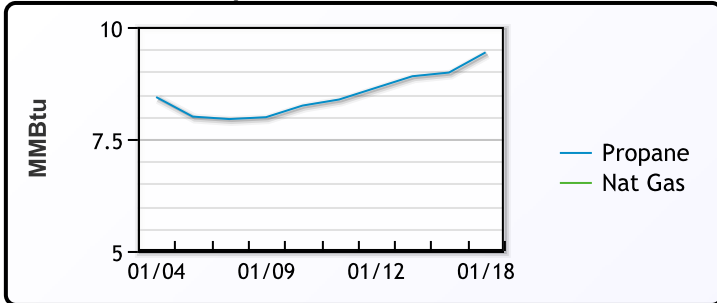
EDMONTON

	Last	Week Ago	Month Ago
Propane	73.5	64.63	59.38

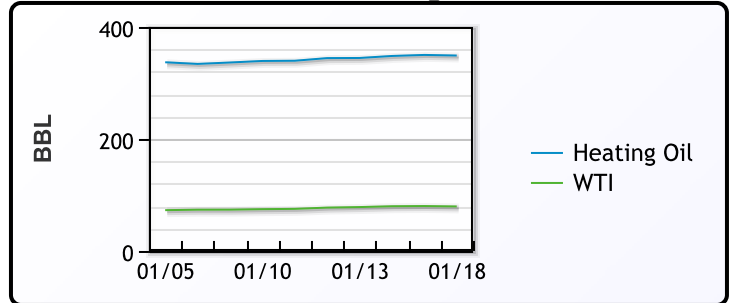
SARNIA

	Last	Week Ago	Month Ago
Propane	114.25	106.25	98.5

Propane MT.B Tet vs Nat Gas



WTI vs Heating Oil



FX

	Last	Change
CAD	1.3493	0
DXY	102.405	0.015
Gold	1904.1	-0.01

RATES

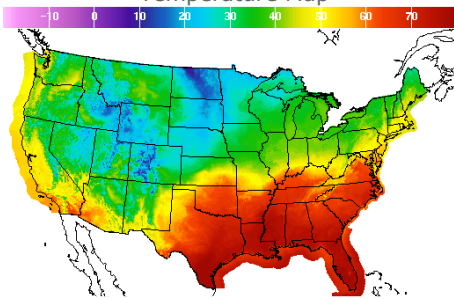
	Last	Change
US 2yr	4.0825	-0.1222
US 10yr	3.3698	-0.1778
CAN 10yr	2.724	-0.131

EQUITIES

	Last	Change
Nasdaq	10957.01	-138.1
TSX	1227.5	-5.1
S&P 500	3928.86	-62.11

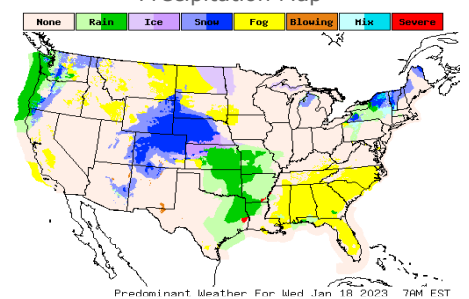
Weather Data

Temperature Map



City	HIGH °F	LOW °F
Calgary	33	10
Conway	17	2
Cushing	63	45
Denver	29	18
Houston	77	63
Mont Belvieu	72	59
Sarnia	38	35
Williston	29	4

Precipitation Map



This report has been prepared by PFL Petroleum Limited personnel for your information only and the views expressed are intended to provide market commentary and are not recommendations. This report is not an offer to sell or a solicitation of any offer to buy any security. The information contained herein has been compiled by PFL from sources believed to be reliable, but no representation or warranty, express or implied, is made by PFL Petroleum Limited, its affiliates or any other person as to its accuracy, completeness or correctness. Copyright 2017 PFL Petroleum Limited. All Rights Reserved