



MARKET DAILY

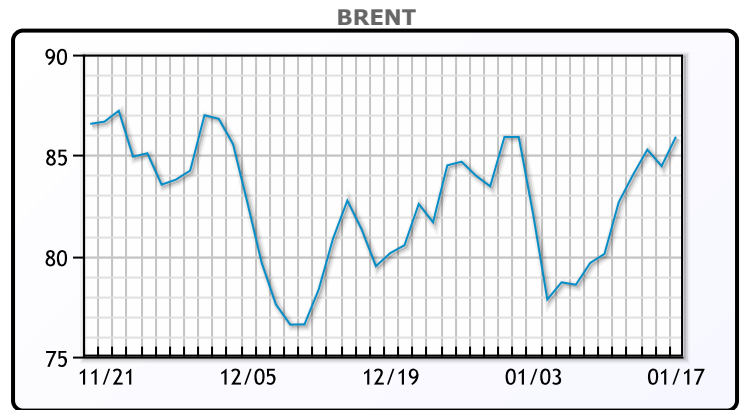
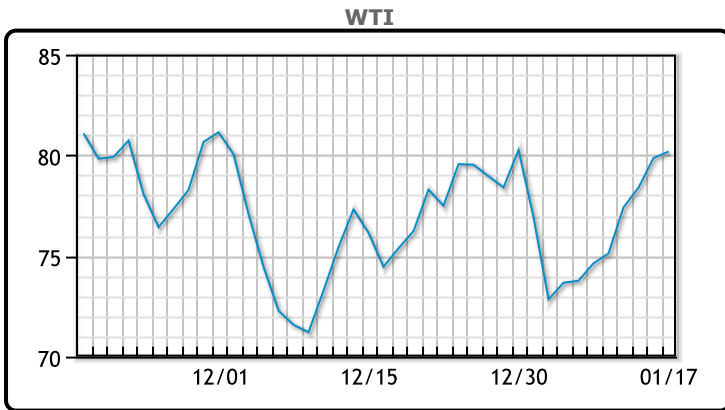
<https://www.pflpetroleum.com>
 1865 Veterans Park Dr. Suite 303
 Naples, Florida 34109
 Phone: 239-390-2885
 Fax: 239-949-0611
 Jan 17, 2023 8:09 PM

Major Energy Futures		
	Settle	Change
Brent	85.92	1.46
Gas Oil	927.25	1.25
Natural Gas	3.586	0.167
RBOB	254.51	1.23
ULSD	325.1	-0.49
WTI	80.18	0.32

Market Commentary

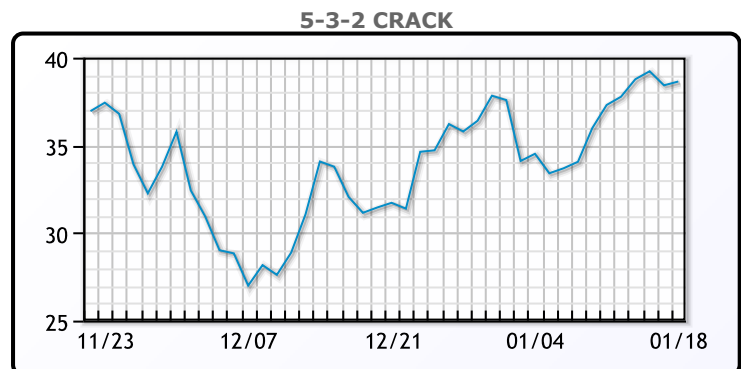
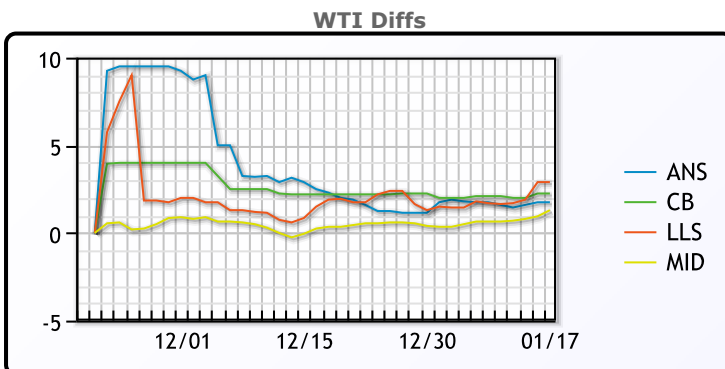
Oil prices were higher today in a choppy session. China's gross domestic product expanded 3% in 2022, missing the official target of "around 5.5%" and marking the second-worst performance since 1976. But the data still beat analysts' forecasts after China rolled back its zero-COVID policy in December. However data released today showed refinery output in China was lower than expected. "The country's crude oil imports were up 4% in December and a considerable demand boost for transportation fuel ... is anticipated when the Lunar New Year begins on Sunday," said PVM analyst Tamas Varga. Oil was also bolstered today by a weaker USD. WTI traded up \$.32 or .4% to close at \$80.18. Brent traded up \$1.46 or 1.7% to close at \$85.92.

Crude & Product Markets



CRUDE			
	Last	Week Ago	Month Ago
ANS	81.93	76.72	76.29
BLS	82.43	77.22	76.49
LLS	83.08	76.77	76.24
Mid	81.48	75.77	74.64
WTI	80.18	75.12	74.29

PRODUCTS			
	Last	Week Ago	Month Ago
Gulf RBOB	253.01	227.02	192.48
Gulf ULSD	320.1	313.82	291.49
NYH RBOB	254.09	232.37	212.1
NYH ULSD	329.1	319.07	310.74
USGC 3%	59.63	52.13	52.63



3-2-1 Crack



Gulf 3-2-1 Crack



NGLs

MB

	Last	Week Ago	Month Ago
Butane	114.25	109	91.38
IsoButane	115.5	111	92.88
Natural Gasoline	173.5	158.5	139.25
Propane	86.38	76.75	67.63

CONWAY

	Last	Week Ago	Month Ago
Butane	114	109	90.75
IsoButane	142	136	117
Natural Gasoline	176.75	153.5	141
Propane	85.25	76	70.38

MB NON

	Last	Week Ago	Month Ago
Butane	114.25	108	91.38
IsoButane	115.5	111	92.88
Natural Gasoline	173.5	158.5	136.25
Propane	86.5	76.88	66.88

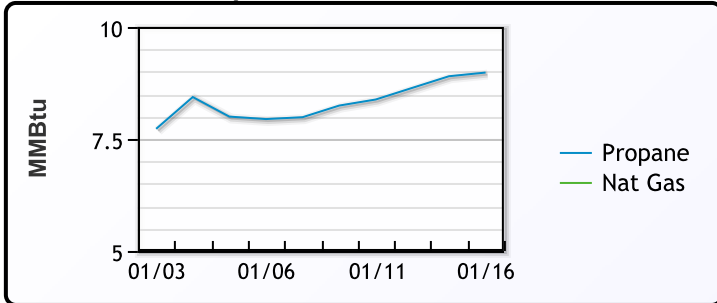
EDMONTON

	Last	Week Ago	Month Ago
Propane	75.25	63	59.38

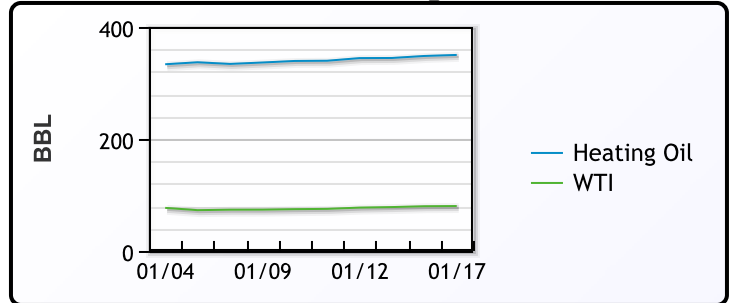
SARNIA

	Last	Week Ago	Month Ago
Propane	110	102	98.5

Propane MT.B Tet vs Nat Gas



WTI vs Heating Oil



FX

	Last	Change
CAD	1.339	0.0001
DXY	102.506	0.116
Gold	1909.03	0.34

RATES

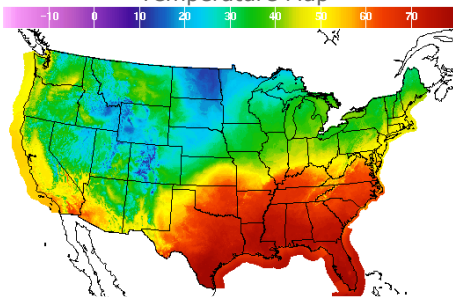
	Last	Change
US 2yr	4.1942	-0.0105
US 10yr	3.5402	-0.0074
CAN 10yr	2.855	-0.007

EQUITIES

	Last	Change
Nasdaq	11095.11	15.95
TSX	1232.6	4.248
S&P 500	3990.97	-8.12

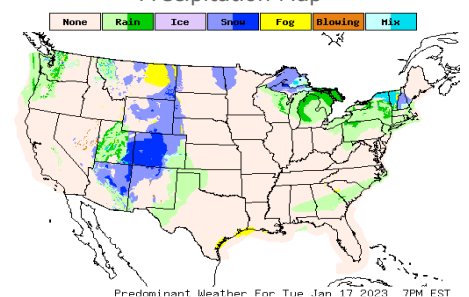
Weather Data

Temperature Map



City	HIGH °F	LOW °F
Calgary	29	13
Conway	12	5
Cushing	62	45
Denver	36	29
Houston	75	62
Mont Belvieu	73	61
Sarnia	44	35
Williston	22	11

Precipitation Map



This report has been prepared by PFL Petroleum Limited personnel for your information only and the views expressed are intended to provide market commentary and are not recommendations. This report is not an offer to sell or a solicitation of any offer to buy any security. The information contained herein has been compiled by PFL from sources believed to be reliable, but no representation or warranty, express or implied, is made by PFL Petroleum Limited, its affiliates or any other person as to its accuracy, completeness or correctness. Copyright 2017 PFL Petroleum Limited. All Rights Reserved