



MARKET DAILY

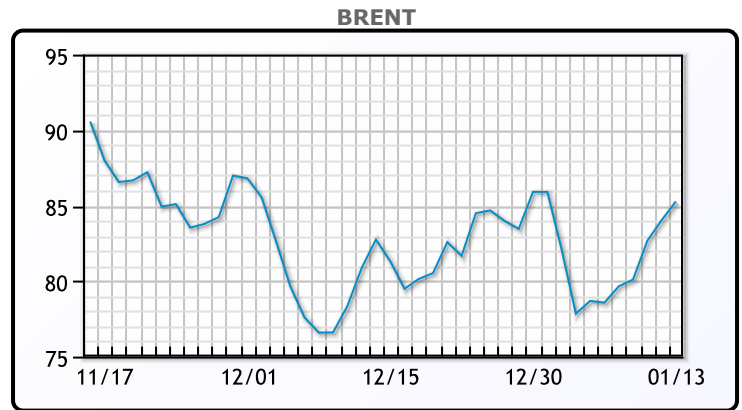
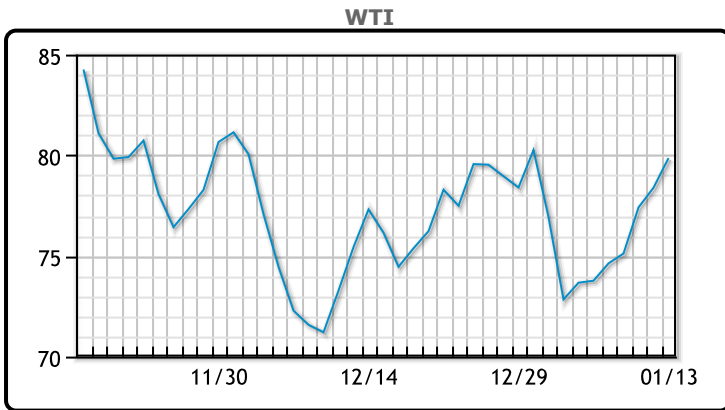
<https://www.pflpetroleum.com>
 1865 Veterans Park Dr. Suite 303
 Naples, Florida 34109
 Phone: 239-390-2885
 Fax: 239-949-0611
 Jan 13, 2023 7:54 PM

Major Energy Futures		
	Settle	Change
Brent	85.28	1.25
Gas Oil	932.75	28.5
Natural Gas	3.419	0.024
RBOB	253.28	4.08
ULSD	325.59	0.11
WTI	79.86	1.47

Market Commentary

Oil prices were up more than a dollar, closing out the week strong notching the biggest week over week jump since October. A falling dollar has been bullish for crude prices this week as the Fed is expected to slow its rate hikes. Also buoying prices is the re-opening in China. "Everyone is looking at Chinese mobility indicators and they point upward, indicating recovering oil demand and supporting prices," said UBS analyst Giovanni Staunovo. "Next thing to watch is if this translates also into higher Chinese crude imports and if energy agencies (IEA, OPEC) revise upwards their (first quarter) demand estimates," Staunovo said. WTI traded up \$1.47 or 1.9% to close at \$79.86. Brent traded up \$1.25 or 1.5% to close at \$85.28.

Crude & Product Markets

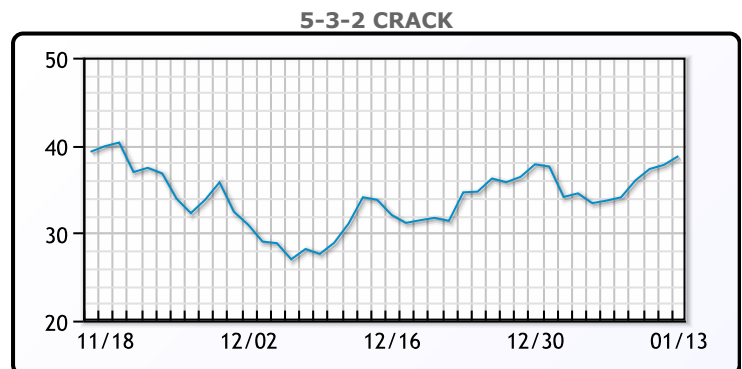
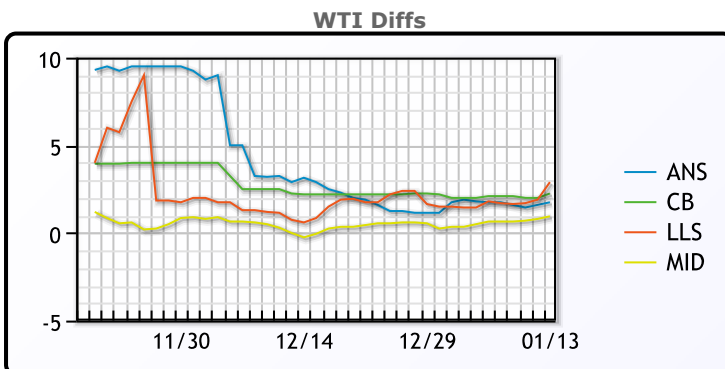


CRUDE

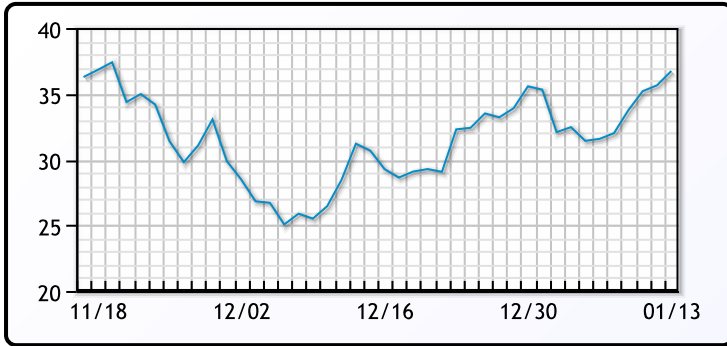
	Last	Week Ago	Month Ago
ANS	81.61	75.52	78.29
BLS	82.11	75.87	77.59
LLS	82.76	75.57	76.24
Mid	80.81	74.42	75.34
WTI	79.86	73.77	75.39

PRODUCTS

	Last	Week Ago	Month Ago
Gulf RBOB	250.03	219.71	200.97
Gulf ULSD	321.59	299.07	289.1
NYH RBOB	252.78	224.09	215.29
NYH ULSD	330.59	304.45	307.47
USGC 3%	58.13	50.88	56.13



3-2-1 Crack



Gulf 3-2-1 Crack



NGLs

MB

	Last	Week Ago	Month Ago
Butane	112	100.38	92
IsoButane	113.5	105.38	91.25
Natural Gasoline	174	149.75	142
Propane	82.25	73.13	71.5

CONWAY

	Last	Week Ago	Month Ago
Butane	109.75	102	90
IsoButane	141	134	125
Natural Gasoline	174	151.5	142
Propane	81.25	72.38	73.25

MB NON

	Last	Week Ago	Month Ago
Butane	109.5	100.38	92
IsoButane	113.5	105.38	94
Natural Gasoline	174	149.5	140
Propane	82.38	73.25	71.25

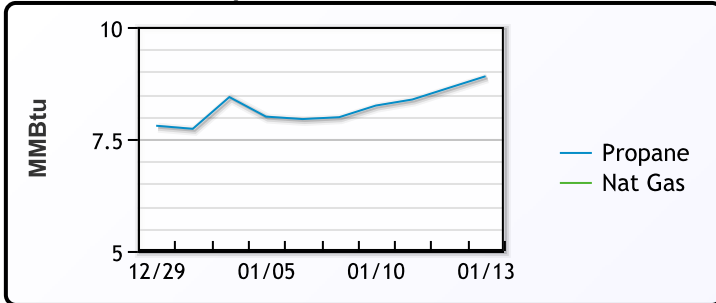
EDMONTON

	Last	Week Ago	Month Ago
Propane	67.25	61.88	61.75

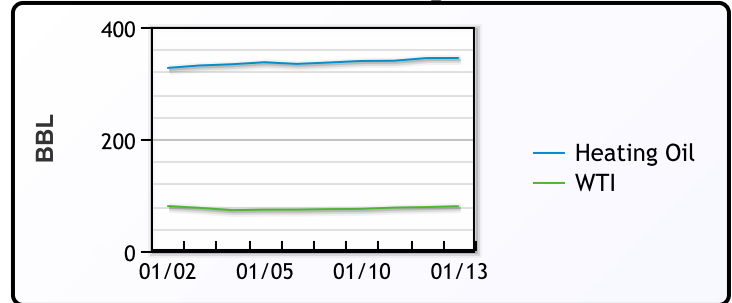
SARNIA

	Last	Week Ago	Month Ago
Propane	108	102	97.75

Propane MT.B Tet vs Nat Gas



WTI vs Heating Oil



FX

	Last	Change
CAD	1.3396	0.0029
DXY	102.204	-0.042
Gold	1920.23	23.14

RATES

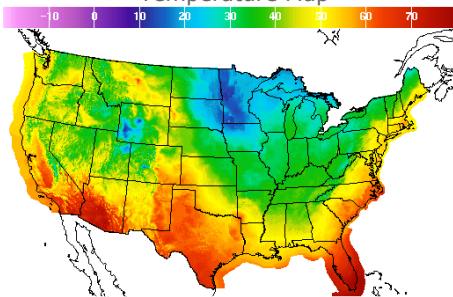
	Last	Change
US 2yr	4.2321	0.0874
US 10yr	3.5035	0.0635
CAN 10yr	2.897	0.002

EQUITIES

	Last	Change
Nasdaq	11079.16	78.06
TSX	1226.553	10.53
S&P 500	3999.09	15.92

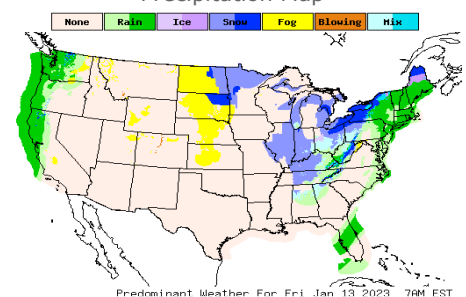
Weather Data

Temperature Map



City	HIGH °F	LOW °F
Calgary	37	28
Conway	18	0
Cushing	44	28
Denver	43	30
Houston	60	47
Mont Belvieu	56	42
Sarnia	34	26
Williston	34	12

Precipitation Map



This report has been prepared by PFL Petroleum Limited personnel for your information only and the views expressed are intended to provide market commentary and are not recommendations. This report is not an offer to sell or a solicitation of any offer to buy any security. The information contained herein has been compiled by PFL from sources believed to be reliable, but no representation or warranty, express or implied, is made by PFL Petroleum Limited, its affiliates or any other person as to its accuracy, completeness or correctness. Copyright 2017 PFL Petroleum Limited. All Rights Reserved