



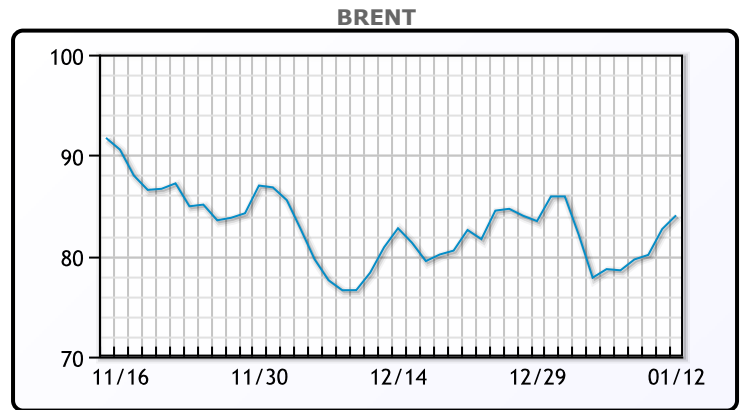
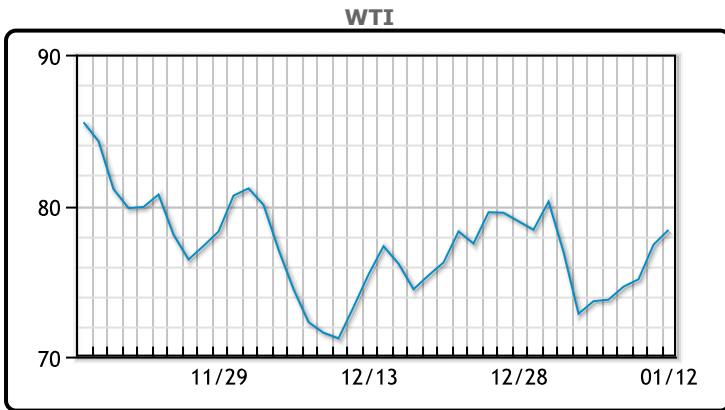
MARKET DAILY

<https://www.pflpetroleum.com>
 1865 Veterans Park Dr. Suite 303
 Naples, Florida 34109
 Phone: 239-390-2885
 Fax: 239-949-0611
 Jan 12, 2023 6:44 PM

Major Energy Futures		
	Settle	Change
Brent	84.03	1.36
Gas Oil	920.5	27
Natural Gas	3.695	0.024
RBOB	247.53	4.08
ULSD	321.9	0.11
WTI	78.39	0.98

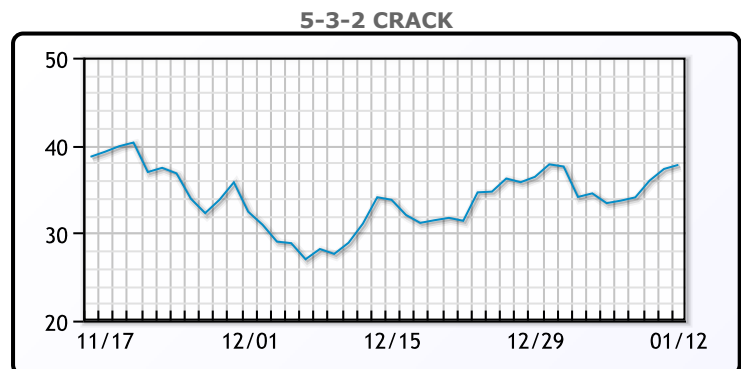
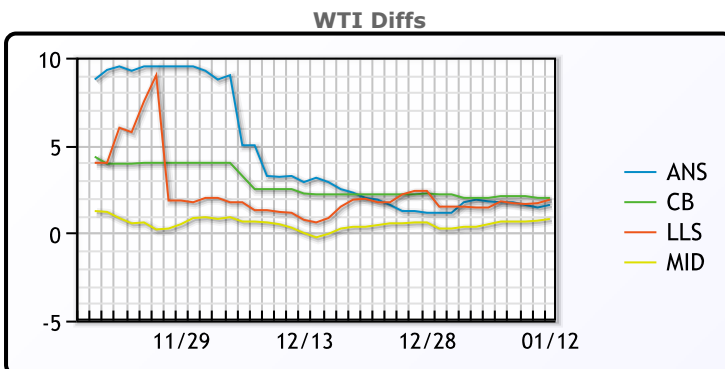
Market Commentary
 Oil prices gained again today along with other financial markets as inflation unexpectedly fell in December. The CPI dipped .1%, suggesting inflation could now be on a downward trend. Positive CPI data also pushed the USD to a 9 month low against the Euro as the Fed is expected to be less aggressive going forward with rate hikes. "The market was looking forward to the CPI data and the strong possibility the number would spawn a slide in the dollar, with the reverse correlation super sizing the bid in crude oil," said Bob Yawger, director of energy futures at Mizuho in New York. "Crude Oil is now feasting on the weak dollar." Also buoying prices is Chinas re-opening of its economy which has been effectively shut down since early 2020. WTI was up \$.98 or 1.3% to close at \$78.39. Brent traded up \$1.36 or 1.7% to close at \$84.03.

Crude & Product Markets

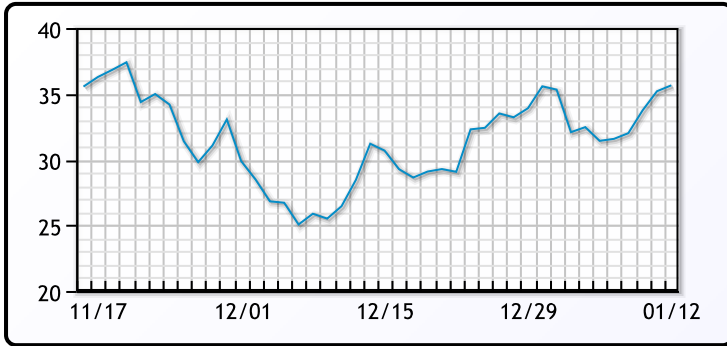


CRUDE			
	Last	Week Ago	Month Ago
ANS	79.99	75.47	76.32
BLS	80.39	75.67	75.37
LLS	80.29	75.12	73.77
Mid	79.19	74.17	72.92
WTI	78.39	73.67	73.17

PRODUCTS			
	Last	Week Ago	Month Ago
Gulf RBOB	240.78	219.71	193.1
Gulf ULSD	321.65	294.61	278.85
NYH RBOB	247.28	226.46	207.35
NYH ULSD	327.77	303.98	295.23
USGC 3%	55.38	51.13	54.13



3-2-1 Crack



Gulf 3-2-1 Crack



NGLs

MB

	Last	Week Ago	Month Ago
Butane	111.25	100.5	87.875
IsoButane	114.25	106.5	91.875
Natural Gasoline	174	149.5	139.5
Propane	81.5	73	68.875

CONWAY

	Last	Week Ago	Month Ago
Butane	113.5	101.25	87.25
IsoButane	136	134	111
Natural Gasoline	175	152.5	141
Propane	80.25	72.75	70.375

MB NON

	Last	Week Ago	Month Ago
Butane	111.25	100.5	87.875
IsoButane	114.25	106.5	91.875
Natural Gasoline	174.25	151	135.5
Propane	81.63	72.75	68.38

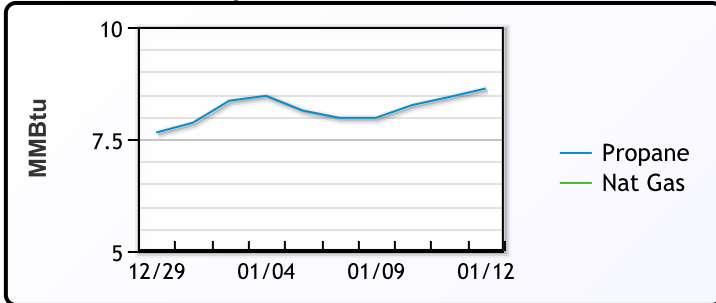
EDMONTON

	Last	Week Ago	Month Ago
Propane	66.13	61.5	57.88

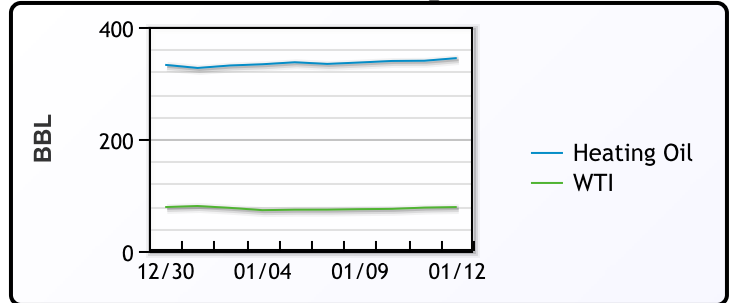
SARNIA

	Last	Week Ago	Month Ago
Propane	108	102	96.75

Propane MT.B Tet vs Nat Gas



WTI vs Heating Oil



FX

	Last	Change
CAD	1.3371	0.0004
DXY	102.246	-0.942
Gold	1897.56	0.47

RATES

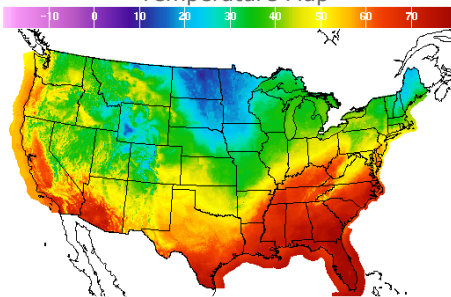
	Last	Change
US 2yr	4.1447	-0.0732
US 10yr	3.44	-0.0992
CAN 10yr	2.895	-0.116

EQUITIES

	Last	Change
Nasdaq	11001.1	69.43
TSX	1216.023	11.047
S&P 500	3983.17	13.56

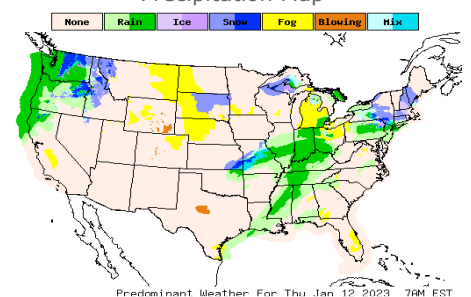
Weather Data

Temperature Map



City	HIGH °F	LOW °F
Calgary	34	8
Conway	9	-1
Cushing	47	34
Denver	38	26
Houston	70	52
Mont Belvieu	67	48
Sarnia	38	35
Williston	19	-6

Precipitation Map



This report has been prepared by PFL Petroleum Limited personnel for your information only and the views expressed are intended to provide market commentary and are not recommendations. This report is not an offer to sell or a solicitation of any offer to buy any security. The information contained herein has been compiled by PFL from sources believed to be reliable, but no representation or warranty, express or implied, is made by PFL Petroleum Limited, its affiliates or any other person as to its accuracy, completeness or correctness. Copyright 2017 PFL Petroleum Limited. All Rights Reserved