



MARKET DAILY

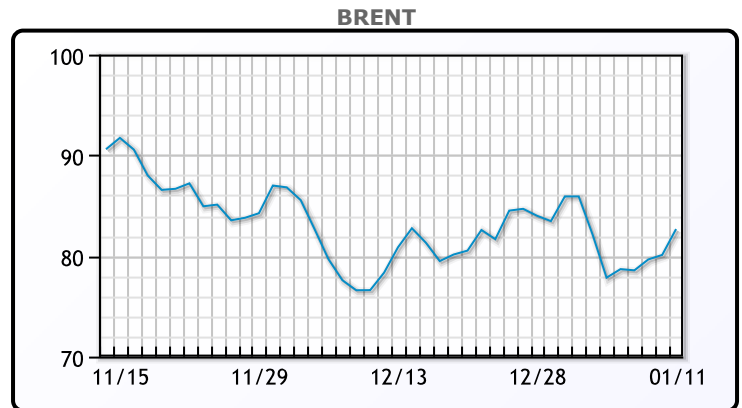
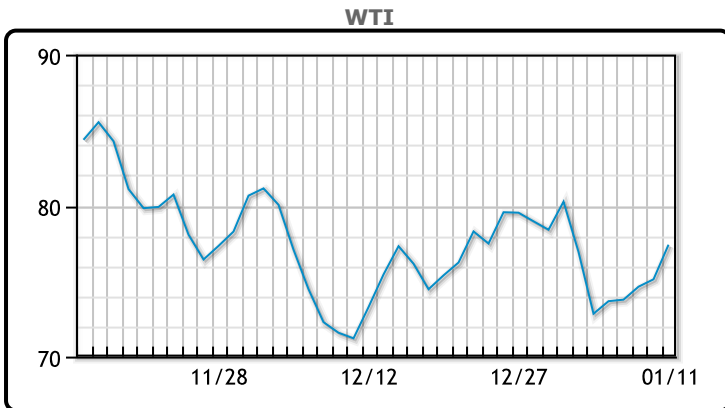
<https://www.pflpetroleum.com>
 1865 Veterans Park Dr. Suite 303
 Naples, Florida 34109
 Phone: 239-390-2885
 Fax: 239-949-0611
 Jan 11, 2023 6:24 PM

Major Energy Futures		
	Settle	Change
Brent	82.67	2.57
Gas Oil	905.5	3
Natural Gas	3.671	0.032
RBOB	243.45	10.68
ULSD	321.79	8.22
WTI	77.41	2.29

Market Commentary

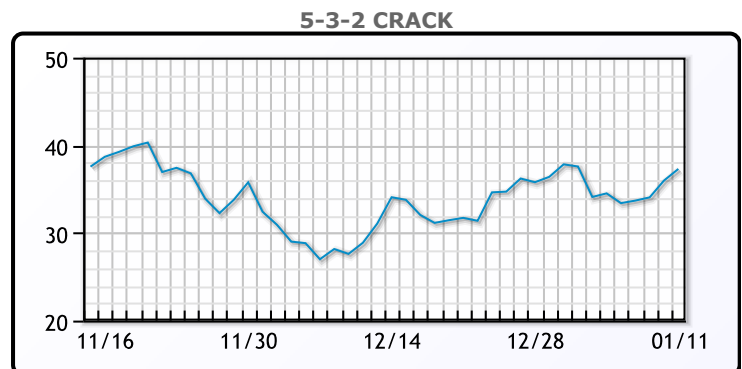
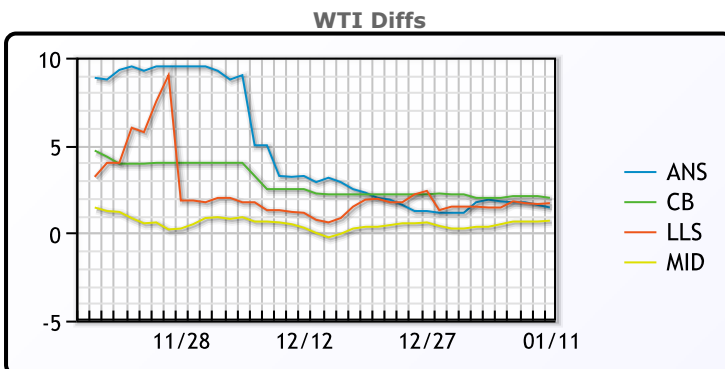
Oil prices rose today to their highest since 12/30 as prices recover from last week's sell off. Hopes are rising for an improved economic outlook and all eyes will be on tomorrow's CPI number. This bullish sentiment outweighed a much larger than expected build in crude inventories today. "Energy traders should get used to seeing oil prices head higher. Oil demand is coming back and expectations are high that China's demand is about to skyrocket," said Edward Moya, senior market analyst at data and analytics firm OANDA. WTI traded up \$2.29 or 3.1% to close at \$77.41. Brent traded up \$2.57 or 3.2% to close at \$82.67.

Crude & Product Markets

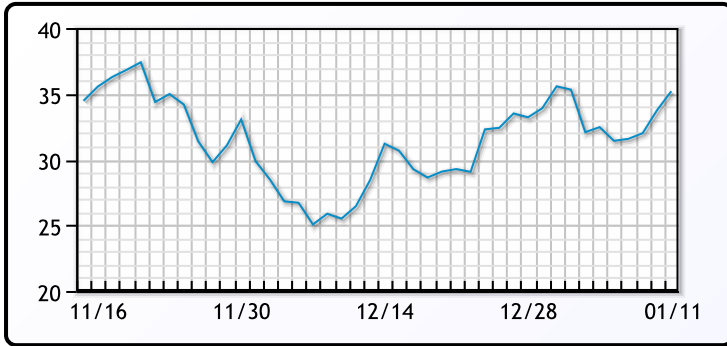


	Last	Week Ago	Month Ago
ANS	78.86	74.74	73.92
BLS	79.41	74.84	73.27
LLS	79.11	74.29	71.77
Mid	78.11	73.19	71.02
WTI	77.41	72.84	71.02

	Last	Week Ago	Month Ago
Gulf RBOB	237.95	220.92	188.86
Gulf ULSD	321.04	297.69	261.87
NYH RBOB	243.05	225.92	205.61
NYH ULSD	327.67	301.19	277.87
USGC 3%	54.38	50.88	52.38



3-2-1 Crack



Gulf 3-2-1 Crack



NGLs

MB

	Last	Week Ago	Month Ago
Butane	114.75	101	86.25
IsoButane	117.75	105	90.25
Natural Gasoline	169	148.5	133.25
Propane	79	74.5	67.5

CONWAY

	Last	Week Ago	Month Ago
Butane	114.5	101	87
IsoButane	136	131	108
Natural Gasoline	166	152	139
Propane	78	74.25	69.25

MB NON

	Last	Week Ago	Month Ago
Butane	114.75	101	86.25
IsoButane	117.75	105	90.25
Natural Gasoline	168.5	149	131
Propane	79.25	73.25	67

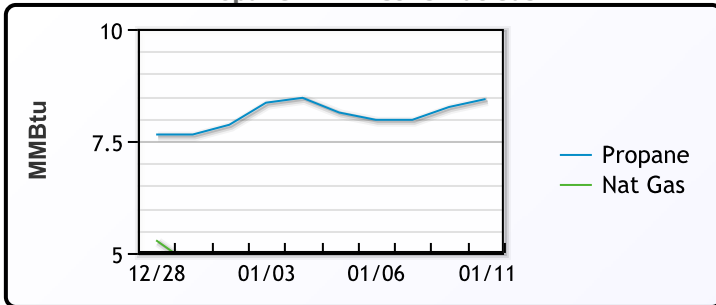
EDMONTON

	Last	Week Ago	Month Ago
Propane	64.63	63	58

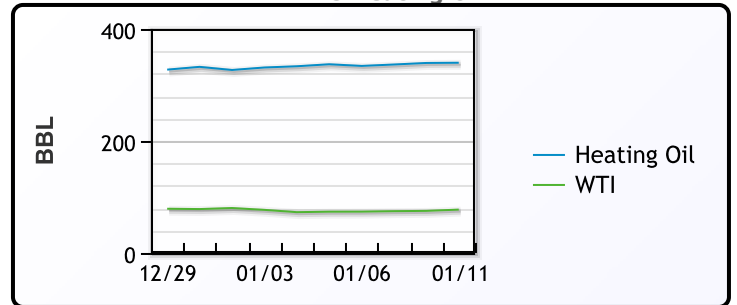
SARNIA

	Last	Week Ago	Month Ago
Propane	106.25	102.5	96.75

Propane MT.B Tet vs Nat Gas



WTI vs Heating Oil



FX

	Last	Change
CAD	1.3422	-0.0003
DXY	103.188	-0.048
Gold	1875.69	0

RATES

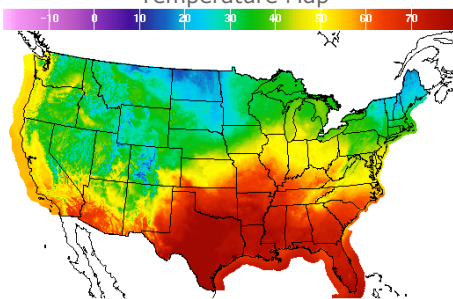
	Last	Change
US 2yr	4.2179	-0.0293
US 10yr	3.5392	-0.0796
CAN 10yr	3.011	-0.103

EQUITIES

	Last	Change
Nasdaq	10931.67	189.04
TSX	1204.976	6.79
S&P 500	3969.61	50.36

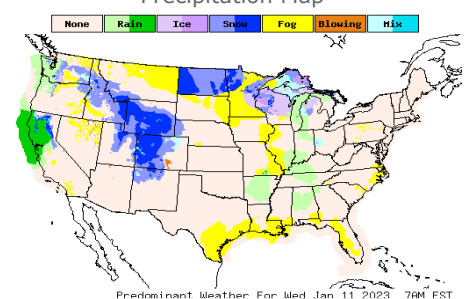
Weather Data

Temperature Map



City	HIGH °F	LOW °F
Calgary	26	8
Conway	17	8
Cushing	61	46
Denver	37	30
Houston	77	63
Mont Belvieu	75	61
Sarnia	38	30
Williston	14	-3

Precipitation Map



This report has been prepared by PFL Petroleum Limited personnel for your information only and the views expressed are intended to provide market commentary and are not recommendations. This report is not an offer to sell or a solicitation of any offer to buy any security. The information contained herein has been compiled by PFL from sources believed to be reliable, but no representation or warranty, express or implied, is made by PFL Petroleum Limited, its affiliates or any other person as to its accuracy, completeness or correctness. Copyright 2017 PFL Petroleum Limited. All Rights Reserved