



# MARKET DAILY

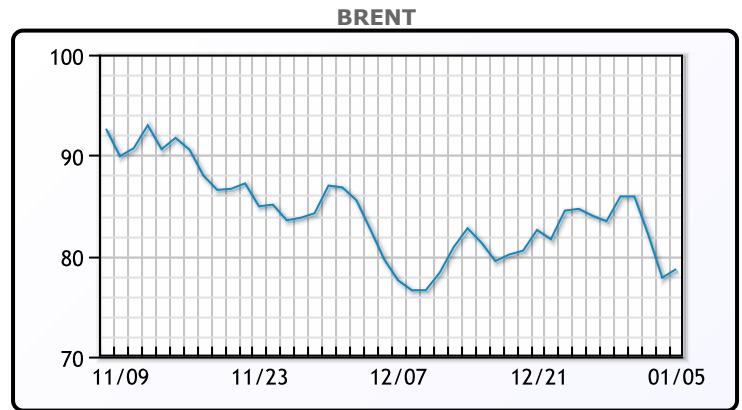
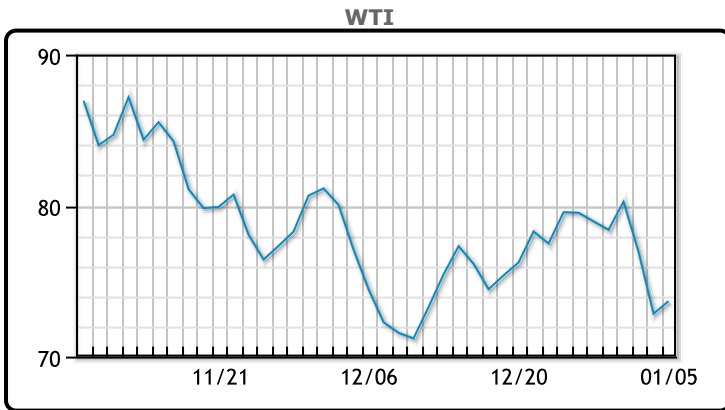
<https://www.pflpetroleum.com>  
 1865 Veterans Park Dr. Suite 303  
 Naples, Florida 34109  
 Phone: 239-390-2885  
 Fax: 239-949-0611  
 Jan 10, 2023 6:37 PM

Major Energy Futures		
	Settle	Change
Brent	80.10	0.44
Gas Oil	883.5	0.25
Natural Gas	3.639	-0.271
RBOB	232.77	3.48
ULSD	313.57	9.97
WTI	75.12	0.49

**Market Commentary**

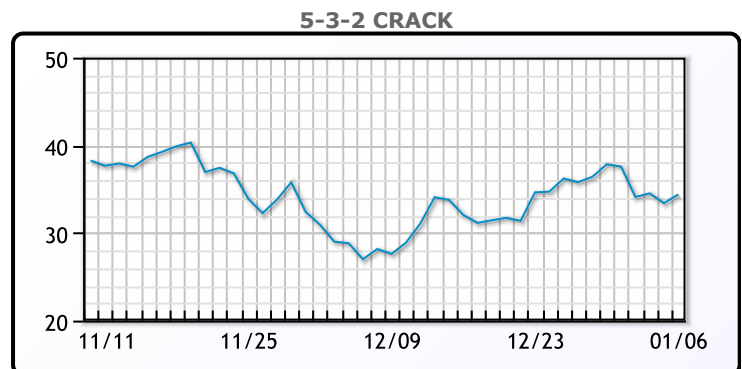
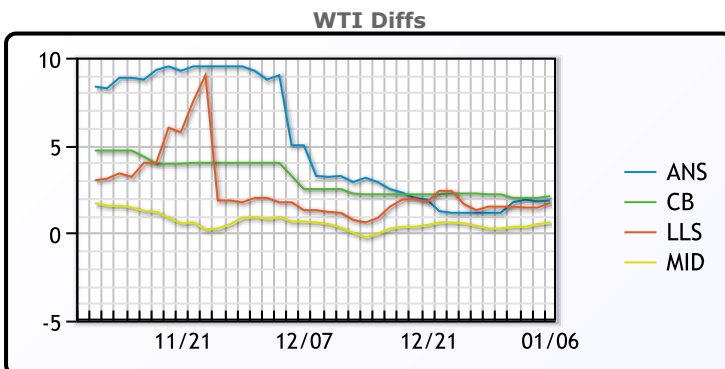
Oil prices edged slightly higher as global consumption of liquid fuels was forecasted to reach 102.2 MM/bpd in 2024. Markets also awaited clarity on the U.S. Federal Reserve's plans to raise interest rates after Fed Chair Jerome Powell avoided comments on monetary policy and the economy at a symposium. Traders are now looking to U.S. CPI data on Thursday for indications on the near-term outlook. Thursday's data "could easily clarify the direction of the financial and oil markets for weeks to come", said Tamas Varga of oil broker PVM. Varga added that the dollar would fall if inflation came in below expectations or was below the November reading. A lower than expected CPI print could indicate a softening of monetary policy. WTI traded up \$.49 or .6% to close at \$75.12. Brent traded up \$.45 or .6% to close at \$80.10.

## Crude & Product Markets

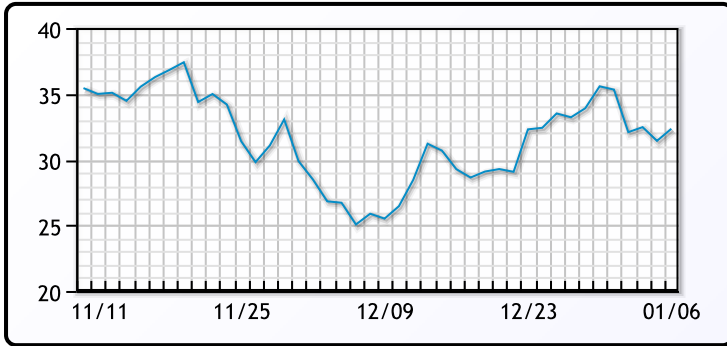


CRUDE			
	Last	Week Ago	Month Ago
ANS	76.72	78.68	73.92
BLS	77.22	78.93	73.27
LLS	76.77	78.43	71.77
Mid	75.77	77.28	71.02
WTI	75.12	76.93	71.02

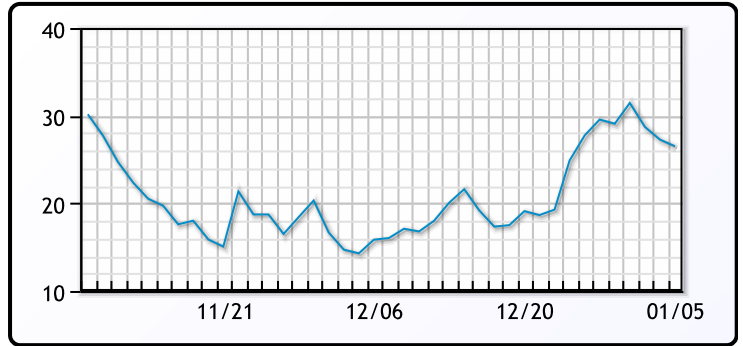
PRODUCTS			
	Last	Week Ago	Month Ago
Gulf RBOB	227.02	231.37	188.86
Gulf ULSD	313.82	306.65	261.87
NYH RBOB	232.37	235.75	205.61
NYH ULSD	319.07	315.9	277.87
USGC 3%	52.13	55.13	52.38



3-2-1 Crack



Gulf 3-2-1 Crack



NGLs

MB

	Last	Week Ago	Month Ago
Butane	107.75	103.25	86.25
IsoButane	110.75	108.25	90.25
Natural Gasoline	158.5	156	133.25
Propane	77.25	77.5	67.5

CONWAY

	Last	Week Ago	Month Ago
Butane	108.5	103	87
IsoButane	136	132	108
Natural Gasoline	154	157	139
Propane	76	77.5	69.25

MB NON

	Last	Week Ago	Month Ago
Butane	107.75	103.25	86.25
IsoButane	110.75	108.25	90.25
Natural Gasoline	158.25	155.75	131
Propane	76.88	76.88	67

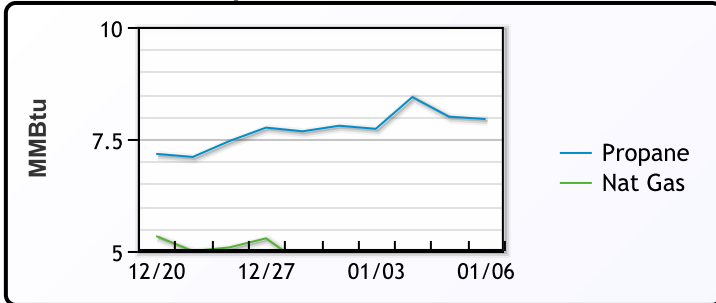
EDMONTON

	Last	Week Ago	Month Ago
Propane	63	66.63	58

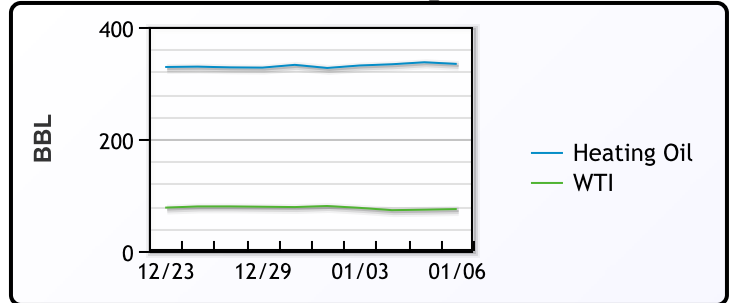
SARNIA

	Last	Week Ago	Month Ago
Propane	102	100	96.75

Propane MT.B Tet vs Nat Gas



WTI vs Heating Oil



FX

	Last	Change
CAD	1.3426	0
DXY	103.236	0.235
Gold	1876.73	-0.3

RATES

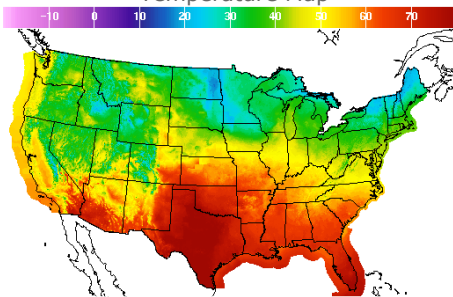
	Last	Change
US 2yr	4.2472	0.0395
US 10yr	3.6188	0.0867
CAN 10yr	3.114	0.029

EQUITIES

	Last	Change
Nasdaq	10742.63	106.98
TSX	1198.186	0.718
S&P 500	3919.25	27.16

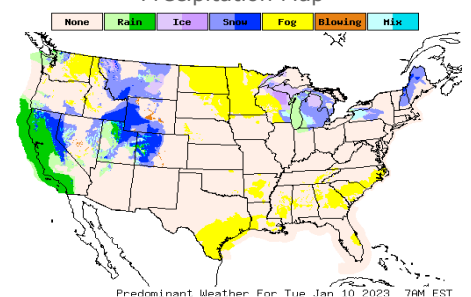
Weather Data

Temperature Map



City	HIGH °F	LOW °F
Calgary	32	11
Conway	23	10
Cushing	66	43
Denver	51	33
Houston	73	60
Mont Belvieu	71	56
Sarnia	34	29
Williston	29	14

Precipitation Map



This report has been prepared by PFL Petroleum Limited personnel for your information only and the views expressed are intended to provide market commentary and are not recommendations. This report is not an offer to sell or a solicitation of any offer to buy any security. The information contained herein has been compiled by PFL from sources believed to be reliable, but no representation or warranty, express or implied, is made by PFL Petroleum Limited, its affiliates or any other person as to its accuracy, completeness or correctness. Copyright 2017 PFL Petroleum Limited. All Rights Reserved