



# MARKET DAILY

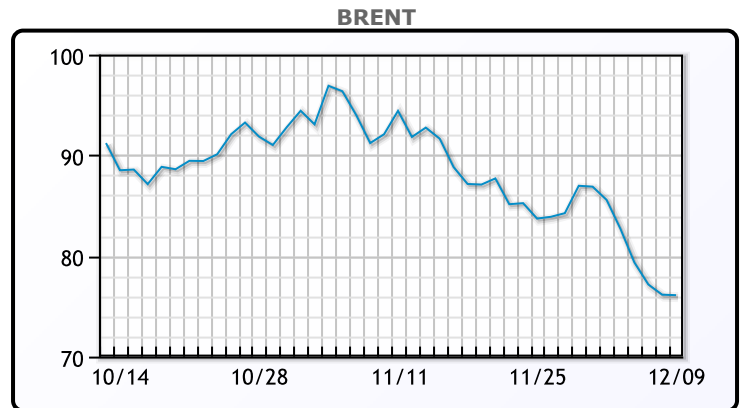
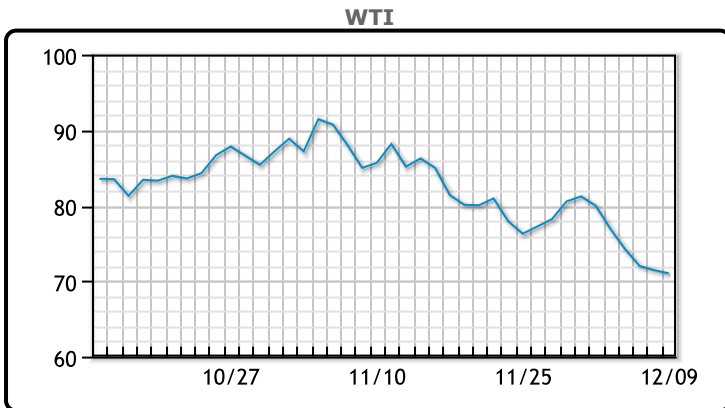
<https://www.pflpetroleum.com>  
 1865 Veterans Park Dr. Suite 303  
 Naples, Florida 34109  
 Phone: 239-390-2885  
 Fax: 239-949-0611  
 Dec 9, 2022 6:41 PM

Major Energy Futures		
	Settle	Change
Brent	76.1	-0.05
Gas Oil	820.75	-3
Natural Gas	6.245	0.239
RBOB	205.61	-2.81
ULSD	279.37	9.93
WTI	71.02	-0.44

**Market Commentary**

Both crude benchmarks posted weekly losses of around 10 per cent each. It was the biggest weekly decline since April for the U.S. WTI futures, and since early August for Brent. WTI set a new 2022 low on Friday of last week U.S. West Texas Intermediate (WTI) crude settled 44 cents lower at \$71.02/bbl, a new low for 2022. Brent crude settled five cents lower at US\$76.10/bbl. Oil prices did find some support and rose more than one per cent earlier in Friday's trading session after Russian President Vladimir Putin said the country could cut output in response to a price cap on its crude oil exports.

## Crude & Product Markets

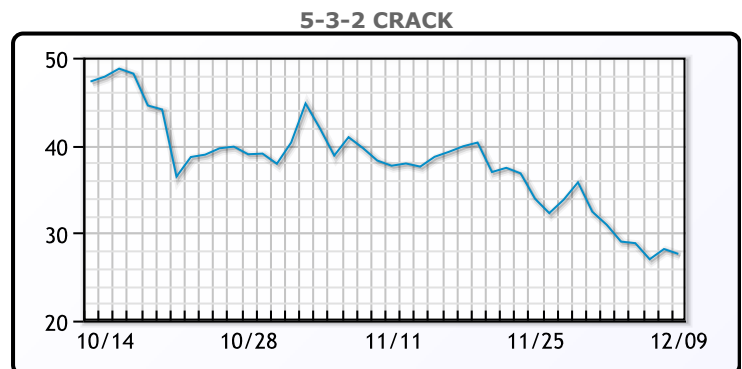
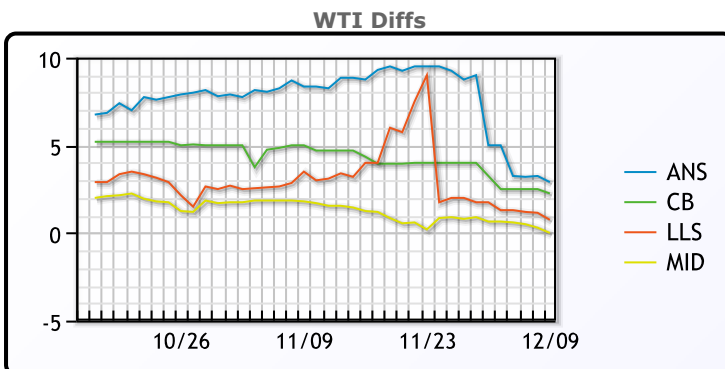


**CRUDE**

	Last	Week Ago	Month Ago
ANS	73.92	84.98	94.08
BLS	73.27	83.23	90.53
LLS	71.77	81.73	88.93
Mid	71.02	80.63	87.38
WTI	71.02	79.98	85.83

**PRODUCTS**

	Last	Week Ago	Month Ago
Gulf RBOB	188.86	206.04	231.71
Gulf ULSD	261.87	290.85	345.63
NYH RBOB	205.61	231.04	284.96
NYH ULSD	277.87	318.6	490.63
USGC 3%	52.38	56.88	60.13



3-2-1 Crack



Gulf 3-2-1 Crack



NGLs

MB

	Last	Week Ago	Month Ago
Butane	86.25	95.75	102.25
IsoButane	90.25	101	115.25
Natural Gasoline	133.25	155.25	159.25
Propane	67.5	71.5	86.875

CONWAY

	Last	Week Ago	Month Ago
Butane	87	96	103.25
IsoButane	108	122	155
Natural Gasoline	139	163	171
Propane	69.25	74.5	90

MB NON

	Last	Week Ago	Month Ago
Butane	86.25	95.75	102.25
IsoButane	90.25	101	115.25
Natural Gasoline	131	151.5	156.75
Propane	67	71.25	86.5

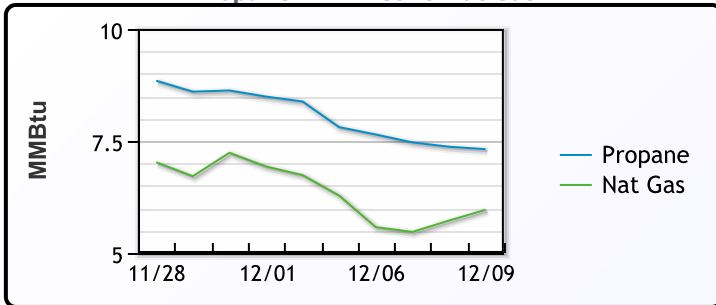
EDMONTON

	Last	Week Ago	Month Ago
Propane	58	62.38	75

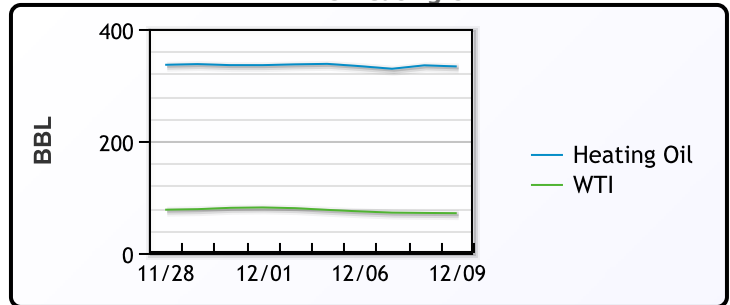
SARNIA

	Last	Week Ago	Month Ago
Propane	96.75	106.5	116

Propane MT.B Tet vs Nat Gas



WTI vs Heating Oil



FX

	Last	Change
CAD	1.3645	0.005
DXY	104.81	0.036
Gold	1797.32	8.18

RATES

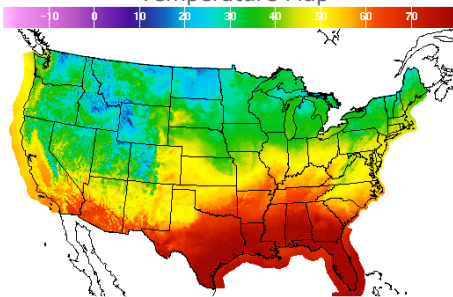
	Last	Change
US 2yr	4.3443	0.0366
US 10yr	3.5783	0.0964
CAN 10yr	2.882	0.088

EQUITIES

	Last	Change
Nasdaq	11004.62	-77.38
TSX	1208.06	-1.58
S&P 500	3934.38	-29.13

Weather Data

Temperature Map



City	HIGH °F	LOW °F
Calgary	25	2
Conway	26	-2
Cushing	51	40
Denver	43	30
Houston	79	68
Mont Belvieu	76	64
Sarnia	37	29
Williston	25	6

Precipitation Map

