



MARKET DAILY

<https://www.pflpetroleum.com>
 1865 Veterans Park Dr. Suite 303
 Naples, Florida 34109
 Phone: 239-390-2885
 Fax: 239-949-0611
 Dec 8, 2022 9:02 PM

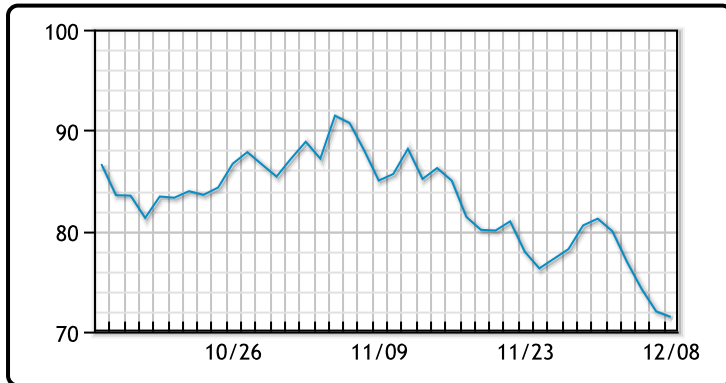
Major Energy Futures		
	Settle	Change
Brent	76.15	-1.02
Gas Oil	805.75	-3
Natural Gas	5.962	0.239
RBOB	204.91	-2.81
ULSD	287.98	9.93
WTI	71.46	-0.55

Market Commentary

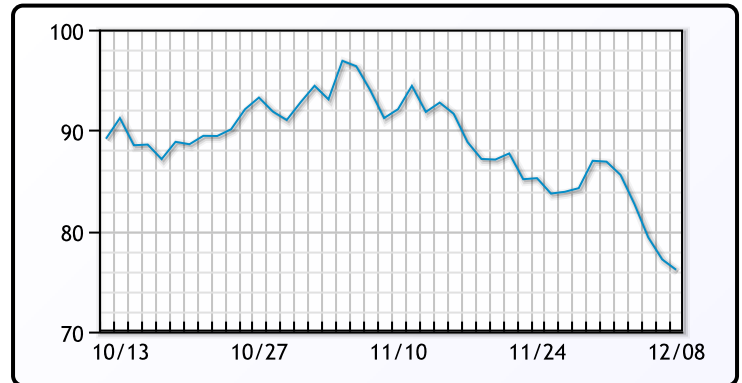
Oil settled lower for a fifth straight session on Thursday on the prospect of a major crude pipeline resuming service, which would return a hefty amount of crude to the market at a time when global economic slowdowns are raising fuel demand fears. WTI shed 1%: U.S. West Texas Intermediate crude settled at \$71.46/bbl, down 55 cents a barrel, or 0.8%. Brent crude settled at US\$76.15/bbl, losing \$1.02, or 1.3 per cent day over day. TC Energy Corporation said it shut its 622,000 bbls/d Keystone pipeline, which ships heavy Canadian crude from Alberta to the U.S. Midwest and Gulf Coast, after a spill into a Kansas creek. Oil prices rose after the company announced the closure and basis got crushed in Alberta on the back of pipeline capacity to take crude away.

Crude & Product Markets

WTI



BRENT



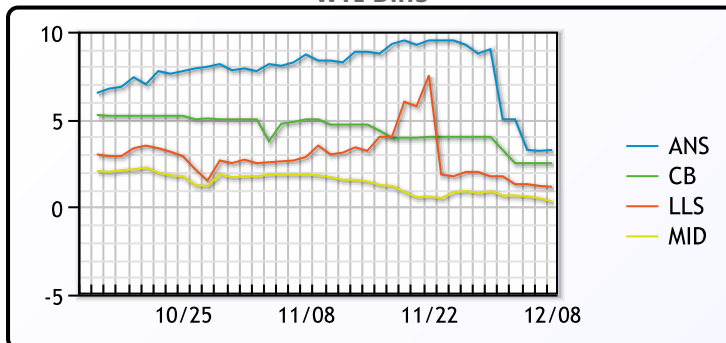
CRUDE

	Last	Week Ago	Month Ago
ANS	74.71	90.22	97.26
BLS	73.96	85.22	93.61
LLS	72.61	82.97	91.91
Mid	71.76	82.12	90.61
WTI	71.46	81.22	88.91

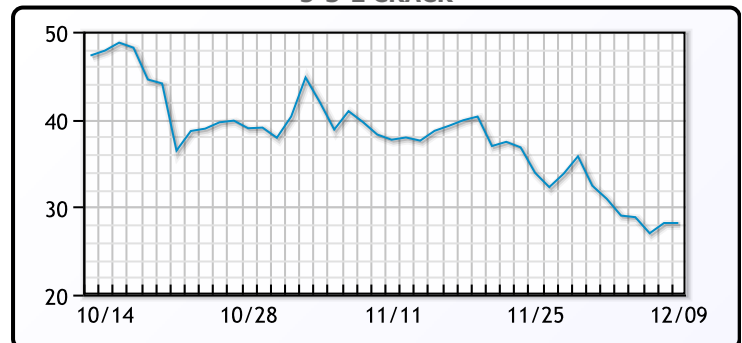
PRODUCTS

	Last	Week Ago	Month Ago
Gulf RBOB	191.91	212.2	243.42
Gulf ULSD	273.23	298.74	363.52
NYH RBOB	204.53	241.7	298.17
NYH ULSD	285.86	329.74	489.57
USGC 3%	52.13	57.88	61.63

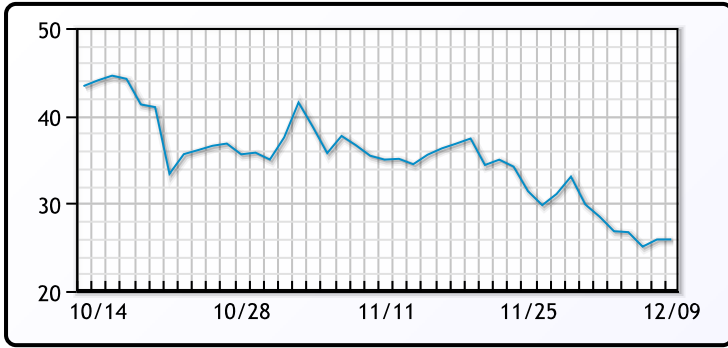
WTI Diffs



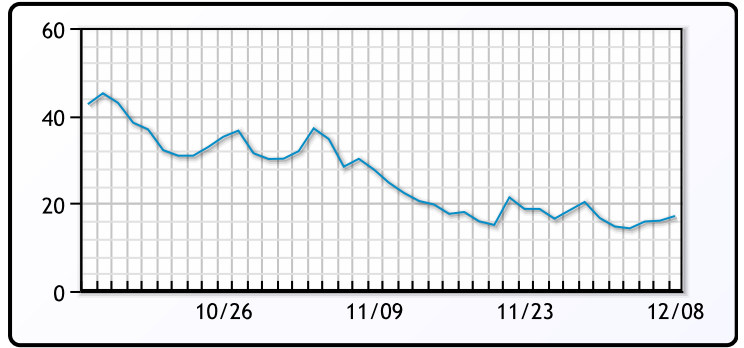
5-3-2 CRACK



3-2-1 Crack



Gulf 3-2-1 Crack



NGLs

MB

	Last	Week Ago	Month Ago
Butane	86.5	98	103
IsoButane	89.75	103	109.75
Natural Gasoline	133.25	156	163
Propane	66.75	76.13	88.5

CONWAY

	Last	Week Ago	Month Ago
Butane	85.5	98.38	104.75
IsoButane	117	126.5	131
Natural Gasoline	138.5	169.5	174.25
Propane	69.25	79	92

MB NON

	Last	Week Ago	Month Ago
Butane	86.5	98	103.75
IsoButane	89.75	103	109.75
Natural Gasoline	133.25	155	161.5
Propane	66	75.13	88.5

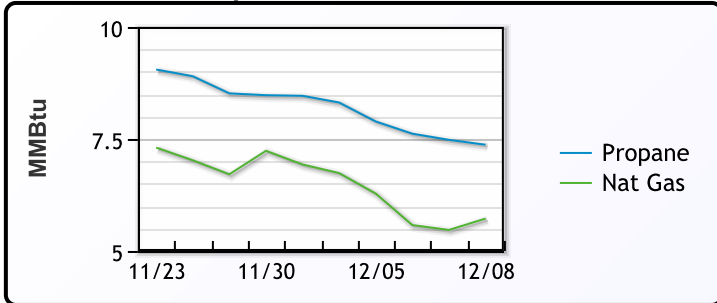
EDMONTON

	Last	Week Ago	Month Ago
Propane	57.75	67.5	77

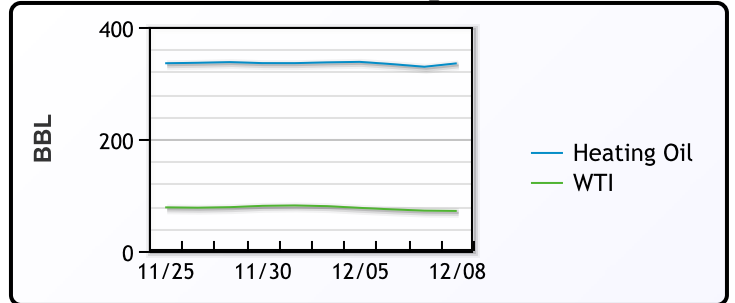
SARNIA

	Last	Week Ago	Month Ago
Propane	98.75	106.5	116

Propane MT.B Tet vs Nat Gas



WTI vs Heating Oil



FX

	Last	Change
CAD	1.3574	-0.0021
DXY	104.534	-0.24
Gold	1795.17	6.03

RATES

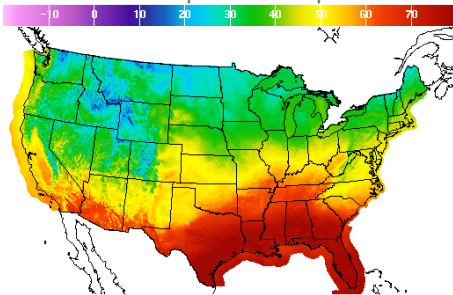
	Last	Change
US 2yr	4.3014	-0.0063
US 10yr	3.4692	-0.0127
CAN 10yr	2.794	0.036

EQUITIES

	Last	Change
Nasdaq	11082	123.45
TSX	1209.64	-0.207
S&P 500	3963.51	29.59

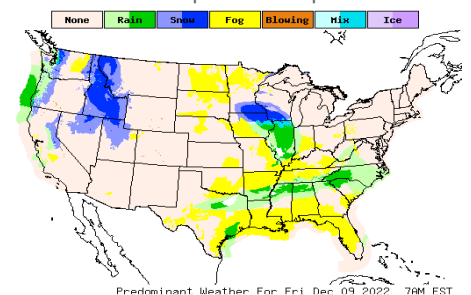
Weather Data

Temperature Map



City	HIGH °F	LOW °F
Calgary	25	3
Conway	26	-2
Cushing	55	35
Denver	44	25
Houston	79	68
Mont Belvieu	75	65
Sarnia	38	30
Williston	26	2

Precipitation Map



This report has been prepared by PFL Petroleum Limited personnel for your information only and the views expressed are intended to provide market commentary and are not recommendations. This report is not an offer to sell or a solicitation of any offer to buy any security. The information contained herein has been compiled by PFL from sources believed to be reliable, but no representation or warranty, express or implied, is made by PFL Petroleum Limited, its affiliates or any other person as to its accuracy, completeness or correctness. Copyright 2017 PFL Petroleum Limited. All Rights Reserved