



# MARKET DAILY

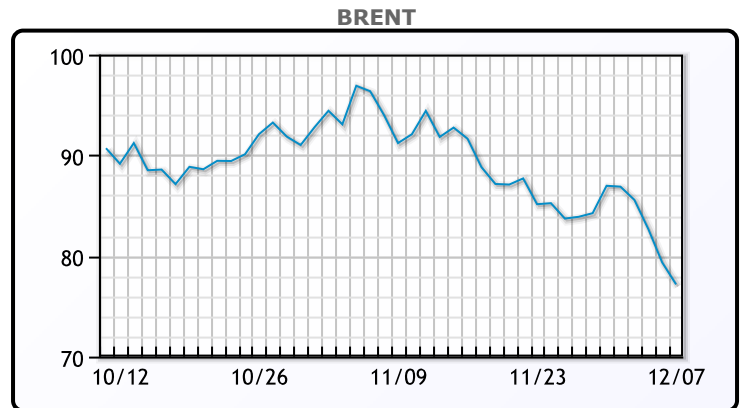
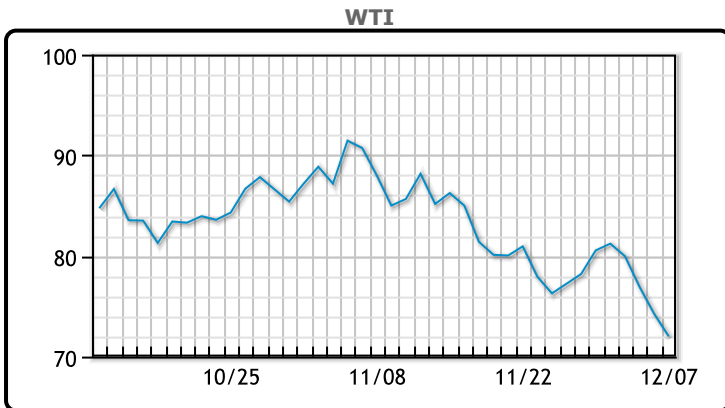
<https://www.pflpetroleum.com>  
 1865 Veterans Park Dr. Suite 303  
 Naples, Florida 34109  
 Phone: 239-390-2885  
 Fax: 239-949-0611  
 Dec 7, 2022 7:57 PM

Major Energy Futures		
	Settle	Change
Brent	77.17	-2.18
Gas Oil	808.75	-71.25
Natural Gas	5.723	0.254
RBOB	207.72	-7.19
ULSD	278.05	-13.5
WTI	72.01	-2.24

**Market Commentary**

Oil prices have officially given up all of this year's gains for both WTI and Brent. The market has been steadily declining in the latter months of this year as worldwide growth is set to weaken, in part due to higher energy costs. Today's losses were mostly driven by higher than expected increase in fuel inventories. Distillate stocks had a build of 6.2MM/bbls, far in excess of the 2.2MM/bbls forecasted. Gasoline stocks increased by 5.3MM/bbls versus and expected increase of 2.7MM/bbls. "There's still tons of uncertainty in the markets today," said Claudio Galimberti, senior vice-president at Rystad Energy, adding crude production in Russia may not drop as much as expected earlier. WTI traded down \$2.24 or 3.02% to close at \$72.01. Brent traded down \$2.18 or -2.8% to close at \$77.17.

## Crude & Product Markets

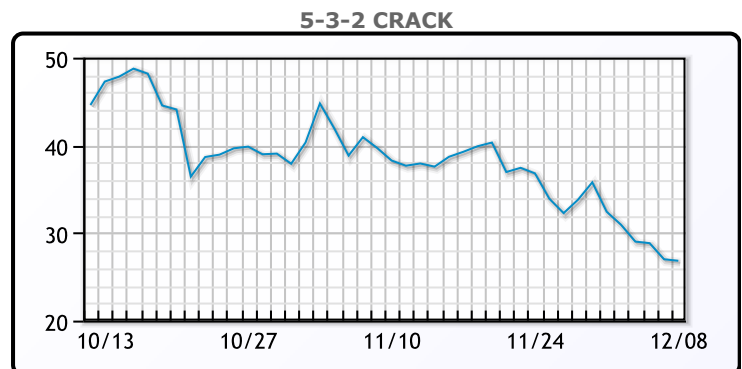
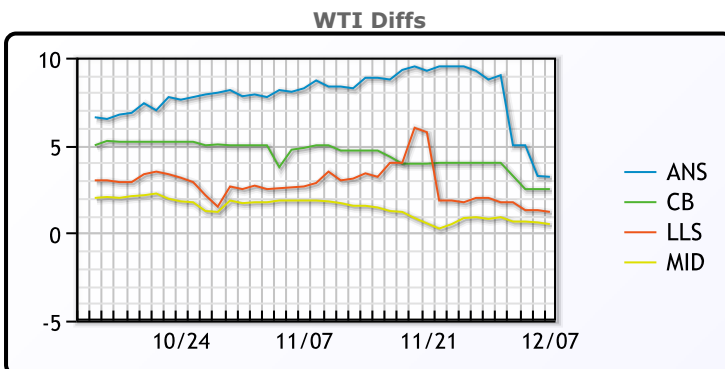


**CRUDE**

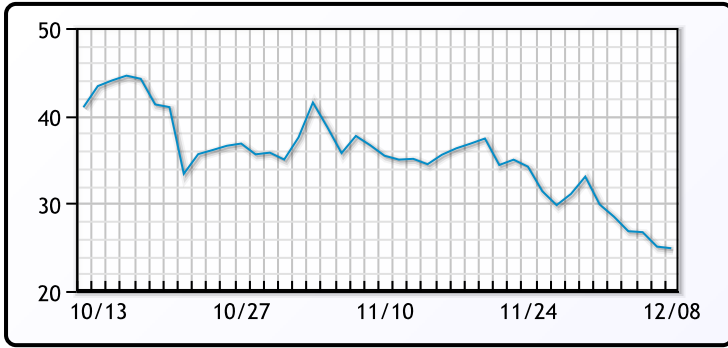
	Last	Week Ago	Month Ago
ANS	75.21	89.3	100.14
BLS	74.51	84.55	96.79
LLS	73.21	82.55	95.29
Mid	72.51	81.35	93.59
WTI	72.01	80.55	91.79

**PRODUCTS**

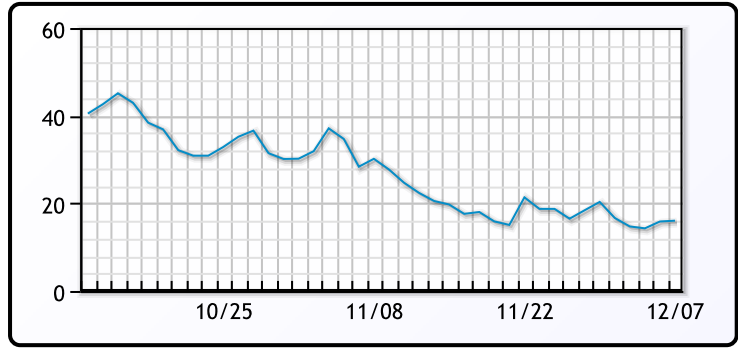
	Last	Week Ago	Month Ago
Gulf RBOB	193.97	217.22	246.06
Gulf ULSD	261.05	311.6	369.36
NYH RBOB	207.72	243.35	301.81
NYH ULSD	275.05	336.29	453.11
USGC 3%	51.13	59.38	63.38



**3-2-1 Crack**



**Gulf 3-2-1 Crack**



**NGLs**

**MB**

	Last	Week Ago	Month Ago
Butane	88.75	95.38	103.13
IsoButane	92.5	102.38	113
Natural Gasoline	133.75	156	166.75
Propane	67.5	77.5	89.88

**CONWAY**

	Last	Week Ago	Month Ago
Butane	87.75	95.63	105
IsoButane	120	132	134
Natural Gasoline	141.5	175	175
Propane	68.5	77.5	92

**MB NON**

	Last	Week Ago	Month Ago
Butane	88.75	95.38	103.88
IsoButane	93	102.38	113
Natural Gasoline	136.75	151	164.75
Propane	66.75	77	89.88

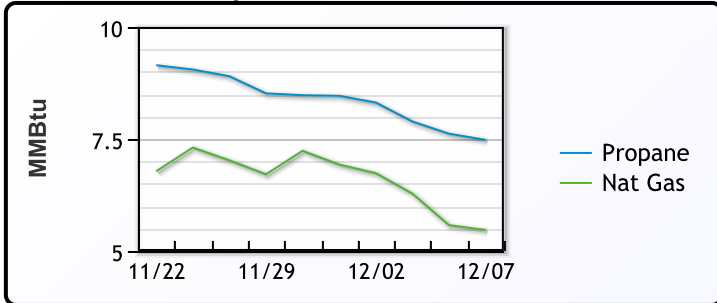
**EDMONTON**

	Last	Week Ago	Month Ago
Propane	57	66.5	77

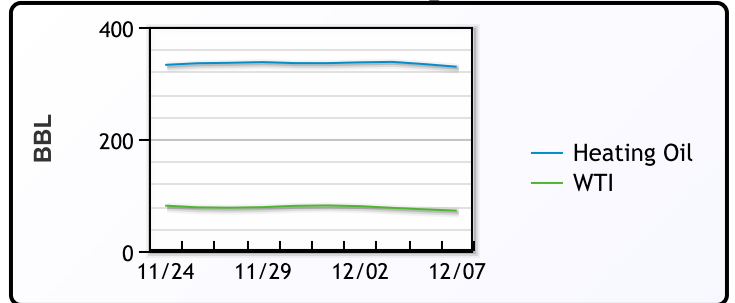
**SARNIA**

	Last	Week Ago	Month Ago
Propane	98.75	110	116

**Propane MT.B Tet vs Nat Gas**



**WTI vs Heating Oil**



**FX**

	Last	Change
CAD	1.3673	0.002
DXY	105.1	-0.478
Gold	1785.83	-0.44

**RATES**

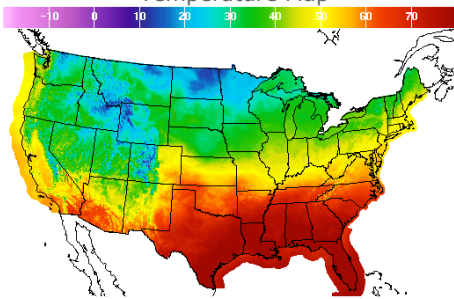
	Last	Change
US 2yr	4.2768	0.0207
US 10yr	3.444	0.0271
CAN 10yr	2.758	-0.017

**EQUITIES**

	Last	Change
Nasdaq	10958.55	-56.34
TSX	1209.847	-2.146
S&P 500	3933.92	-7.34

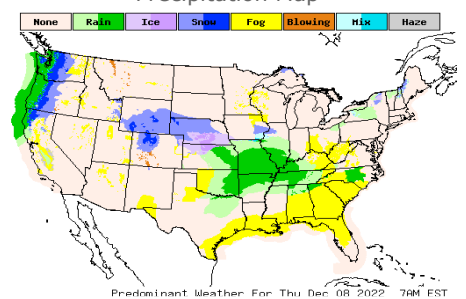
**Weather Data**

**Temperature Map**



City	HIGH °F	LOW °F
Calgary	28	-10
Conway	-2	-19
Cushing	53	39
Denver	47	34
Houston	82	68
Mont Belvieu	77	66
Sarnia	46	39
Williston	10	-14

**Precipitation Map**



This report has been prepared by PFL Petroleum Limited personnel for your information only and the views expressed are intended to provide market commentary and are not recommendations. This report is not an offer to sell or a solicitation of any offer to buy any security. The information contained herein has been compiled by PFL from sources believed to be reliable, but no representation or warranty, express or implied, is made by PFL Petroleum Limited, its affiliates or any other person as to its accuracy, completeness or correctness. Copyright 2017 PFL Petroleum Limited. All Rights Reserved