



MARKET DAILY

<https://www.pflpetroleum.com>
 1865 Veterans Park Dr. Suite 303
 Naples, Florida 34109
 Phone: 239-390-2885
 Fax: 239-949-0611
 Dec 6, 2022 6:38 PM

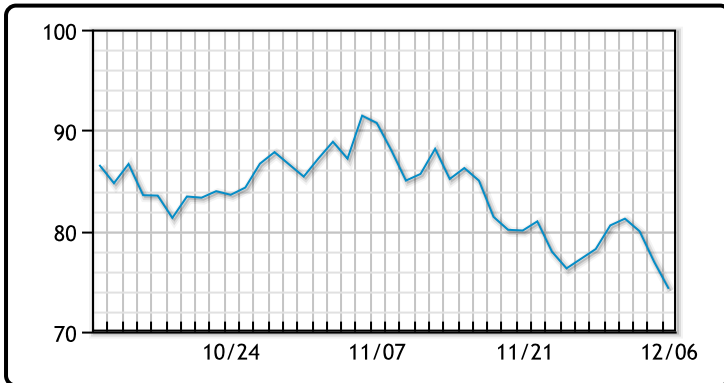
Major Energy Futures		
	Settle	Change
Brent	79.35	-3.33
Gas Oil	822.25	-18.75
Natural Gas	5.469	-0.108
RBOB	214.91	-5.28
ULSD	291.55	-8.43
WTI	74.25	-2.68

Market Commentary

Oil prices fell to their lowest settlement levels this year with Brent closing below \$80 for only the second time this year. Prices have now fallen for three straight sessions with a string of bearish news. Service-sector activity in China has hit a six-month low, and European economies have slowed due to the high cost of energy and rising interest rates. "It's been quite the three days - with OPEC+ deciding not to further cut production on Sunday, the toothless start of the Russian price cap and sanctions yesterday, and a rout in equity markets today, oil speculators are charging for the exits amid a flight from risk assets," said Matt Smith, lead oil analyst at Kpler. WTI traded down \$2.68 or -3.5% to close at \$74.25. Brent traded down \$3.33 or -4% to close at \$79.35.

Crude & Product Markets

WTI



BRENT



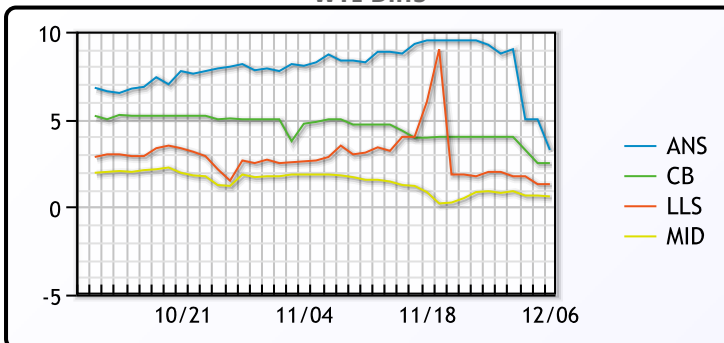
CRUDE

	Last	Week Ago	Month Ago
ANS	77.5	87.45	101.31
BLS	76.75	82.2	97.61
LLS	75.55	80.2	95.46
Mid	74.85	79.1	94.46
WTI	74.25	78.2	92.61

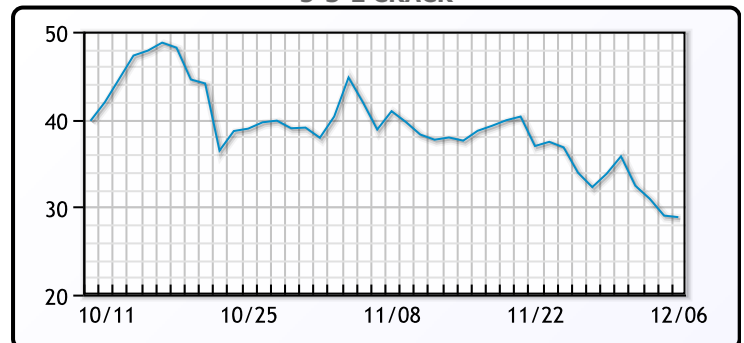
PRODUCTS

	Last	Week Ago	Month Ago
Gulf RBOB	197.41	210.28	258.23
Gulf ULSD	272.05	300.01	384.98
NYH RBOB	215.41	236.96	314.48
NYH ULSD	288.55	330.34	486.48
USGC 3%	51.13	57.38	63.88

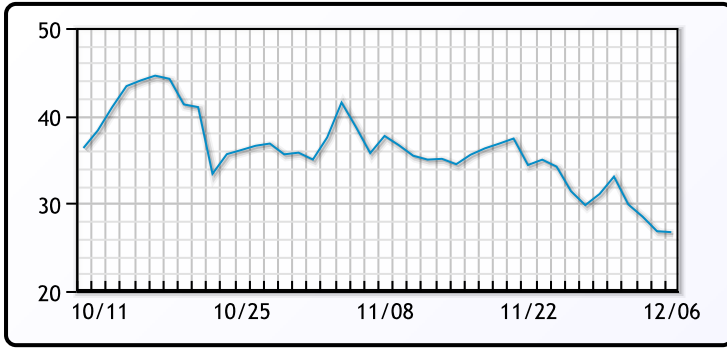
WTI Diffs



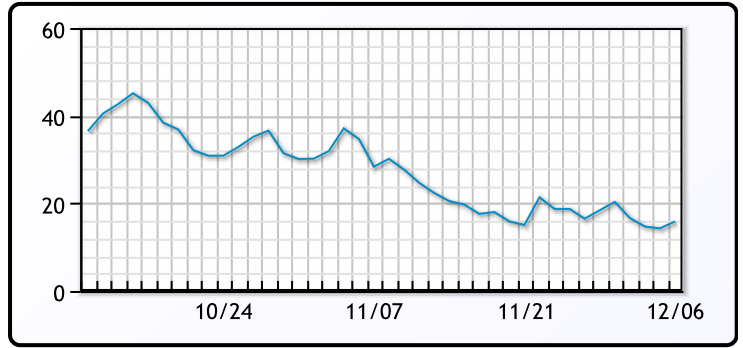
5-3-2 CRACK



3-2-1 Crack



Gulf 3-2-1 Crack



NGLs

MB

	Last	Week Ago	Month Ago
Butane	92	94.375	102.5
IsoButane	97.25	102.375	109.75
Natural Gasoline	144.75	149.75	168.25
Propane	68.375	79	88.25

CONWAY

	Last	Week Ago	Month Ago
Butane	91.25	96.5	103.5
IsoButane	117	128	137
Natural Gasoline	148	170	175.5
Propane	71	79.125	90.75

MB NON

	Last	Week Ago	Month Ago
Butane	92	94.375	102.5
IsoButane	97.25	102.375	109.75
Natural Gasoline	140.75	145.5	167.25
Propane	67.75	77.13	88.38

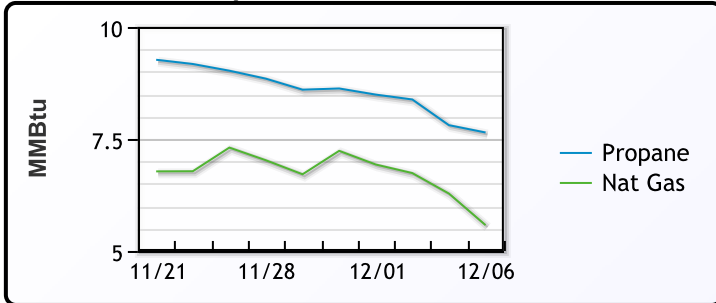
EDMONTON

	Last	Week Ago	Month Ago
Propane	58.63	66.19	75.63

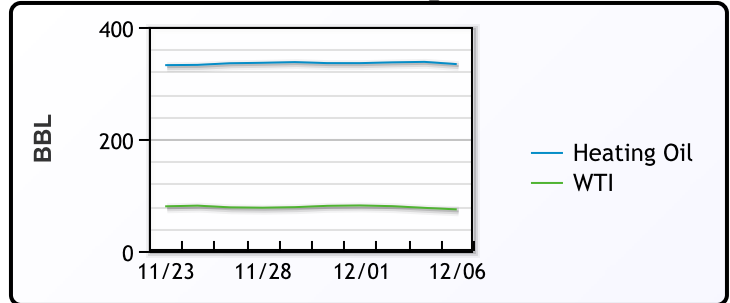
SARNIA

	Last	Week Ago	Month Ago
Propane	101	110	113.5

Propane MT.B Tet vs Nat Gas



WTI vs Heating Oil



FX

	Last	Change
CAD	1.3653	0
DXY	105.578	0.289
Gold	1770.43	-0.61

RATES

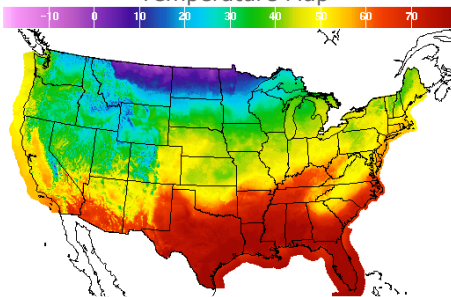
	Last	Change
US 2yr	4.3664	-0.021
US 10yr	3.5314	-0.0422
CAN 10yr	2.775	-0.041

EQUITIES

	Last	Change
Nasdaq	11014.89	-225.05
TSX	1211.99	-14.245
S&P 500	3941.26	-57.58

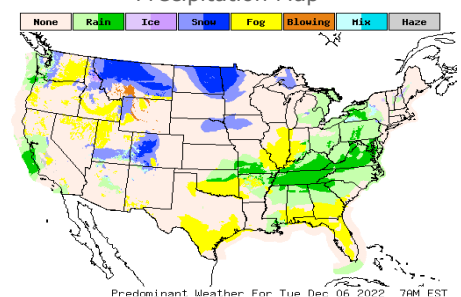
Weather Data

Temperature Map



City	HIGH °F	LOW °F
Calgary	0	-8
Conway	3	-10
Cushing	53	44
Denver	48	32
Houston	79	67
Mont Belvieu	74	65
Sarnia	41	37
Williston	8	-6

Precipitation Map



This report has been prepared by PFL Petroleum Limited personnel for your information only and the views expressed are intended to provide market commentary and are not recommendations. This report is not an offer to sell or a solicitation of any offer to buy any security. The information contained herein has been compiled by PFL from sources believed to be reliable, but no representation or warranty, express or implied, is made by PFL Petroleum Limited, its affiliates or any other person as to its accuracy, completeness or correctness. Copyright 2017 PFL Petroleum Limited. All Rights Reserved