



MARKET DAILY

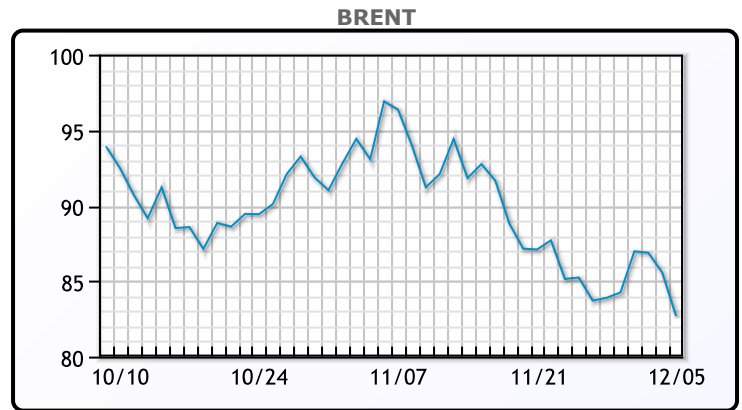
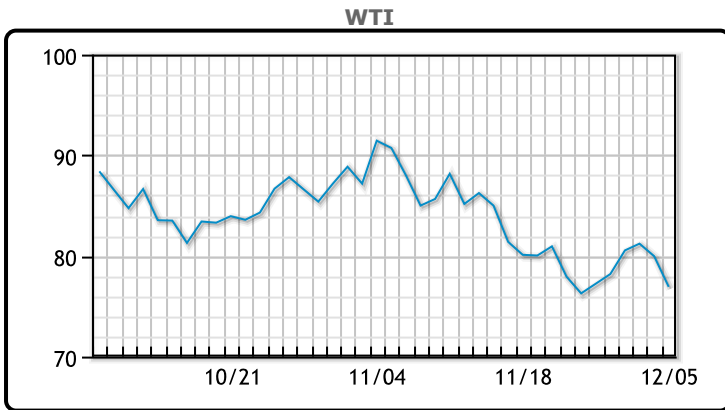
<https://www.pflpetroleum.com>
 1865 Veterans Park Dr. Suite 303
 Naples, Florida 34109
 Phone: 239-390-2885
 Fax: 239-949-0611
 Dec 5, 2022 8:02 PM

Major Energy Futures		
	Settle	Change
Brent	82.68	-2.89
Gas Oil	893.5	-40.5
Natural Gas	5.577	-0.704
RBOB	220.19	-7.85
ULSD	299.98	-16.87
WTI	76.93	-3.05

Market Commentary

Oil prices were lower today, following other financial markets lower on worries of an aggressive monetary policy. Service industry activity unexpectedly picked up in November, a strange good news is bad news situation that could give the Fed more wiggle room to keep tightening. "Macro-economic jitters about the Fed and what they're going to do on interest rates are taking over the market," said Phil Flynn, an analyst at Price Futures group". Prices had initially rallied earlier in the session on the EU price cap, but its effects will ultimately be limited due to India and China. WTI traded down \$3.05 or 3.8% to close at \$76.93. Brent traded down \$2.89 or -3.4% to close at \$82.68.

Crude & Product Markets

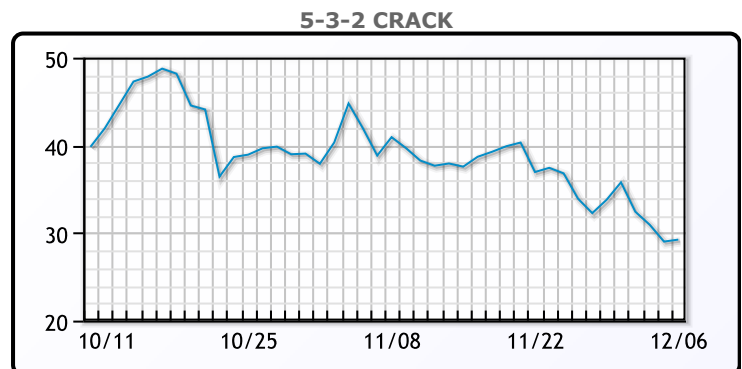
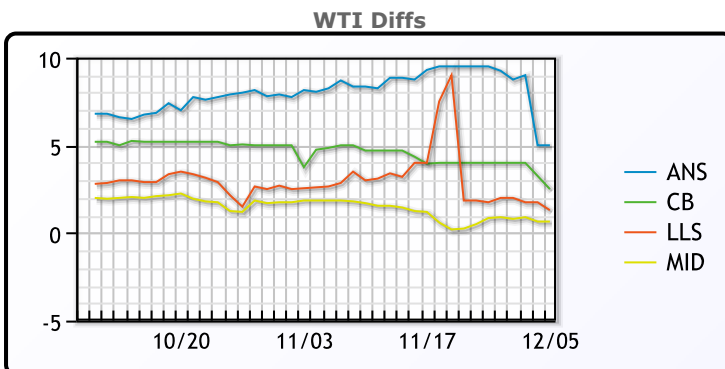


CRUDE

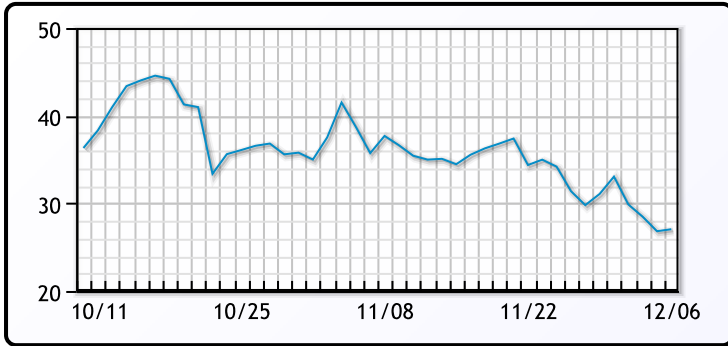
	Last	Week Ago	Month Ago
ANS	81.93	86.74	101.31
BLS	79.43	81.24	97.61
LLS	78.23	78.99	95.46
Mid	77.58	78.09	94.46
WTI	76.93	77.24	92.61

PRODUCTS

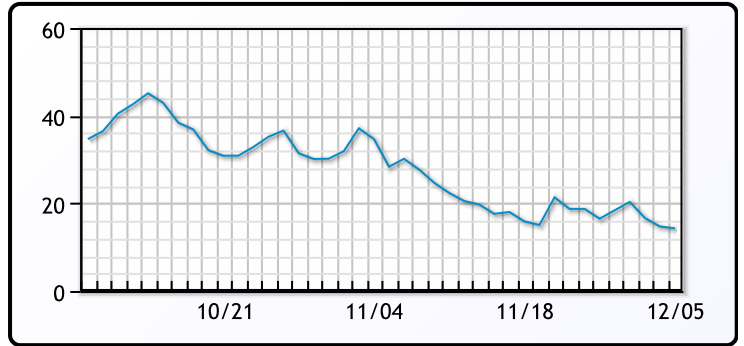
	Last	Week Ago	Month Ago
Gulf RBOB	200.44	206.73	258.23
Gulf ULSD	276.73	289.39	384.98
NYH RBOB	222.31	243.06	314.48
NYH ULSD	300.03	322.17	486.48
USGC 3%	55.13	57.13	63.88



3-2-1 Crack



Gulf 3-2-1 Crack



NGLs

MB

	Last	Week Ago	Month Ago
Butane	94.5	93.5	103
IsoButane	98.5	99.5	109
Natural Gasoline	149	160	168.25
Propane	69.75	78	88.38

CONWAY

	Last	Week Ago	Month Ago
Butane	93.5	97.75	102.75
IsoButane	118.5	130	135
Natural Gasoline	151.5	168	176.25
Propane	72.13	77	90.88

MB NON

	Last	Week Ago	Month Ago
Butane	94.5	93.88	102.75
IsoButane	98.5	99.5	109
Natural Gasoline	146.5	144	167.25
Propane	68.75	77.75	88.38

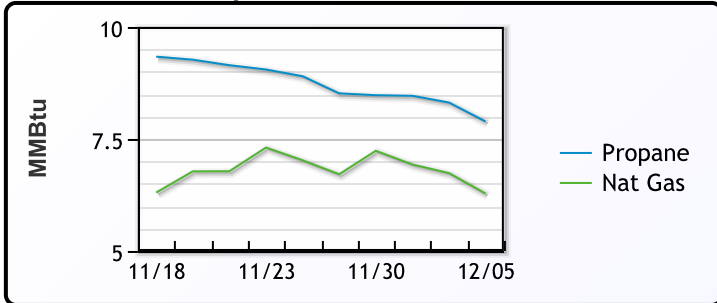
EDMONTON

	Last	Week Ago	Month Ago
Propane	60.13	67	75.63

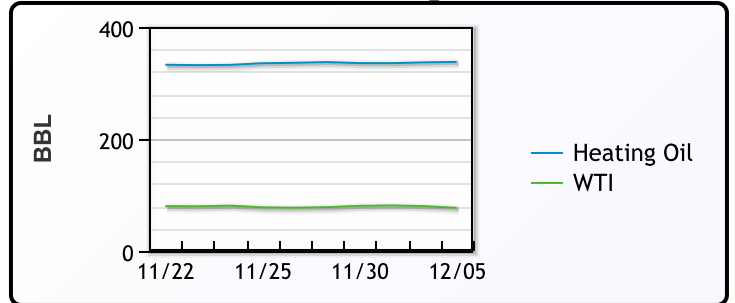
SARNIA

	Last	Week Ago	Month Ago
Propane	101.5	110	113.5

Propane MT.B Tet vs Nat Gas



WTI vs Heating Oil



FX

	Last	Change
CAD	1.3583	-0.0005
DXY	105.144	-0.145
Gold	1770.72	2.04

RATES

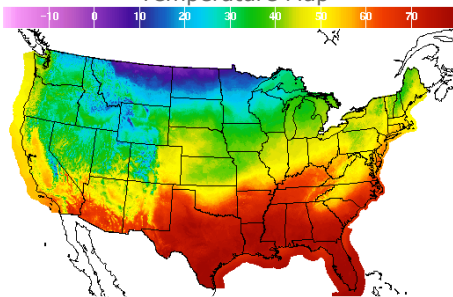
	Last	Change
US 2yr	4.377	-0.0104
US 10yr	3.5718	-0.0018
CAN 10yr	2.816	0.036

EQUITIES

	Last	Change
Nasdaq	11239.94	-221.56
TSX	1226.235	-12.9
S&P 500	3998.84	-72.86

Weather Data

Temperature Map



City	HIGH °F	LOW °F
Calgary	15	3
Conway	20	-5
Cushing	66	41
Denver	52	39
Houston	80	65
Mont Belvieu	76	63
Sarnia	39	31
Williston	15	8

Precipitation Map

