



# MARKET DAILY

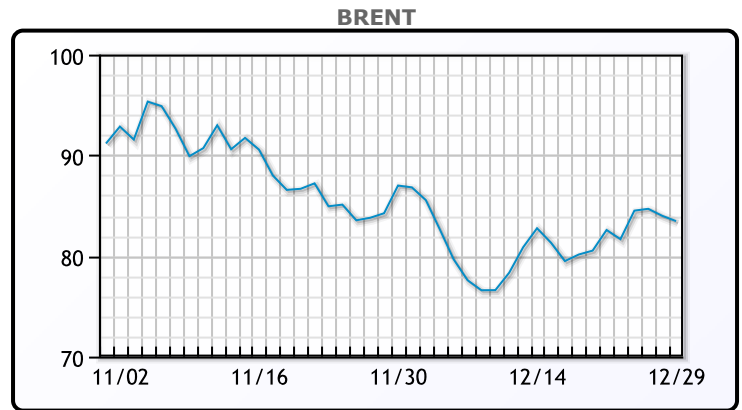
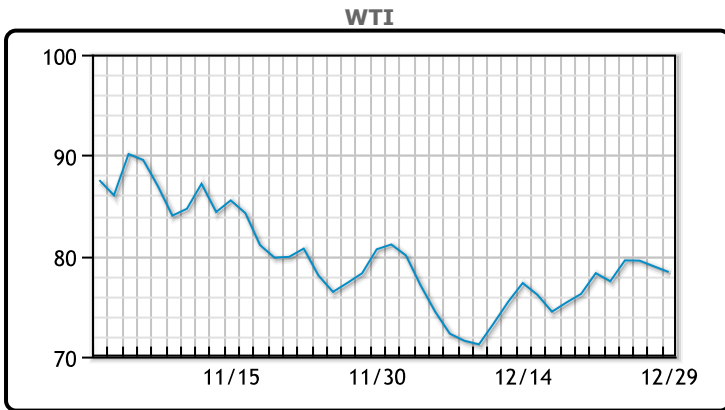
<https://www.pflpetroleum.com>  
 1865 Veterans Park Dr. Suite 303  
 Naples, Florida 34109  
 Phone: 239-390-2885  
 Fax: 239-949-0611  
 Dec 29, 2022 9:23 PM

Major Energy Futures		
	Settle	Change
Brent	82.26	-1.00
Gas Oil	918.75	-1.75
Natural Gas	4.559	-0.126
RBOB	237.07	0.27
ULSD	331.3	-6.48
WTI	78.4	-1.13

**Market Commentary**

Oil prices were lower today, trading down for a second straight session with thin liquidity. Oil inventories rose last week unexpectedly on rising imports and falling exports. However the market looked at the report as generally favorable as implied demand increased resulting in large draws of refined products. "Crude is limping towards the end of the year in thin trading - uninspired by the lifting of COVID restrictions in China amid skyrocketing cases, with little to galvanize crude bulls or bears in today's benign EIA report," said Matt Smith, lead oil analyst at Kpler. Oil prices pared losses later in the session as the dollar weakened. WTI traded down \$1.13 or -.7% to close at \$78.40. Brent traded down \$1.00 or -1.2% to close at \$82.26.

## Crude & Product Markets

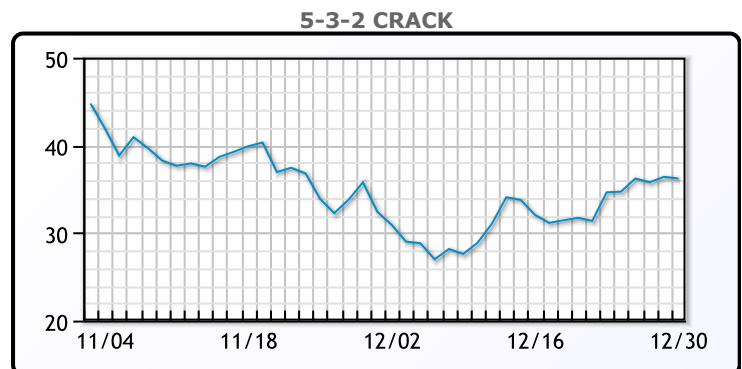
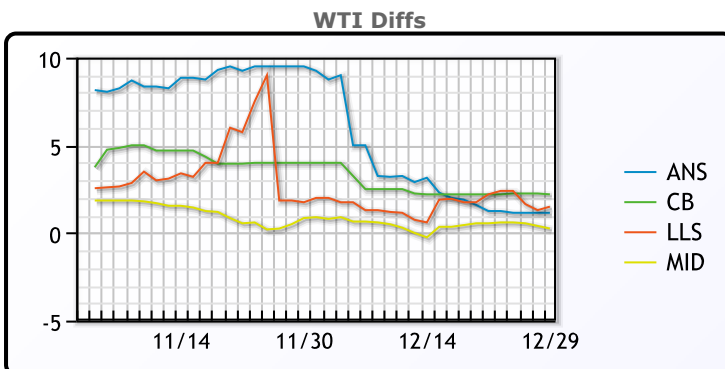


**CRUDE**

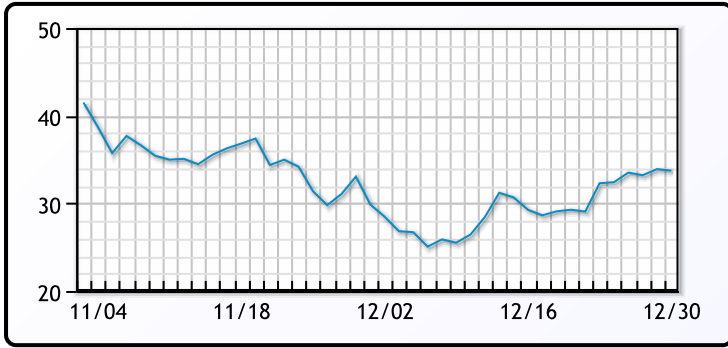
	Last	Week Ago	Month Ago
ANS	79.55	78.61	87.45
BLS	80.6	79.56	82.2
LLS	79.9	79.76	80.2
Mid	78.65	77.96	79.1
WTI	78.4	77.36	78.2

**PRODUCTS**

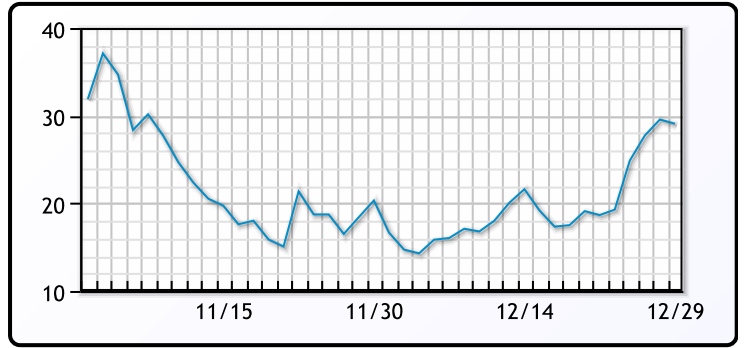
	Last	Week Ago	Month Ago
Gulf RBOB	228.67	210.38	210.28
Gulf ULSD	326.83	299.14	300.01
NYH RBOB	236.69	223.75	236.96
NYH ULSD	331.3	311.26	330.34
USGC 3%	58.38	56.88	57.38



**3-2-1 Crack**



**Gulf 3-2-1 Crack**



**NGLs**

**MB**

	Last	Week Ago	Month Ago
Butane	101.5	94.25	94.13
IsoButane	99.75	94.75	102.13
Natural Gasoline	151	148	149.75
Propane	70.75	71	77.63

**CONWAY**

	Last	Week Ago	Month Ago
Butane	95.38	92.75	96.13
IsoButane	130	124.5	130
Natural Gasoline	160	147.5	167.5
Propane	77	74	77.69

**MB NON**

	Last	Week Ago	Month Ago
Butane	101.5	94.25	94.13
IsoButane	99.75	94.75	102.13
Natural Gasoline	151	146	144.25
Propane	70.75	70.25	77.13

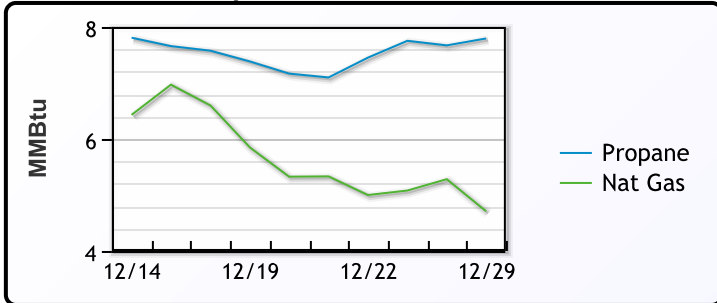
**EDMONTON**

	Last	Week Ago	Month Ago
Propane	65.5	63.5	66.19

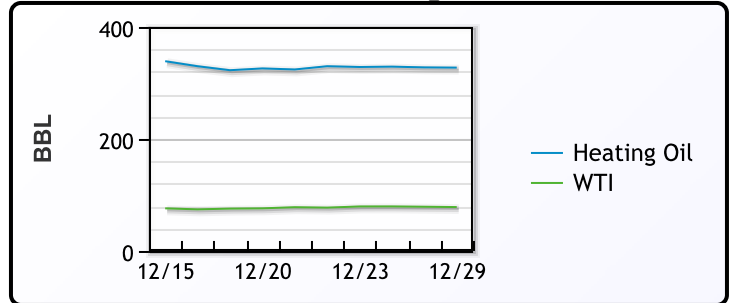
**SARNIA**

	Last	Week Ago	Month Ago
Propane	100	98	110

**Propane MT.B Tet vs Nat Gas**



**WTI vs Heating Oil**



**FX**

	Last	Change
CAD	1.3551	0.0003
DXY	103.977	0.141
Gold	1817.07	2.16

**RATES**

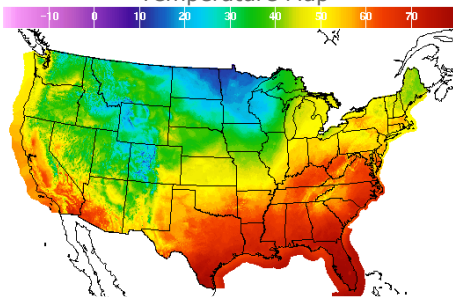
	Last	Change
US 2yr	4.374	0.0125
US 10yr	3.8202	0.0057
CAN 10yr	3.269	-0.021

**EQUITIES**

	Last	Change
Nasdaq	10478.09	264.8
TSX	1176.314	11.544
S&P 500	3849.28	66.06

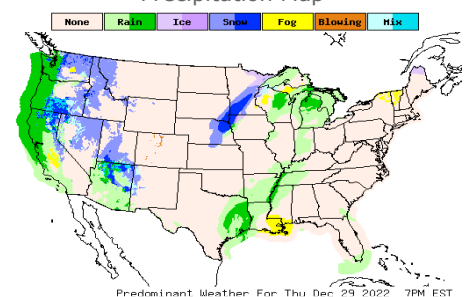
**Weather Data**

**Temperature Map**



City	HIGH °F	LOW °F
Calgary	25	13
Conway	20	3
Cushing	65	48
Denver	32	19
Houston	77	63
Mont Belvieu	71	60
Sarnia	47	36
Williston	16	4

**Precipitation Map**



This report has been prepared by PFL Petroleum Limited personnel for your information only and the views expressed are intended to provide market commentary and are not recommendations. This report is not an offer to sell or a solicitation of any offer to buy any security. The information contained herein has been compiled by PFL from sources believed to be reliable, but no representation or warranty, express or implied, is made by PFL Petroleum Limited, its affiliates or any other person as to its accuracy, completeness or correctness. Copyright 2017 PFL Petroleum Limited. All Rights Reserved