



MARKET DAILY

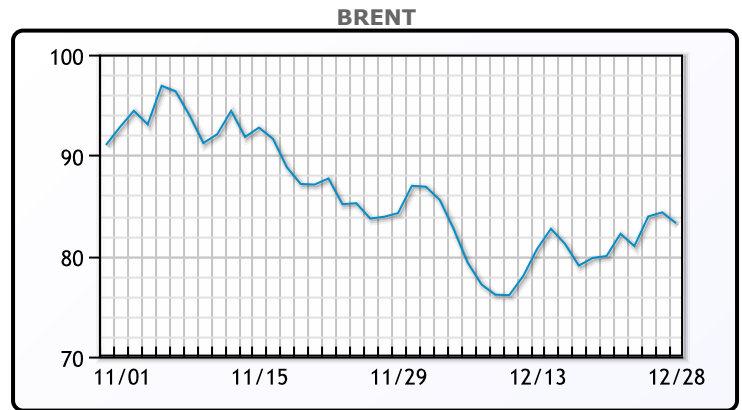
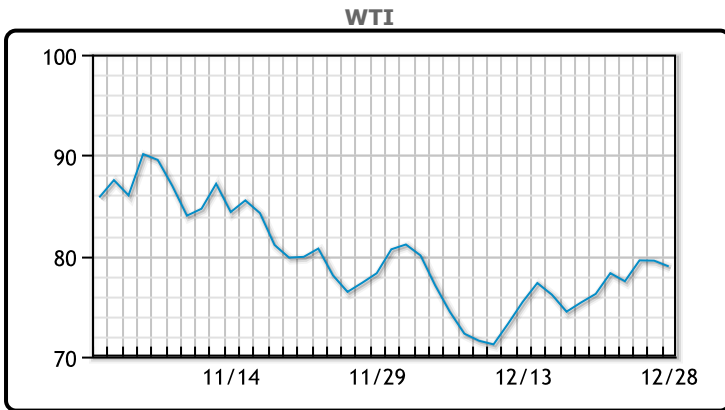
<https://www.pflpetroleum.com>
 1865 Veterans Park Dr. Suite 303
 Naples, Florida 34109
 Phone: 239-390-2885
 Fax: 239-949-0611
 Dec 28, 2022 7:00 PM

Major Energy Futures		
	Settle	Change
Brent	83.26	-0.57
Gas Oil	920.5	62.25
Natural Gas	4.685	-0.433
RBOB	236.29	0.27
ULSD	337.78	2.41
WTI	78.96	-1.07

Market Commentary

Oil was lower today as Covid cases in China continue to surge as the country moves to ease pandemic restrictions. China has stopped requiring inbound travelers to quarantine, a big step toward normalization. Market participants are also forecasting more rate hikes to come as the Fed tries to limit inflation. "My sense is the general risk-off mood has weighed on the oil prices, in a market with thin liquidity," said UBS analyst Giovanni Staunovo. Trading volumes are light with it being a holiday week. WTI traded down \$.57 or -.7% to close at \$78.96. Brent traded down \$1.07 or -1.3% to close at \$83.26.

Crude & Product Markets

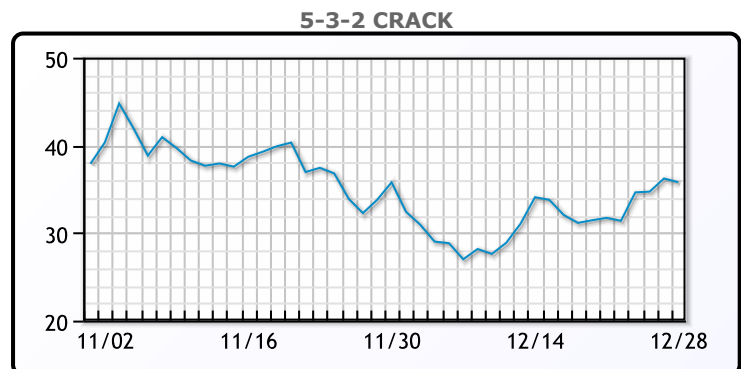
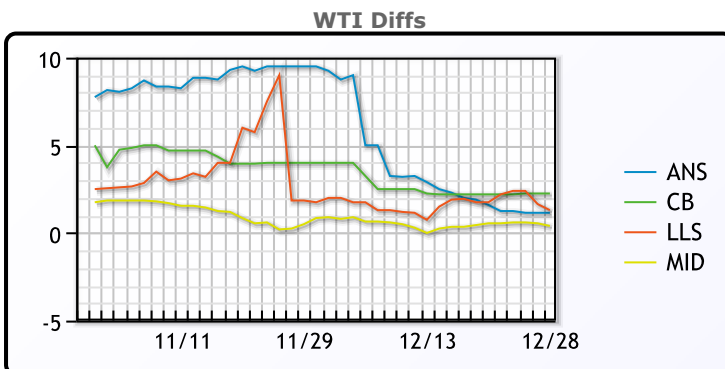


CRUDE

	Last	Week Ago	Month Ago
ANS	80.11	79.39	86.74
BLS	81.21	80.34	81.24
LLS	80.26	80.34	78.99
Mid	79.36	78.69	78.09
WTI	78.96	78.14	77.24

PRODUCTS

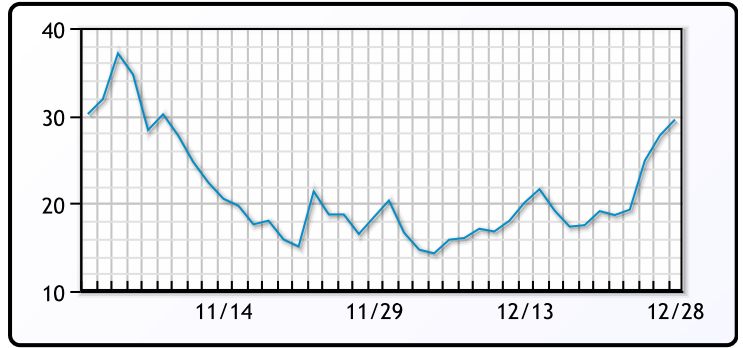
	Last	Week Ago	Month Ago
Gulf RBOB	229.71	210.96	206.73
Gulf ULSD	326.36	298.95	289.39
NYH RBOB	235.91	224.08	243.06
NYH ULSD	336.78	311.95	322.17
USGC 3%	58.63	58.13	57.13



3-2-1 Crack



Gulf 3-2-1 Crack



NGLs

MB

	Last	Week Ago	Month Ago
Butane	98	92	93.5
IsoButane	98.5	92.5	99.5
Natural Gasoline	148.75	148.75	160
Propane	71.38	68.25	78

CONWAY

	Last	Week Ago	Month Ago
Butane	97.75	92	97.75
IsoButane	135	127	130
Natural Gasoline	163	149	168
Propane	76.25	71	77

MB NON

	Last	Week Ago	Month Ago
Butane	98	92	93.88
IsoButane	98.5	92.5	99.5
Natural Gasoline	151.75	146.75	144
Propane	71	67.5	77.75

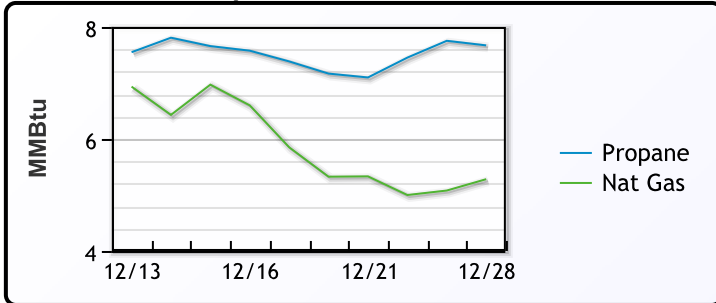
EDMONTON

	Last	Week Ago	Month Ago
Propane	64.75	60.5	67

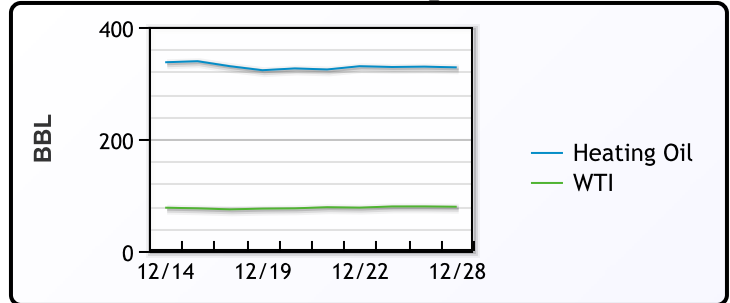
SARNIA

	Last	Week Ago	Month Ago
Propane	100	98.5	110

Propane MT.B Tet vs Nat Gas



WTI vs Heating Oil



FX

	Last	Change
CAD	1.3598	-0.001
DXY	104.463	0.284
Gold	1806.44	2.09

RATES

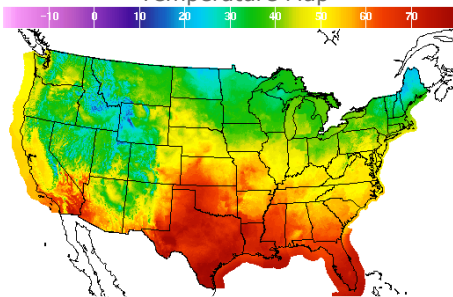
	Last	Change
US 2yr	4.345	-0.0062
US 10yr	3.8694	-0.0133
CAN 10yr	3.29	0.121

EQUITIES

	Last	Change
Nasdaq	10213.29	-139.94
TSX	1164.77	-13.046
S&P 500	3783.22	-46.03

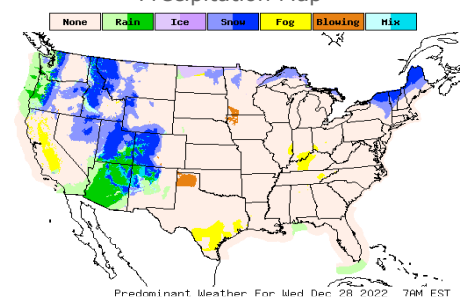
Weather Data

Temperature Map



City	HIGH °F	LOW °F
Calgary	28	21
Conway	24	13
Cushing	61	39
Denver	45	31
Houston	73	45
Mont Belvieu	69	44
Sarnia	37	26
Williston	35	12

Precipitation Map



This report has been prepared by PFL Petroleum Limited personnel for your information only and the views expressed are intended to provide market commentary and are not recommendations. This report is not an offer to sell or a solicitation of any offer to buy any security. The information contained herein has been compiled by PFL from sources believed to be reliable, but no representation or warranty, express or implied, is made by PFL Petroleum Limited, its affiliates or any other person as to its accuracy, completeness or correctness. Copyright 2017 PFL Petroleum Limited. All Rights Reserved