

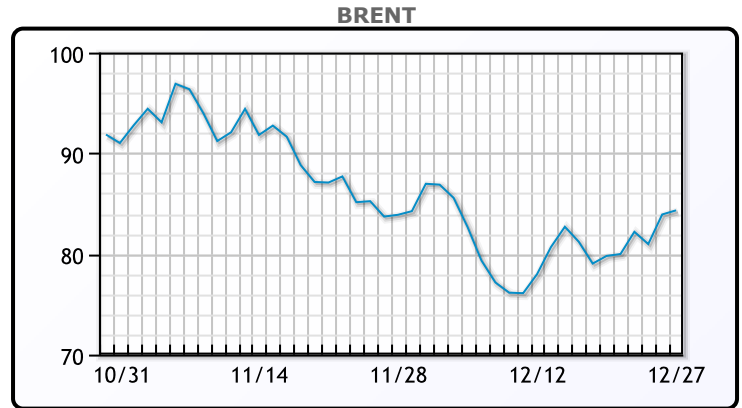
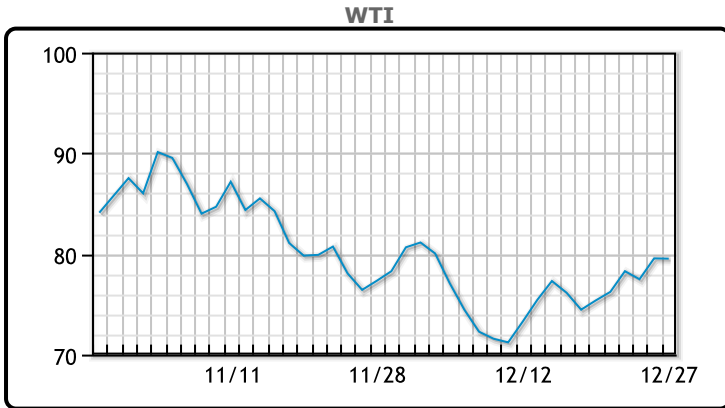


# MARKET DAILY

<https://www.pflpetroleum.com>  
 1865 Veterans Park Dr. Suite 303  
 Naples, Florida 34109  
 Phone: 239-390-2885  
 Fax: 239-949-0611  
 Dec 27, 2022 9:10 PM

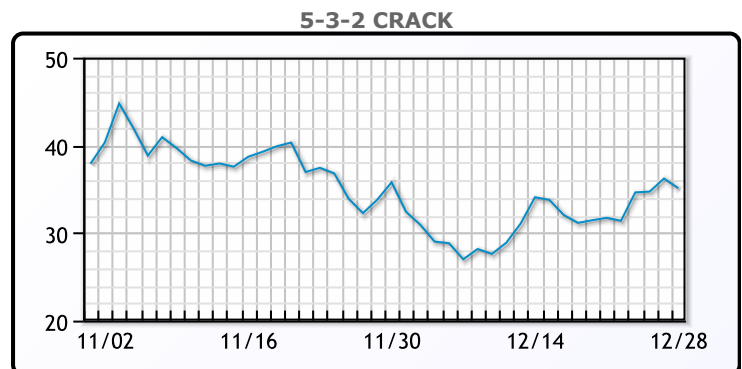
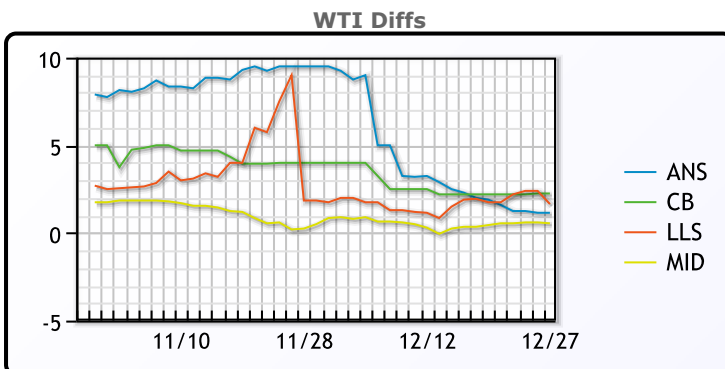
Major Energy Futures		
	Settle	Change
Brent	84.68	0.16
Gas Oil	969.75	62.25
Natural Gas	5.282	0.203
RBOB	236.02	-2.34
ULSD	335.37	8.76
WTI	79.53	-.03

## Crude & Product Markets



CRUDE			
	Last	Week Ago	Month Ago
ANS	80.68	77.69	87.34
BLS	81.78	78.29	81.84
LLS	81.18	77.84	79.69
Mid	80.08	76.64	78.34
WTI	79.53	76.09	77.84

PRODUCTS			
	Last	Week Ago	Month Ago
Gulf RBOB	227.96	210.28	214.93
Gulf ULSD	332.87	286.39	299.43
NYH RBOB	235.4	221.16	267.94
NYH ULSD	335.12	304.89	335.93
USGC 3%	59.13	52.63	59.13



**3-2-1 Crack**



**Gulf 3-2-1 Crack**



**NGLs**

**MB**

	Last	Week Ago	Month Ago
Butane	96.75	91.25	97.5
IsoButane	97.25	92.75	103.63
Natural Gasoline	152.75	144	152.5
Propane	70.25	65	81.5

**CONWAY**

	Last	Week Ago	Month Ago
Butane	96.75	90.5	100
IsoButane	125	125	135
Natural Gasoline	158	146	170
Propane	74.25	67	82.75

**MB NON**

	Last	Week Ago	Month Ago
Butane	96.75	91.25	97.5
IsoButane	97.25	92.75	103.63
Natural Gasoline	152.75	141	149.5
Propane	69.75	64.25	80.75

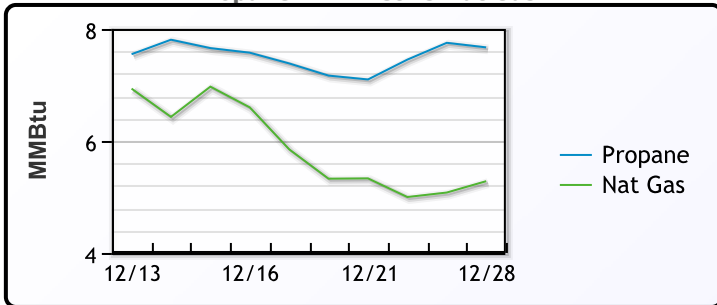
**EDMONTON**

	Last	Week Ago	Month Ago
Propane	62.75	56.5	72.25

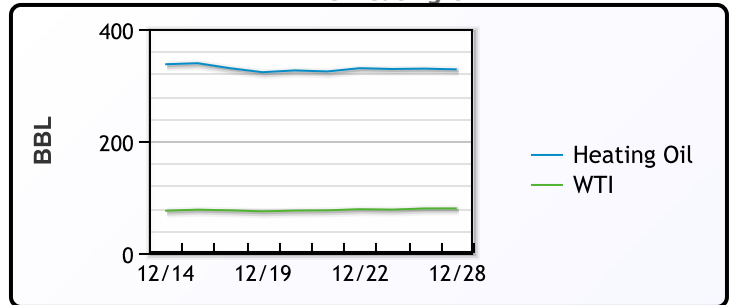
**SARNIA**

	Last	Week Ago	Month Ago
Propane	98	98.5	111

**Propane MT.B Tet vs Nat Gas**



**WTI vs Heating Oil**



**FX**

	Last	Change
CAD	1.3514	-0.0009
DXY	104.136	-0.043
Gold	1805.09	-8.6

**RATES**

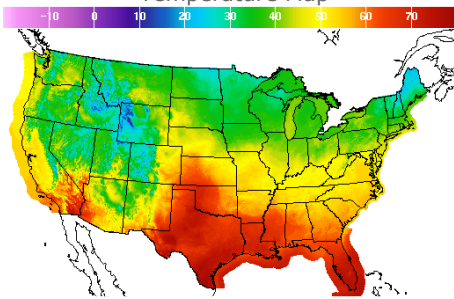
	Last	Change
US 2yr	4.3429	-0.0312
US 10yr	3.8259	-0.0152
CAN 10yr	3.248	0.079

**EQUITIES**

	Last	Change
Nasdaq	10353.23	-144.63
TSX	1177.816	9.169
S&P 500	3829.25	-15.57

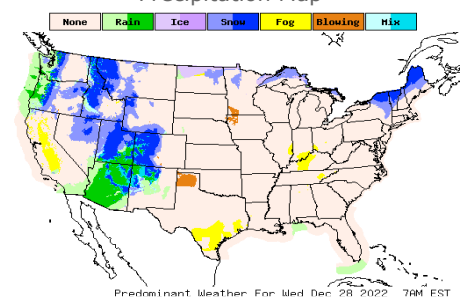
**Weather Data**

**Temperature Map**



City	HIGH °F	LOW °F
Calgary	28	18
Conway	25	9
Cushing	60	39
Denver	42	31
Houston	73	45
Mont Belvieu	69	44
Sarnia	35	26
Williston	36	13

**Precipitation Map**



This report has been prepared by PFL Petroleum Limited personnel for your information only and the views expressed are intended to provide market commentary and are not recommendations. This report is not an offer to sell or a solicitation of any offer to buy any security. The information contained herein has been compiled by PFL from sources believed to be reliable, but no representation or warranty, express or implied, is made by PFL Petroleum Limited, its affiliates or any other person as to its accuracy, completeness or correctness. Copyright 2017 PFL Petroleum Limited. All Rights Reserved