



MARKET DAILY

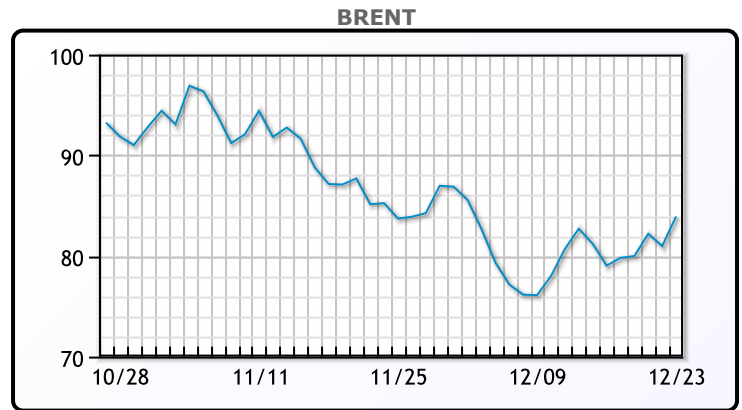
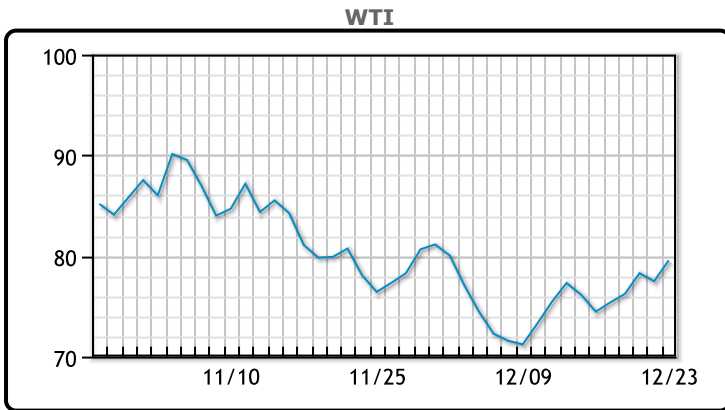
<https://www.pflpetroleum.com>
 1865 Veterans Park Dr. Suite 303
 Naples, Florida 34109
 Phone: 239-390-2885
 Fax: 239-949-0611
 Dec 23, 2022 6:48 PM

Major Energy Futures		
	Settle	Change
Brent	83.92	2.94
Gas Oil	907.5	3.75
Natural Gas	5.079	-0.333
RBOB	238.36	-0.7
ULSD	326.61	-0.81
WTI	79.56	2.07

Market Commentary

Oil rose today in another volatile trading session. U.S. West Texas Intermediate crude futures settled at \$79.56 per barrel, up \$2.07 per barrel (+2.67%). Brent crude futures settled at US\$83.92 per barrel, up US\$2.94 per barrel on the trading day, or (+2.94%). Natural gas was up a mere 8 cents per MMBTU or (+1.6%) to close at \$5.08 per MMBTU. Prices were muted despite the winter storm hitting the U.S. now and through the weekend as by the end of next week the weather patterns will swift and we will be unseasonably warm! We hope that everyone has a wonderful Christmas and we will resume our regular market coverage on Tuesday of next week. God Bless North America!

Crude & Product Markets

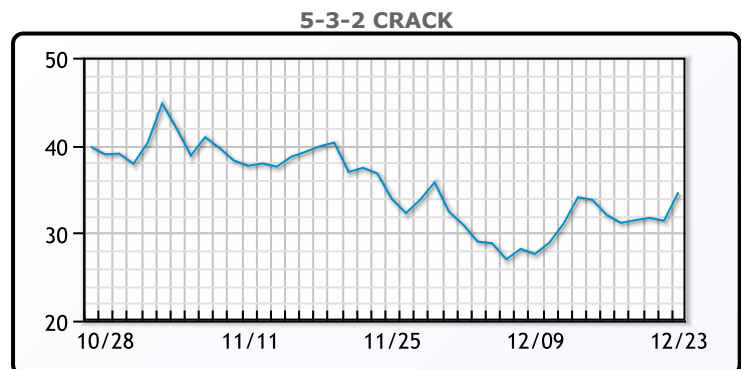
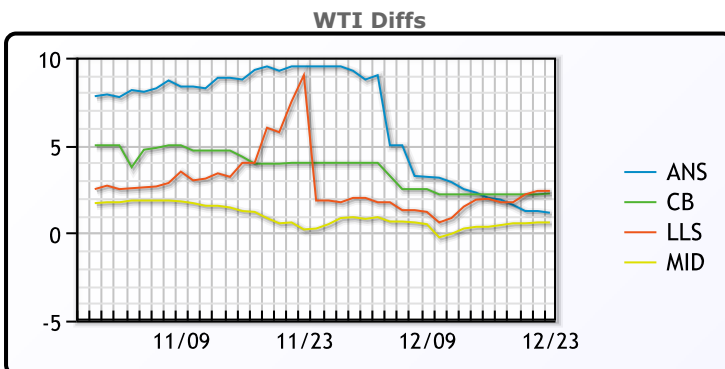


CRUDE

	Last	Week Ago	Month Ago
ANS	80.61	76.29	87.34
BLS	81.71	76.49	81.84
LLS	81.86	76.24	79.69
Mid	80.06	74.64	78.34
WTI	79.46	74.29	77.84

PRODUCTS

	Last	Week Ago	Month Ago
Gulf RBOB	228.11	192.48	214.93
Gulf ULSD	319.86	291.49	299.43
NYH RBOB	237.36	212.1	267.94
NYH ULSD	326.36	310.74	335.93
USGC 3%	59.38	52.63	59.13



3-2-1 Crack



Gulf 3-2-1 Crack



NGLs

MB

	Last	Week Ago	Month Ago
Butane	96.5	91	97.25
IsoButane	99.5	93	105
Natural Gasoline	148	143.5	157
Propane	71.25	67.75	81

CONWAY

	Last	Week Ago	Month Ago
Butane	95	91	99.5
IsoButane	124	116.5	135
Natural Gasoline	157	140	167
Propane	75.5	70.5	82

MB NON

	Last	Week Ago	Month Ago
Butane	96.5	91	97.25
IsoButane	99.5	93	105
Natural Gasoline	154	136.25	146.5
Propane	70.25	68.63	82.25

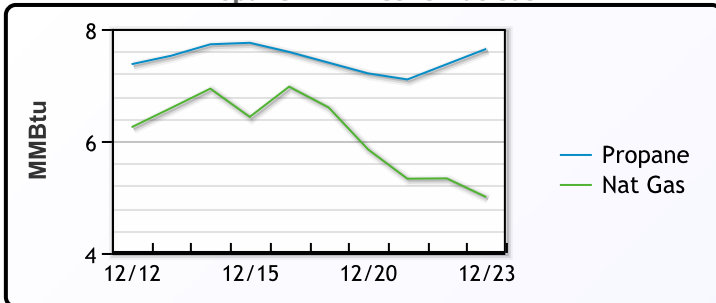
EDMONTON

	Last	Week Ago	Month Ago
Propane	63.5	60	72.38

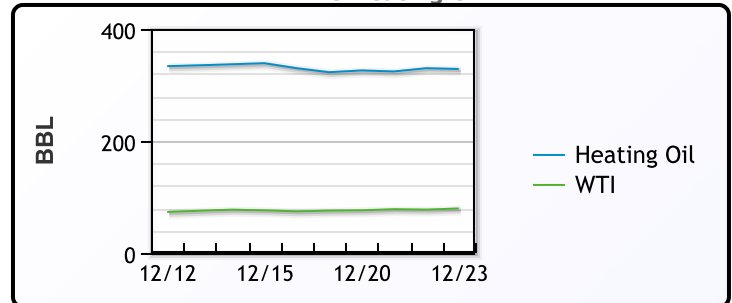
SARNIA

	Last	Week Ago	Month Ago
Propane	98	97.75	115.25

Propane MT.B Tet vs Nat Gas



WTI vs Heating Oil



FX

	Last	Change
CAD	1.3599	-0.0057
DXY	104.314	-0.119
Gold	1798.2	5.68

RATES

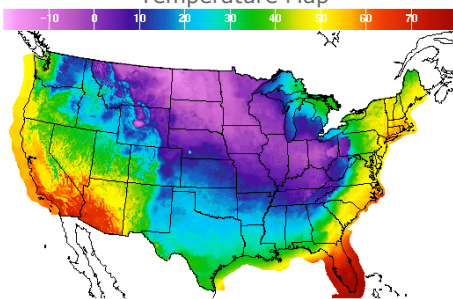
	Last	Change
US 2yr	4.3211	0.0497
US 10yr	3.7472	0.0686
CAN 10yr	3.169	0.09

EQUITIES

	Last	Change
Nasdaq	10497.86	21.74
TSX	1177.816	9.169
S&P 500	3844.82	22.43

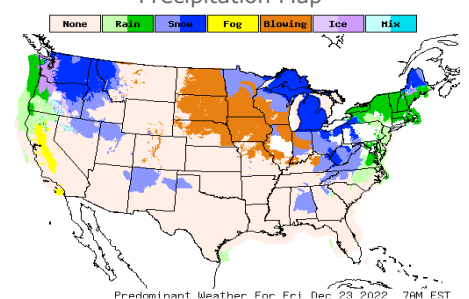
Weather Data

Temperature Map



City	HIGH °F	LOW °F
Calgary	0	-21
Conway	-3	-10
Cushing	15	1
Denver	17	0
Houston	30	18
Mont Belvieu	31	16
Sarnia	36	6
Williston	-9	-27

Precipitation Map



This report has been prepared by PFL Petroleum Limited personnel for your information only and the views expressed are intended to provide market commentary and are not recommendations. This report is not an offer to sell or a solicitation of any offer to buy any security. The information contained herein has been compiled by PFL from sources believed to be reliable, but no representation or warranty, express or implied, is made by PFL Petroleum Limited, its affiliates or any other person as to its accuracy, completeness or correctness. Copyright 2017 PFL Petroleum Limited. All Rights Reserved