



MARKET DAILY

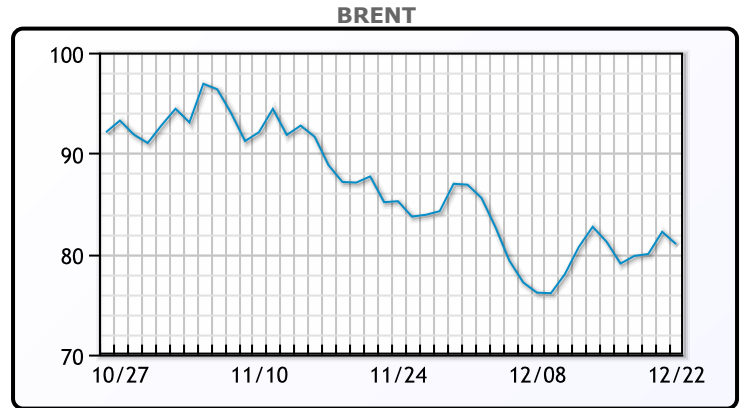
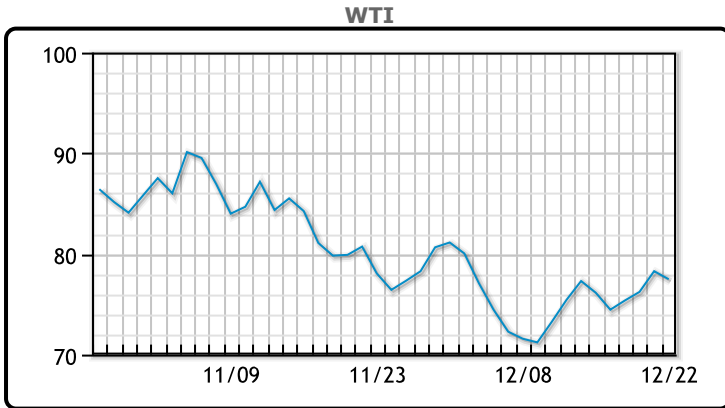
<https://www.pflpetroleum.com>
 1865 Veterans Park Dr. Suite 303
 Naples, Florida 34109
 Phone: 239-390-2885
 Fax: 239-949-0611
 Dec 22, 2022 6:47 PM

Major Energy Futures		
	Settle	Change
Brent	80.98	-1.22
Gas Oil	895	23.5
Natural Gas	4.999	-0.333
RBOB	224.88	-0.7
ULSD	313.14	-0.81
WTI	77.49	-0.8

Market Commentary

Oil fell today in volatile trade as the impact of tighter U.S. crude stocks due to a winter storm in the U.S. was outweighed by fears that Federal Reserve interest rate hikes and China's rising COVID-19 cases would dent demand. U.S. West Texas Intermediate crude futures settled at \$77.49 per barrel, falling by 80 cents per barrel (-1%). Brent crude futures settled at US\$80.98 per barrel, losing US\$1.22 per barrel on the trading day, or (-1.5%). Both benchmarks were up by more than \$1 per barrel earlier in the trading session. Oil gave up its daily gains after the release of U.S. economic data showed the number of people filing new claims for unemployment benefits increased less than expected last week and the economy rebounded faster than previously estimated in the third quarter -- not good news for interest rate hikes but good news for the people looking for work out there!

Crude & Product Markets

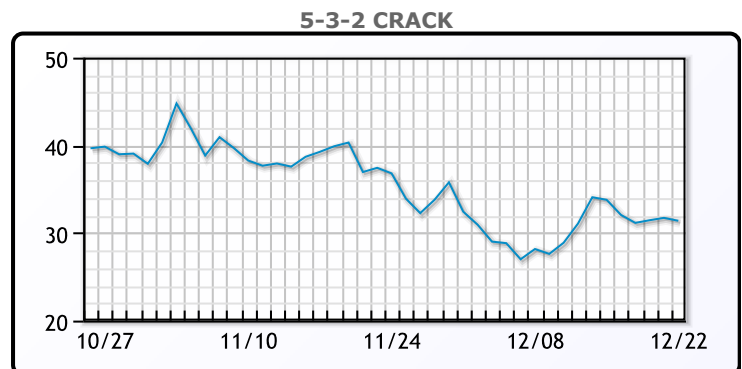
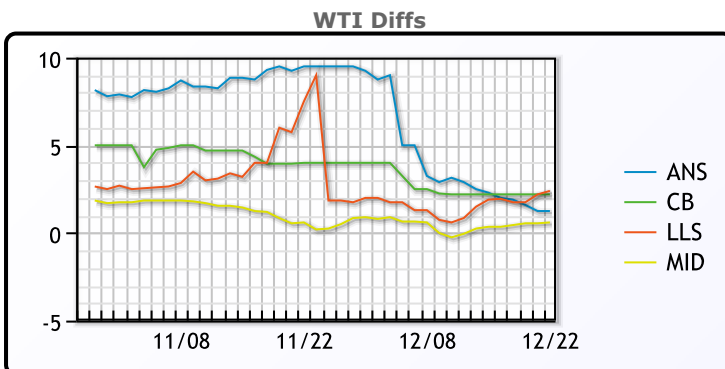


CRUDE

	Last	Week Ago	Month Ago
ANS	78.61	78.41	90.4
BLS	79.56	78.31	84.9
LLS	79.76	78.01	82.75
Mid	77.96	76.46	81.15
WTI	77.36	76.11	80.9

PRODUCTS

	Last	Week Ago	Month Ago
Gulf RBOB	210.38	195.68	221.38
Gulf ULSD	299.14	308.34	308.88
NYH RBOB	223.75	215.78	282.05
NYH ULSD	311.27	327.34	351.13
USGC 3%	56.88	55.13	61.13



3-2-1 Crack



Gulf 3-2-1 Crack



NGLs

MB

	Last	Week Ago	Month Ago
Butane	93.75	92.25	98.5
IsoButane	95.75	95.25	106.25
Natural Gasoline	148	143.5	157
Propane	70	69.5	82.625

CONWAY

	Last	Week Ago	Month Ago
Butane	93	92.62	100.5
IsoButane	124	120.5	40
Natural Gasoline	151	143.5	166.5
Propane	73.25	71.5	84

MB NON

	Last	Week Ago	Month Ago
Butane	93.75	92.25	98.5
IsoButane	95.75	95.25	106.25
Natural Gasoline	146.75	140	151.25
Propane	70.25	68.63	82.25

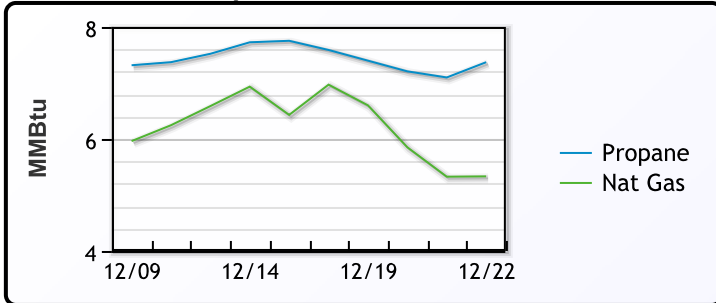
EDMONTON

	Last	Week Ago	Month Ago
Propane	63.5	60	72.38

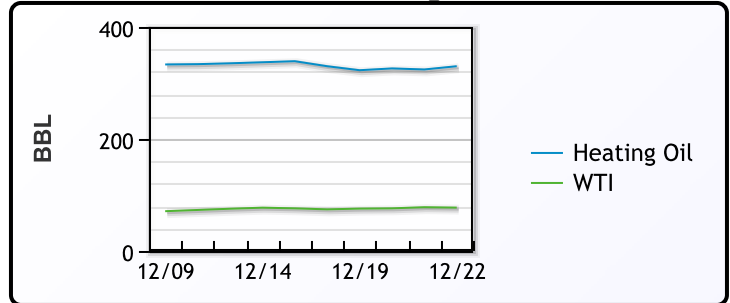
SARNIA

	Last	Week Ago	Month Ago
Propane	98	97.75	115.25

Propane MT.B Tet vs Nat Gas



WTI vs Heating Oil



FX

	Last	Change
CAD	1.3641	-0.0015
DXY	104.433	0.271
Gold	1793.27	0.75

RATES

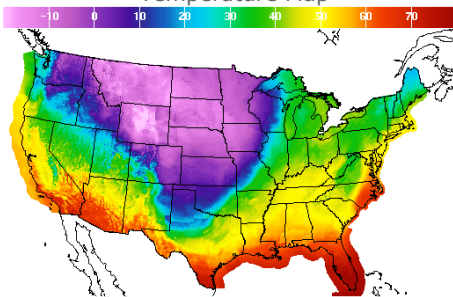
	Last	Change
US 2yr	4.2714	0.0587
US 10yr	3.6786	0.0166
CAN 10yr	3.079	0.058

EQUITIES

	Last	Change
Nasdaq	10476.12	-233.25
TSX	1168.647	-12.822
S&P 500	3822.39	-56.05

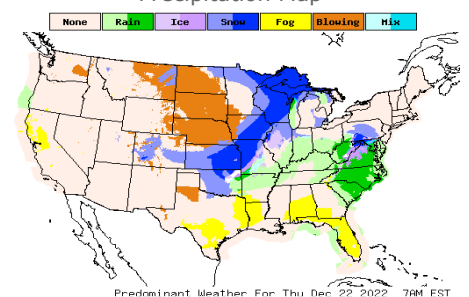
Weather Data

Temperature Map



City	HIGH °F	LOW °F
Calgary	-10	-24
Conway	-2	-11
Cushing	36	2
Denver	0	-9
Houston	56	26
Mont Belvieu	55	24
Sarnia	40	28
Williston	-5	-14

Precipitation Map



This report has been prepared by PFL Petroleum Limited personnel for your information only and the views expressed are intended to provide market commentary and are not recommendations. This report is not an offer to sell or a solicitation of any offer to buy any security. The information contained herein has been compiled by PFL from sources believed to be reliable, but no representation or warranty, express or implied, is made by PFL Petroleum Limited, its affiliates or any other person as to its accuracy, completeness or correctness. Copyright 2017 PFL Petroleum Limited. All Rights Reserved