



MARKET DAILY

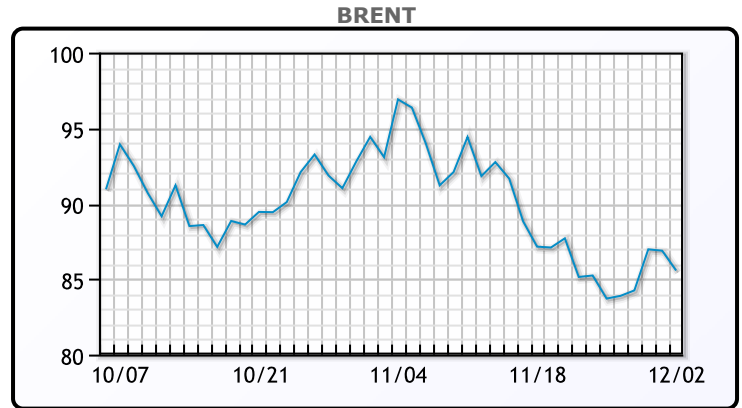
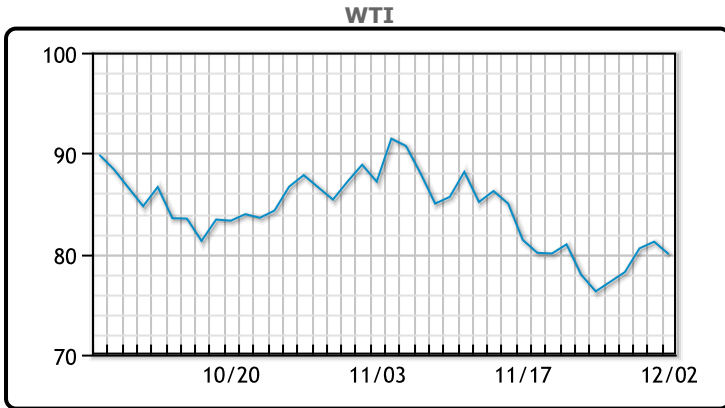
<https://www.pflpetroleum.com>
 1865 Veterans Park Dr. Suite 303
 Naples, Florida 34109
 Phone: 239-390-2885
 Fax: 239-949-0611
 Dec 2, 2022 10:21 PM

Major Energy Futures		
	Settle	Change
Brent	85.57	-1.31
Gas Oil	912.25	25.5
Natural Gas	6.281	-0.192
RBOB	228.04	-4.27
ULSD	316.85	-10.11
WTI	79.98	-1.24

Market Commentary

Oil prices were lower today ahead of the OPEC+ meeting and the EU oil ban. "Traders will be hesitant to be short over the weekend if there are growing rumblings that OPEC might try to shock and awe the market at their weekend meeting," said Phil Flynn, an analyst at Price Futures group. Russian oil output could fall by 500K-1MM/bpd early in 2023 due to the EU ban on seaborne imports. Both contracts dipped in and out of negative territory, but notched their first weekly gains at around 2.5% and 5%, respectively, after three consecutive weeks of drops. WTI traded down \$1.24 or -1.5% to close at \$79.98. Brent traded down \$1.31 or -1.5% to close at \$85.57.

Crude & Product Markets

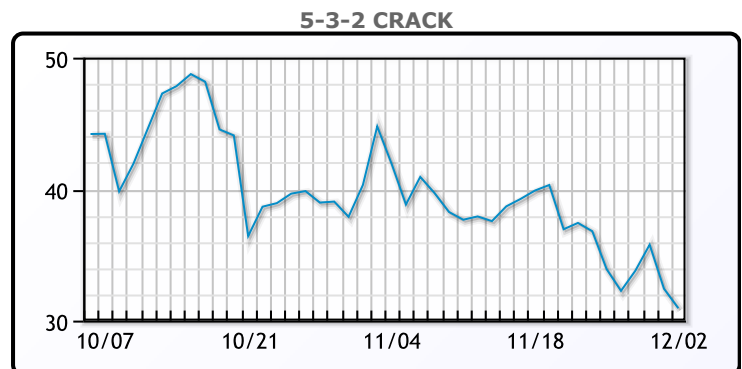
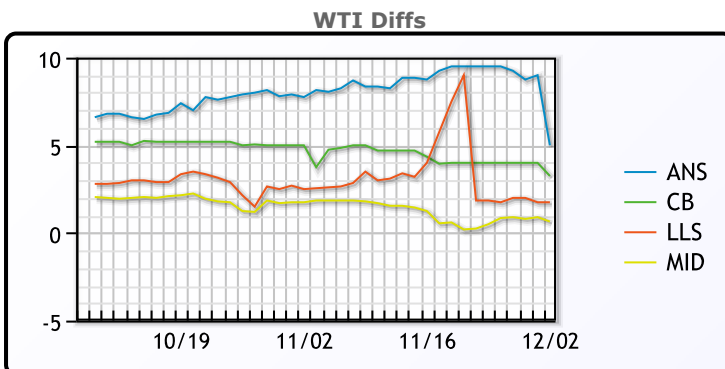


CRUDE

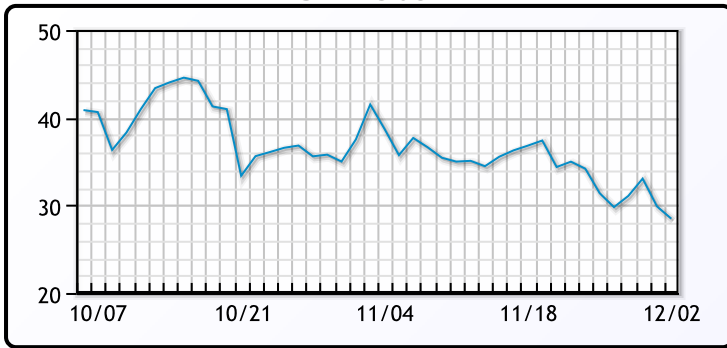
	Last	Week Ago	Month Ago
ANS	84.98	87.34	98.05
BLS	83.23	81.84	94.75
LLS	81.73	79.69	92.6
Mid	80.63	78.34	91.85
WTI	79.98	77.84	90

PRODUCTS

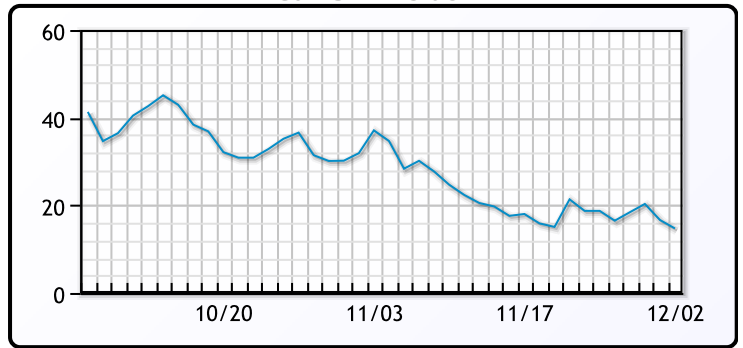
	Last	Week Ago	Month Ago
Gulf RBOB	206.04	214.93	257.6
Gulf ULSD	290.85	299.43	373.49
NYH RBOB	231.04	267.94	306.22
NYH ULSD	318.6	335.93	450.24
USGC 3%	56.88	59.13	62.13



3-2-1 Crack



Gulf 3-2-1 Crack



NGLs

MB

	Last	Week Ago	Month Ago
Butane	97.13	97.5	101.5
IsoButane	101	103.63	108
Natural Gasoline	155.25	152.5	168
Propane	72.25	81.5	88

CONWAY

	Last	Week Ago	Month Ago
Butane	96.5	100	103.75
IsoButane	120	135	126.5
Natural Gasoline	163.5	170	171
Propane	74.38	82.75	89.75

MB NON

	Last	Week Ago	Month Ago
Butane	97	97.5	102
IsoButane	101	103.63	108
Natural Gasoline	152.25	149.5	167
Propane	71.25	80.75	88

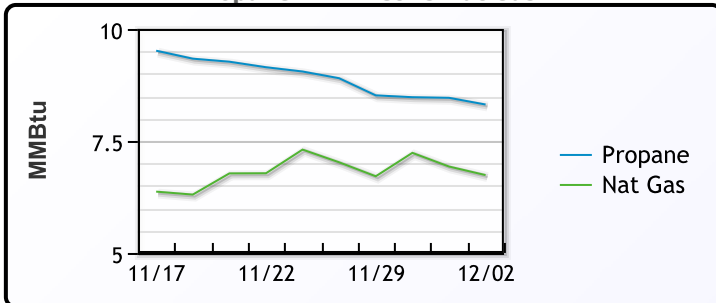
EDMONTON

	Last	Week Ago	Month Ago
Propane	62.38	72.25	74.75

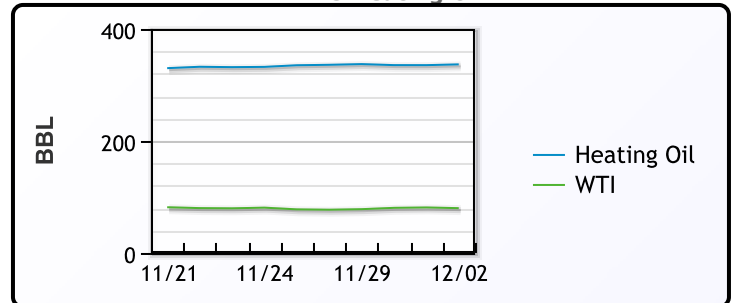
SARNIA

	Last	Week Ago	Month Ago
Propane	106.5	111	116.5

Propane MT.B Tet vs Nat Gas



WTI vs Heating Oil



FX

	Last	Change
CAD	1.3468	0.0036
DXY	104.545	-0.183
Gold	1797.63	-5.47

RATES

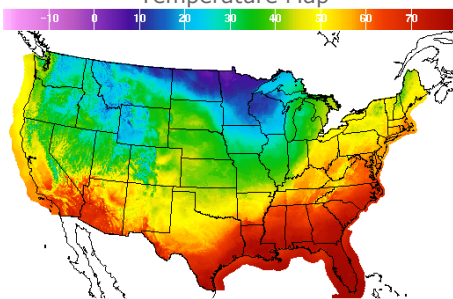
	Last	Change
US 2yr	4.2717	0.0441
US 10yr	3.4862	-0.0186
CAN 10yr	2.78	-0.055

EQUITIES

	Last	Change
Nasdaq	11461.5	-20.95
TSX	1239.135	-3.281
S&P 500	4071.7	-4.87

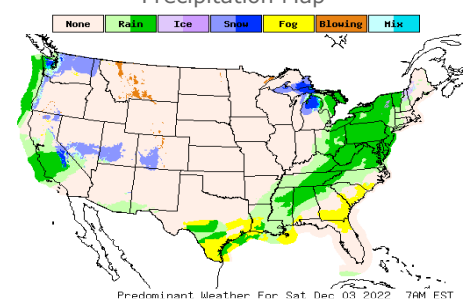
Weather Data

Temperature Map



City	HIGH °F	LOW °F
Calgary	5	-7
Conway	15	0
Cushing	63	46
Denver	54	29
Houston	74	56
Mont Belvieu	72	52
Sarnia	47	30
Williston	13	-6

Precipitation Map



This report has been prepared by PFL Petroleum Limited personnel for your information only and the views expressed are intended to provide market commentary and are not recommendations. This report is not an offer to sell or a solicitation of any offer to buy any security. The information contained herein has been compiled by PFL from sources believed to be reliable, but no representation or warranty, express or implied, is made by PFL Petroleum Limited, its affiliates or any other person as to its accuracy, completeness or correctness. Copyright 2017 PFL Petroleum Limited. All Rights Reserved