



# MARKET DAILY

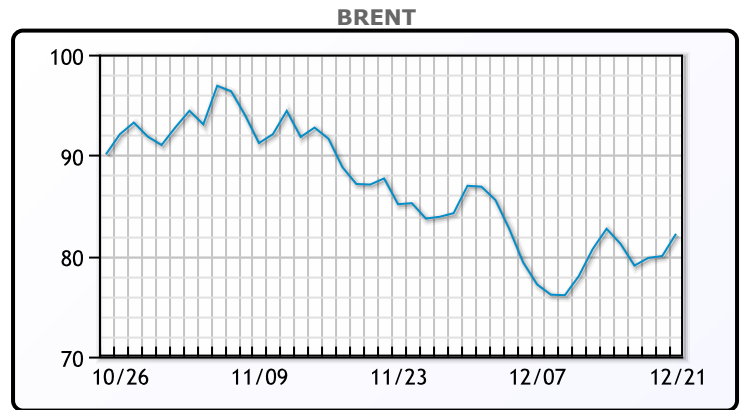
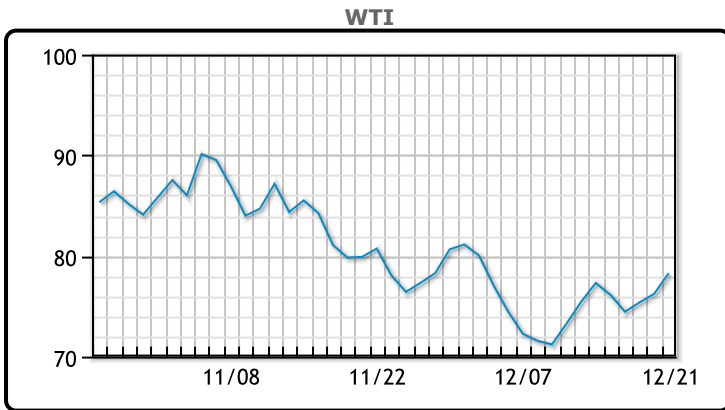
<https://www.pflpetroleum.com>  
 1865 Veterans Park Dr. Suite 303  
 Naples, Florida 34109  
 Phone: 239-390-2885  
 Fax: 239-949-0611  
 Dec 21, 2022 8:56 PM

Major Energy Futures		
	Settle	Change
Brent	82.2	2.21
Gas Oil	891.25	23.5
Natural Gas	5.332	0.006
RBOB	225.58	3.3
ULSD	313.95	8.06
WTI	78.29	2.06

**Market Commentary**

Oil prices were higher today, increasing by more than \$2 on a bullish EIA report. Crude inventories fell by 5.89MM/bbls, compared to estimates of a 1.6MM/bbl draw. "This report is very bullish, especially with the fact that there's a draw from the crude oil equation and distillate inventories stopped their streak of builds ahead of the cold blast," said Phil Flynn, analyst at Price Futures group. Markets are also still awaiting clarity on the Keystone issue, which is a major source of product supplied into US refiners. Saudi Arabia's energy minister boasted that the widely criticized move to cut prices turned out to be the right decision. This could signal continued OPEC+ tightness in the coming months. WTI traded up \$2.06 or 2.7% to close at \$78.29. Brent traded up \$2.21 or 2.76% to close at \$82.20.

## Crude & Product Markets

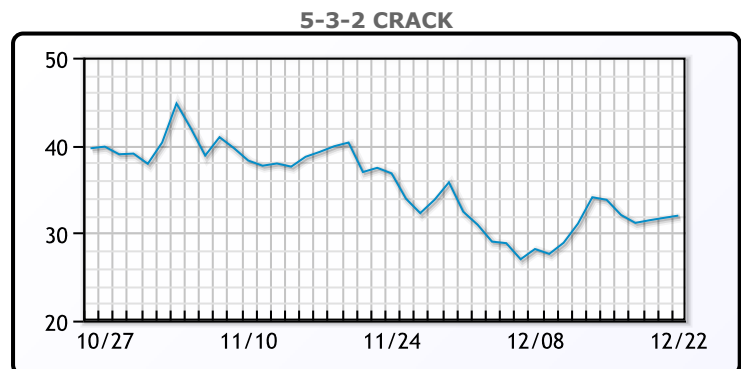
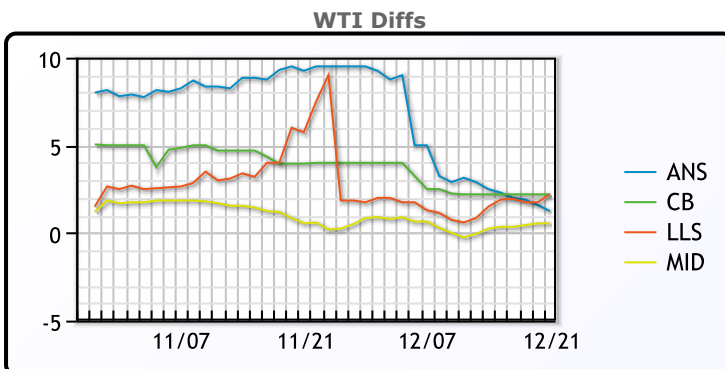


**CRUDE**

	Last	Week Ago	Month Ago
ANS	79.39	79.78	89.23
BLS	80.34	79.48	83.73
LLS	80.34	78.78	88.73
Mid	78.69	77.53	79.93
WTI	78.14	77.28	79.73

**PRODUCTS**

	Last	Week Ago	Month Ago
Gulf RBOB	210.96	205.94	214.21
Gulf ULSD	298.95	309.81	316.73
NYH RBOB	224.08	223.54	267.21
NYH ULSD	311.95	326.56	358.73
USGC 3%	58.13	57.63	60.38



3-2-1 Crack



Gulf 3-2-1 Crack



NGLs

MB

	Last	Week Ago	Month Ago
Butane	92	92.88	97.5
IsoButane	92.5	94.38	103.75
Natural Gasoline	148.75	145.75	154.75
Propane	68.25	70.13	83.75

CONWAY

	Last	Week Ago	Month Ago
Butane	92	92.75	100
IsoButane	127	119	137.5
Natural Gasoline	149	146	166
Propane	71	73	85.5

MB NON

	Last	Week Ago	Month Ago
Butane	92	92.88	97.75
IsoButane	92.5	94.38	103.75
Natural Gasoline	146.75	142.75	149.5
Propane	67.5	71	82.75

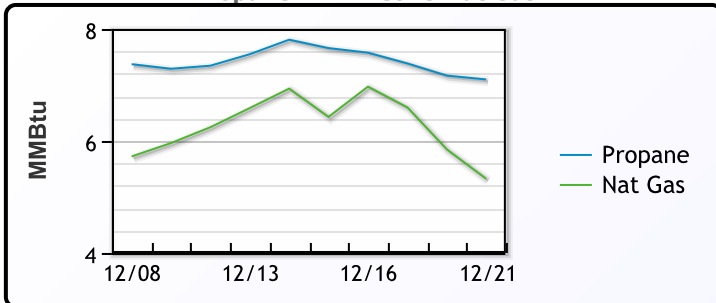
EDMONTON

	Last	Week Ago	Month Ago
Propane	60.5	61.5	72.75

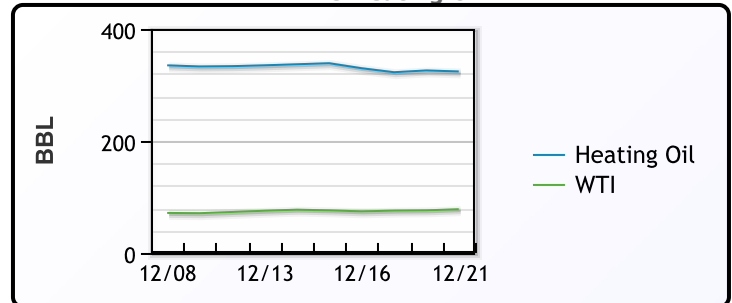
SARNIA

	Last	Week Ago	Month Ago
Propane	98.5	97.75	115.25

Propane MT.B Tet vs Nat Gas



WTI vs Heating Oil



FX

	Last	Change
CAD	1.3599	-0.0013
DXY	104.011	-0.151
Gold	1818.43	4.04

RATES

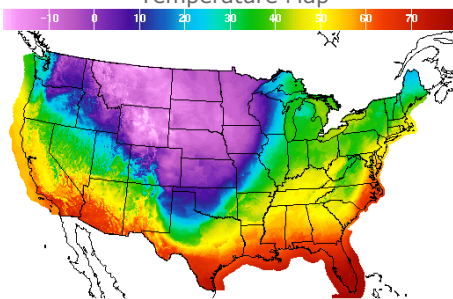
	Last	Change
US 2yr	4.2084	-0.0043
US 10yr	3.6527	-0.0093
CAN 10yr	3.021	0.009

EQUITIES

	Last	Change
Nasdaq	10709.37	162.26
TSX	1181.469	14.386
S&P 500	3878.44	56.82

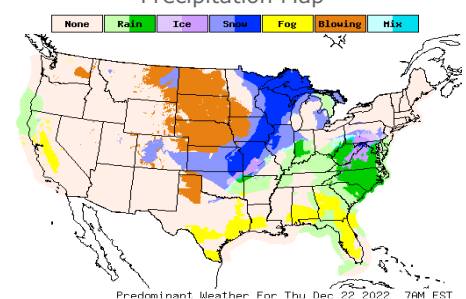
Weather Data

Temperature Map



City	HIGH °F	LOW °F
Calgary	-14	-22
Conway	-7	-18
Cushing	45	27
Denver	49	0
Houston	55	45
Mont Belvieu	52	42
Sarnia	27	21
Williston	-12	-18

Precipitation Map



This report has been prepared by PFL Petroleum Limited personnel for your information only and the views expressed are intended to provide market commentary and are not recommendations. This report is not an offer to sell or a solicitation of any offer to buy any security. The information contained herein has been compiled by PFL from sources believed to be reliable, but no representation or warranty, express or implied, is made by PFL Petroleum Limited, its affiliates or any other person as to its accuracy, completeness or correctness. Copyright 2017 PFL Petroleum Limited. All Rights Reserved