

## Major Energy Futures

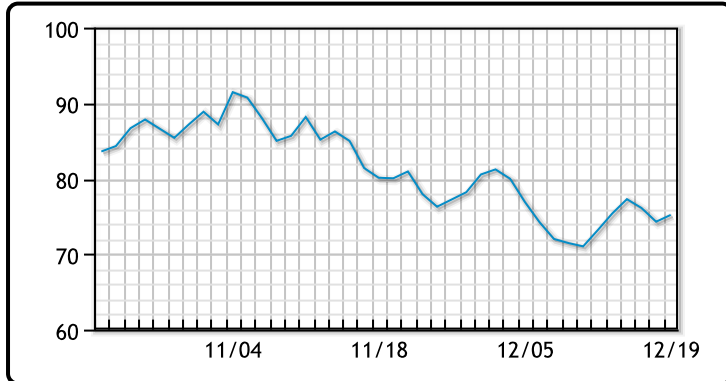
	Settle	Change
Brent	79.8	0.76
Gas Oil	879.75	-6.25
Natural Gas	5.851	-0.749
RBOB	217.76	4.53
ULSD	305.35	-6.64
WTI	75.19	0.90

## Market Commentary

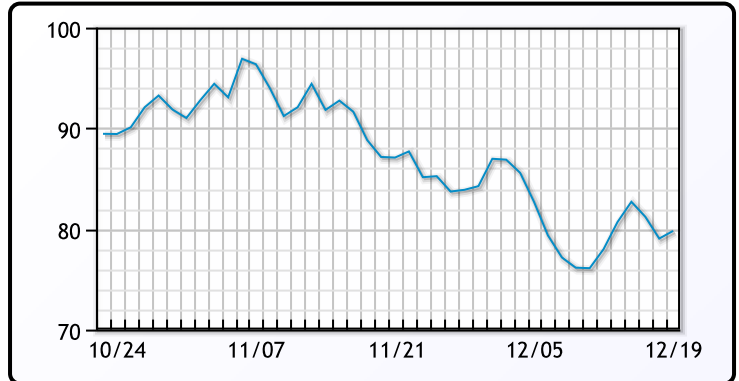
Oil prices were higher today buoyed by optimism around China relaxing its Covid-19 mandates. This is largely good news for the global oil markets but should be treated with caution according to analysts. Meanwhile the Fed and ECB continued to raise rates last week and the BOJ could even begin to switch its dovish stance. "The reality here is that we still have a fear of a great recession looming on the horizon that has not gone away," said Bob Yawger, director of energy futures at Mizuho. "It's going to be difficult to make big gains here." EU ministers agreed today on a gas price cap after weeks of talks. WTI rose \$.90 or 1.21% to close at \$75.19. Brent traded up \$.76 or .96% to close at \$79.80.

## Crude & Product Markets

WTI



BRENT



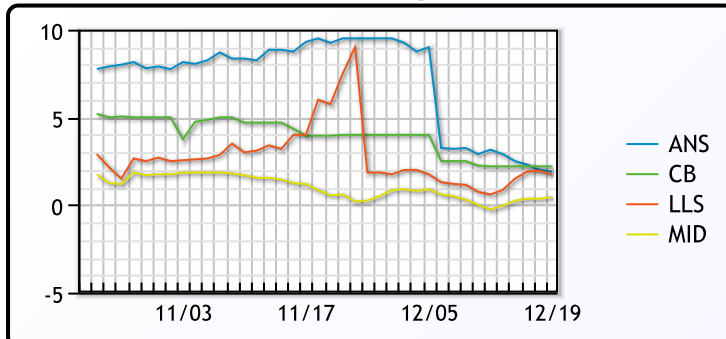
CRUDE

	Last	Week Ago	Month Ago
ANS	77.51	76.32	89.58
BLS	77.81	75.37	84.08
LLS	77.36	73.77	87.58
Mid	76.06	72.92	80.68
WTI	75.61	73.17	80.08

PRODUCTS

	Last	Week Ago	Month Ago
Gulf RBOB	201.26	193.1	211.58
Gulf ULSD	285.35	278.85	322.31
NYH RBOB	216.26	207.35	259.58
NYH ULSD	304.35	295.23	362.81
USGC 3%	52.63	54.13	60.63

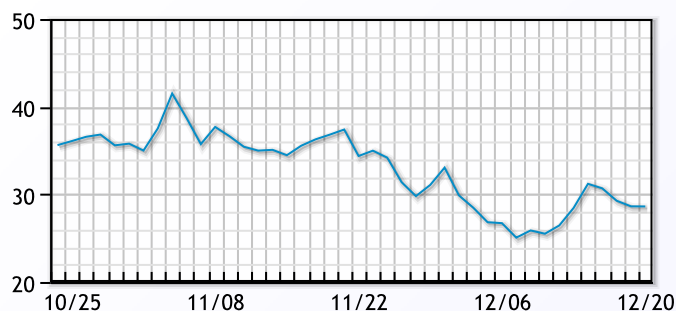
WTI Diffs



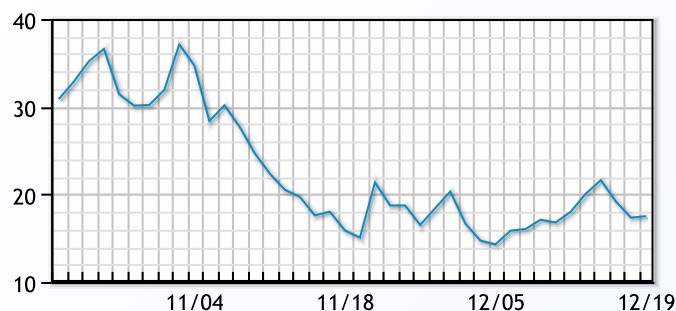
5-3-2 CRACK



3-2-1 Crack



Gulf 3-2-1 Crack



## NGLs

## MB

	Last	Week Ago	Month Ago
Butane	91.13	87.63	97
IsoButane	92.63	87.63	107
Natural Gasoline	141	139.5	156
Propane	65.63	69.13	84.88

## MB NON

	Last	Week Ago	Month Ago
Butane	91.13	87.63	98
IsoButane	92.63	87.63	107
Natural Gasoline	138	136.5	149.5
Propane	64.88	68.38	84.13

## CONWAY

	Last	Week Ago	Month Ago
Butane	90.75	86.75	100
IsoButane	120	111	138
Natural Gasoline	139.5	140	170
Propane	68.25	70.88	85.75

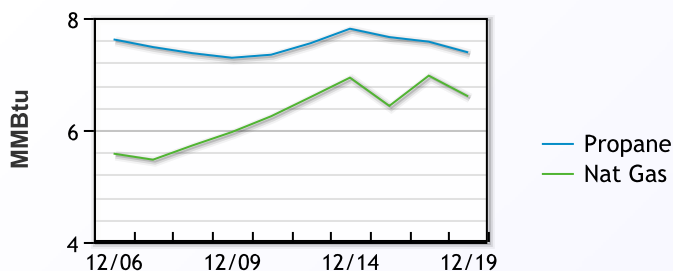
## EDMONTON

	Last	Week Ago	Month Ago
Propane	57.75	57.88	72.75

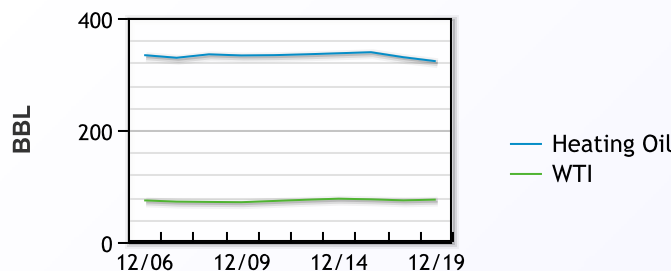
## SARNIA

	Last	Week Ago	Month Ago
Propane	98.5	96.75	115.5

Propane MT.B Tet vs Nat Gas



WTI vs Heating Oil



## FX

	Last	Change
CAD	1.3644	-0.0004
DXY	104.732	0.011
Gold	1786.09	-1.53

## RATES

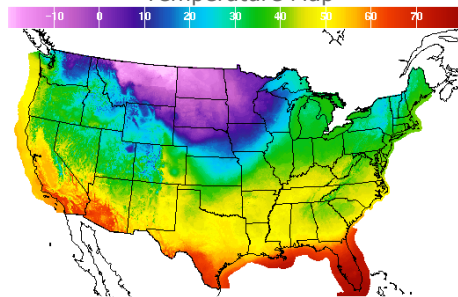
	Last	Change
US 2yr	4.2578	0.0021
US 10yr	3.5938	0.0092
CAN 10yr	2.897	0.083

## EQUITIES

	Last	Change
Nasdaq	10546.03	-159.38
TSX	1160.432	-12.264
S&P 500	3817.66	-34.7

## Weather Data

Temperature Map



City	HIGH °F	LOW °F
Calgary	-9	-19
Conway	0	-11
Cushing	50	40
Denver	45	26
Houston	52	48
Mont Belvieu	51	47
Sarnia	28	21
Williston	0	-16

Precipitation Map

