



MARKET DAILY

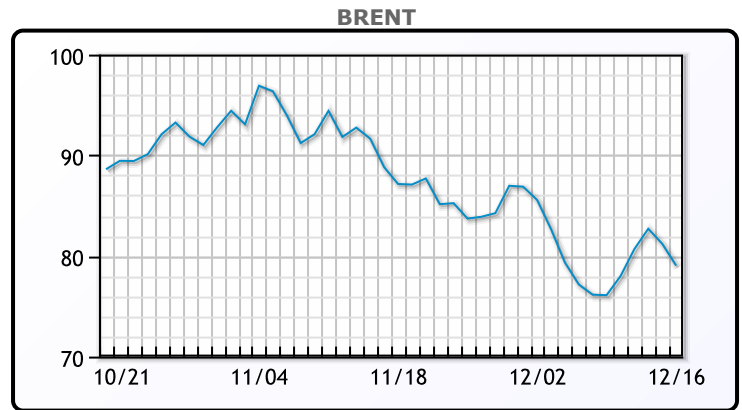
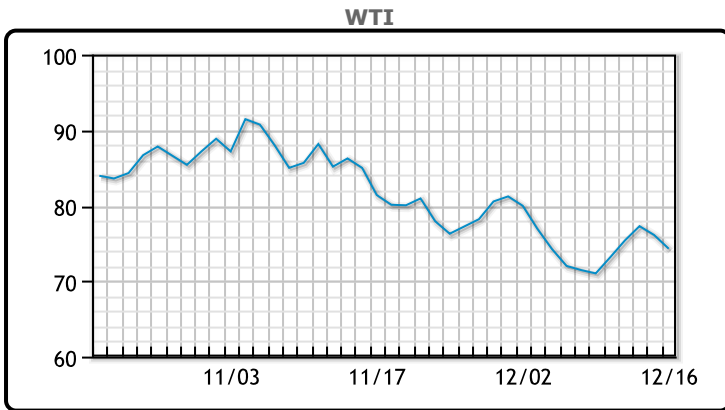
<https://www.pflpetroleum.com>
 1865 Veterans Park Dr. Suite 303
 Naples, Florida 34109
 Phone: 239-390-2885
 Fax: 239-949-0611
 Dec 16, 2022 10:23 PM

Major Energy Futures		
	Settle	Change
Brent	79.04	-2.17
Gas Oil	886	-0.5
Natural Gas	6.6	0.54
RBOB	213.23	-7.76
ULSD	311.99	0.66
WTI	74.29	-1.82

Market Commentary

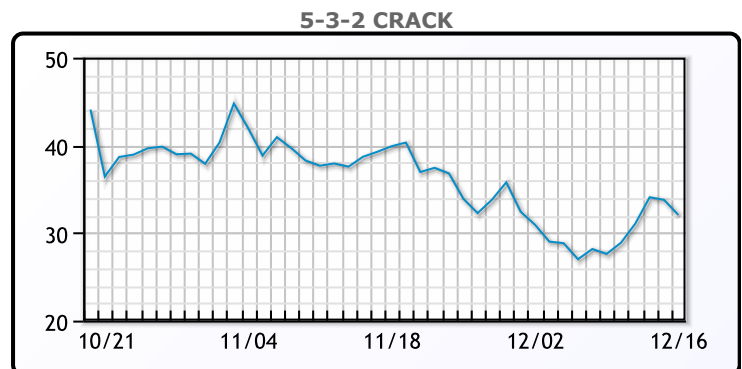
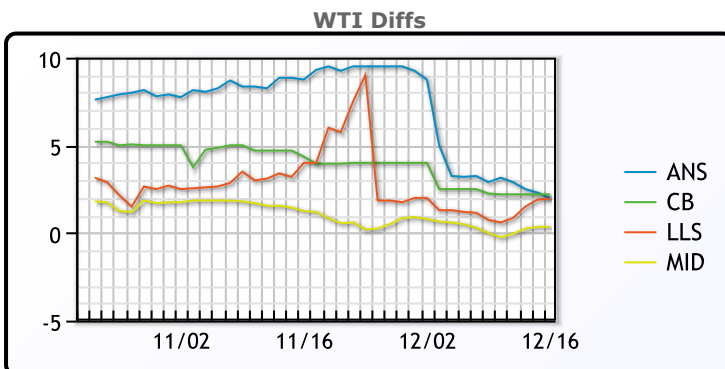
Oil prices were lower today, swept down in a wider financial market rout. The Fed indicated it will raise interest rates further this year. "The talk around the campfire has suddenly become all about demand destruction in the face of a recession," said Robert Yawger, director of energy futures at Mizuho. Heavy crude benchmarks have strengthened as the Canada-to-U.S. Keystone pipeline shutdown continues without a timetable for restart. While the outage is supportive for prices of heavier crude oil grades, it is "doing nothing" for lighter global benchmarks, said Matt Smith, lead oil analyst at Kpler. WTI traded down \$1.82 or -2.4% to close at \$74.29. Brent traded down \$2.17 or -2.4% to close at \$79.04.

Crude & Product Markets

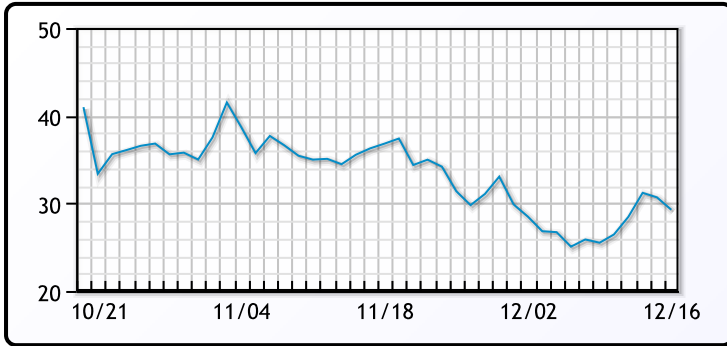


CRUDE			
	Last	Week Ago	Month Ago
ANS	76.29	73.92	95.09
BLS	76.49	73.27	89.54
LLS	76.24	71.77	91.59
Mid	74.64	71.02	86.44
WTI	74.29	71.02	85.59

PRODUCTS			
	Last	Week Ago	Month Ago
Gulf RBOB	192.48	188.86	227.3
Gulf ULSD	291.49	261.87	331.86
NYH RBOB	212.1	205.61	267.3
NYH ULSD	310.74	277.87	391.36
USGC 3%	52.63	52.38	65.13



3-2-1 Crack



Gulf 3-2-1 Crack



NGLs

MB

	Last	Week Ago	Month Ago
Butane	91.38	85.5	100.5
IsoButane	92.88	85.38	113.13
Natural Gasoline	139.25	133.25	159.5
Propane	67.63	67.25	87.13

CONWAY

	Last	Week Ago	Month Ago
Butane	90.75	86.5	103.25
IsoButane	117	113	142
Natural Gasoline	141	137	169.5
Propane	70.38	69.5	87.32

MB NON

	Last	Week Ago	Month Ago
Butane	91.38	85.5	101.5
IsoButane	92.88	88.25	113.13
Natural Gasoline	136.25	132	155.5
Propane	66.88	67	86.88

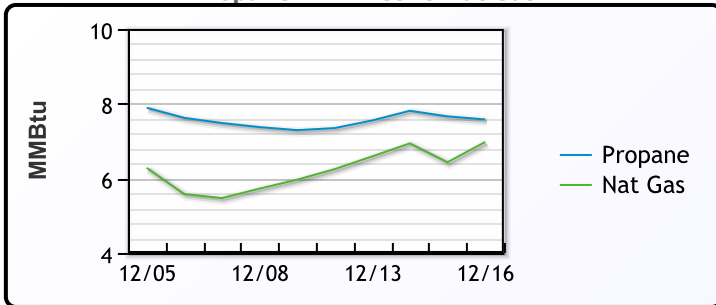
EDMONTON

	Last	Week Ago	Month Ago
Propane	59.38	58	72.88

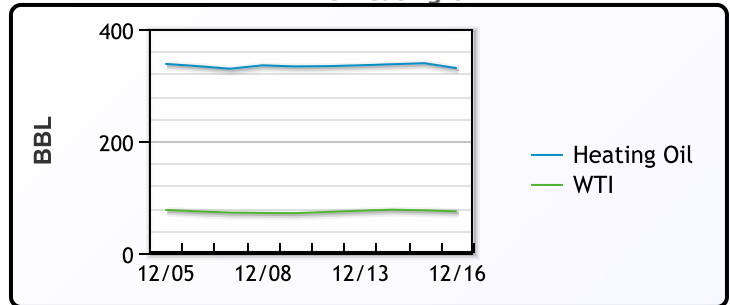
SARNIA

	Last	Week Ago	Month Ago
Propane	98.5	96.75	115.75

Propane MT.B Tet vs Nat Gas



WTI vs Heating Oil



FX

	Last	Change
CAD	1.3699	0.0041
DXY	104.701	0.143
Gold	1793.08	16.23

RATES

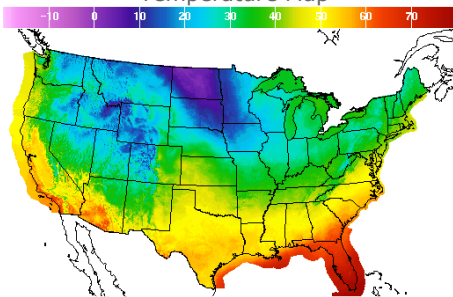
	Last	Change
US 2yr	4.1783	-0.0579
US 10yr	3.4822	0.0359
CAN 10yr	2.814	0.031

EQUITIES

	Last	Change
Nasdaq	10705.41	-105.12
TSX	1172.696	-10.334
S&P 500	3852.36	-43.39

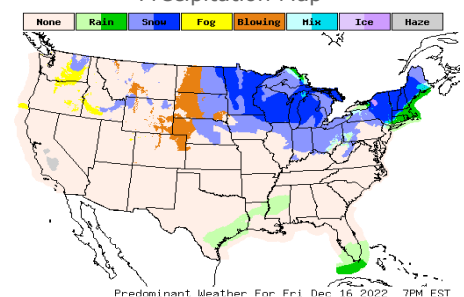
Weather Data

Temperature Map



City	HIGH °F	LOW °F
Calgary	30	12
Conway	23	10
Cushing	42	28
Denver	31	22
Houston	68	45
Mont Belvieu	65	44
Sarnia	35	30
Williston	13	0

Precipitation Map



This report has been prepared by PFL Petroleum Limited personnel for your information only and the views expressed are intended to provide market commentary and are not recommendations. This report is not an offer to sell or a solicitation of any offer to buy any security. The information contained herein has been compiled by PFL from sources believed to be reliable, but no representation or warranty, express or implied, is made by PFL Petroleum Limited, its affiliates or any other person as to its accuracy, completeness or correctness. Copyright 2017 PFL Petroleum Limited. All Rights Reserved