



MARKET DAILY

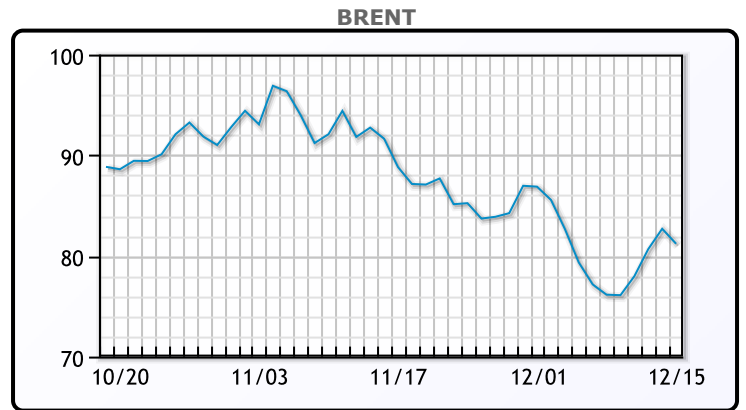
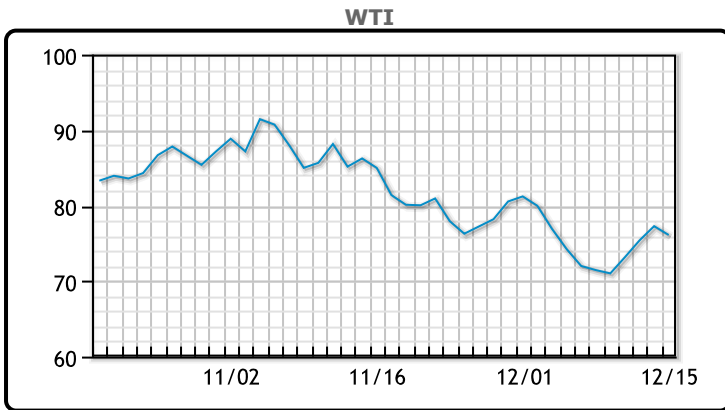
<https://www.pflpetroleum.com>
 1865 Veterans Park Dr. Suite 303
 Naples, Florida 34109
 Phone: 239-390-2885
 Fax: 239-949-0611
 Dec 15, 2022 8:11 PM

Major Energy Futures		
	Settle	Change
Brent	81.21	-1.49
Gas Oil	922.25	39.25
Natural Gas	6.97	0.54
RBOB	216.68	-7.76
ULSD	328.34	0.66
WTI	76.11	-1.17

Market Commentary

Oil prices fell today as traders worried about fuel demand outlook. After rising for three straight days, U.S. West Texas Intermediate (WTI) crude fell \$1.17 per barrel to settle at \$76.11 per barrel. Brent futures fell US \$1.49 per barrel to settle at US\$81.21 per barrel. Federal Reserve chair Jerome Powell said yesterday the U.S. central bank will raise interest rates further next year to tame inflation if necessary. Not good news for the overall market in general – the DOW got pounded today falling nearly 1,000 points at one point during the trading session before settling down -764.13 points and the NASDAQ closed down -360.36 points. The U.S. is not alone in raising interest rates to fight inflation. Today, the Bank of England and the European Central Bank raised interest rates to fight inflation. Front-month Natgas futures for January delivery rose 54.0 cents per mmbtu to settle at \$6.97 per mmbtu on weather concerns and a larger than expected draw from storage.

Crude & Product Markets

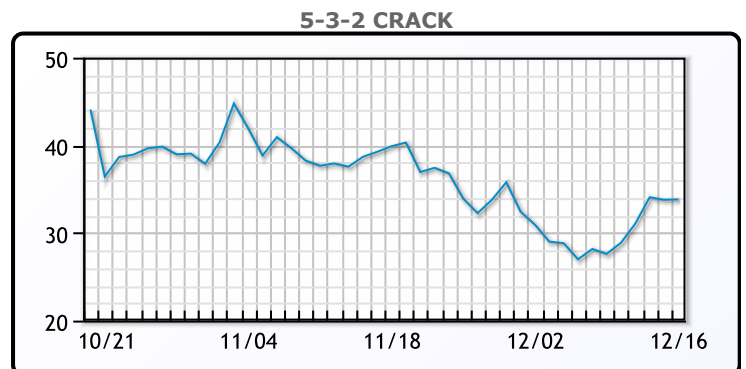
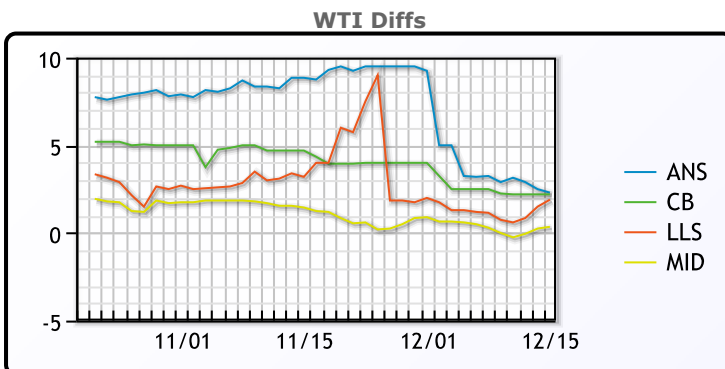


CRUDE

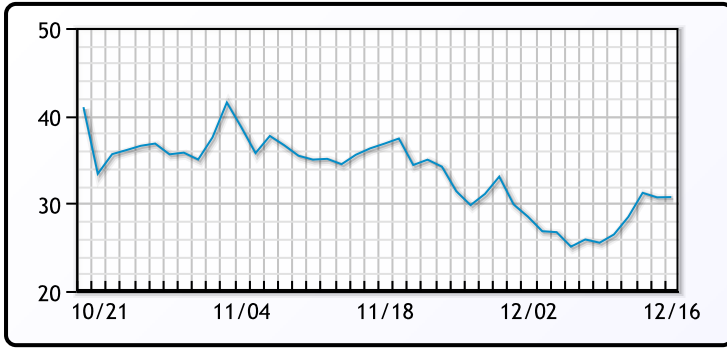
	Last	Week Ago	Month Ago
ANS	78.41	74.71	96.22
BLS	78.31	73.96	90.87
LLS	78.01	72.61	90.92
Mid	76.46	71.76	88.12
WTI	76.11	71.46	86.92

PRODUCTS

	Last	Week Ago	Month Ago
Gulf RBOB	195.68	191.91	230.11
Gulf ULSD	308.34	273.23	335.88
NYH RBOB	215.78	204.53	271.61
NYH ULSD	327.34	285.86	404.13
USGC 3%	55.13	52.13	63.63



3-2-1 Crack



Gulf 3-2-1 Crack



NGLs

MB

	Last	Week Ago	Month Ago
Butane	92.13	86.5	101
IsoButane	93.63	89.75	112.63
Natural Gasoline	143.5	133.25	161
Propane	69.38	66.75	87.75

CONWAY

	Last	Week Ago	Month Ago
Butane	92	85.5	103.63
IsoButane	117	117	142
Natural Gasoline	144	138.5	171.88
Propane	71.5	69.25	89.88

MB NON

	Last	Week Ago	Month Ago
Butane	92.13	86.5	102
IsoButane	93.63	89.75	112.63
Natural Gasoline	143	133.25	158
Propane	68.63	66	87.25

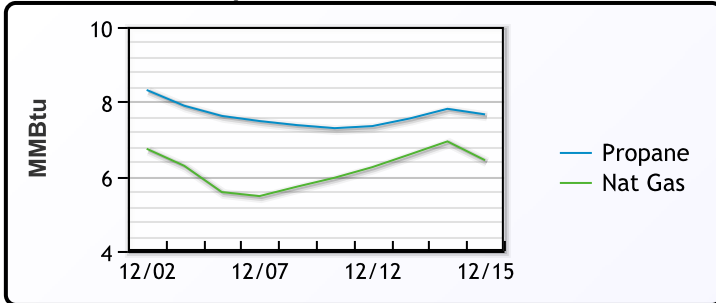
EDMONTON

	Last	Week Ago	Month Ago
Propane	60	57.75	75.38

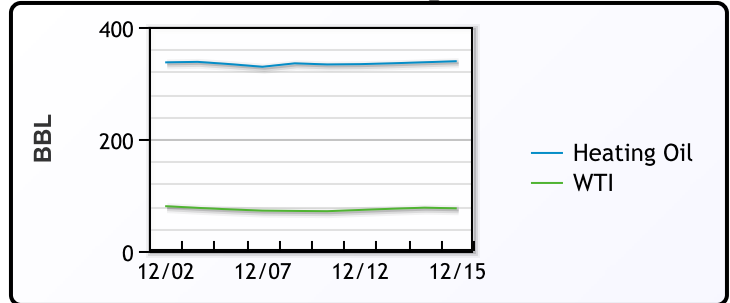
SARNIA

	Last	Week Ago	Month Ago
Propane	97.75	98.75	115.75

Propane MT.B Tet vs Nat Gas



WTI vs Heating Oil



FX

	Last	Change
CAD	1.3642	-0.0016
DXY	104.451	-0.107
Gold	1777.93	1.08

RATES

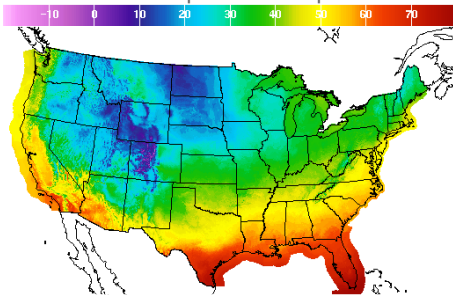
	Last	Change
US 2yr	4.2446	0.0084
US 10yr	3.4572	0.0109
CAN 10yr	2.783	-0.042

EQUITIES

	Last	Change
Nasdaq	10810.53	-360.36
TSX	1183.03	-17.283
S&P 500	3895.75	-99.57

Weather Data

Temperature Map



City	HIGH °F	LOW °F
Calgary	27	9
Conway	32	25
Cushing	43	31
Denver	33	24
Houston	64	51
Mont Belvieu	60	45
Sarnia	41	31
Williston	15	10

Precipitation Map

