



MARKET DAILY

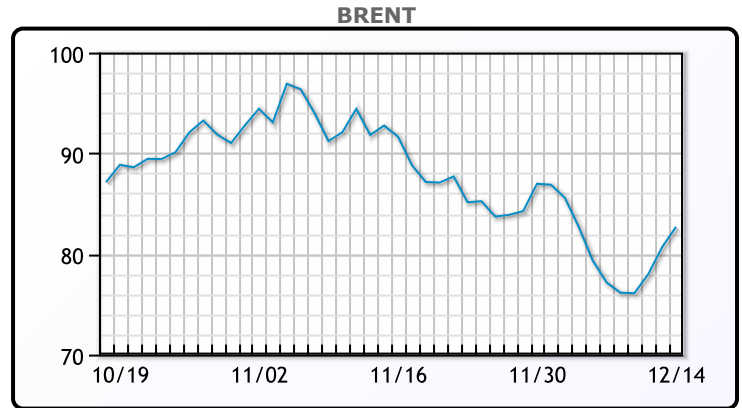
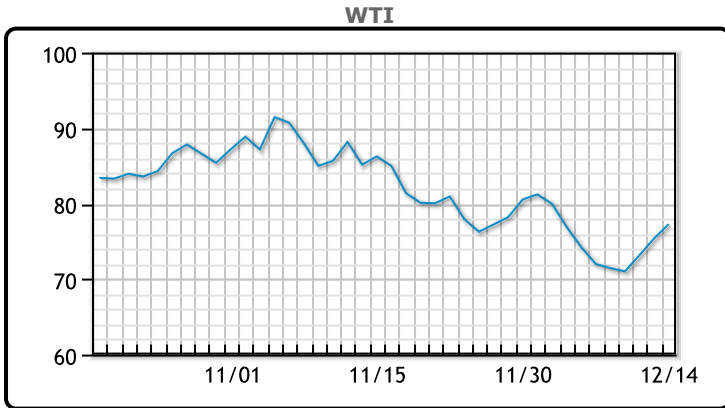
<https://www.pflpetroleum.com>
 1865 Veterans Park Dr. Suite 303
 Naples, Florida 34109
 Phone: 239-390-2885
 Fax: 239-949-0611
 Dec 14, 2022 7:38 PM

Major Energy Futures		
	Settle	Change
Brent	82.7	2.02
Gas Oil	922.75	38.75
Natural Gas	6.43	-0.505
RBOB	224.44	8.35
ULSD	327.68	18.46
WTI	77.28	1.89

Market Commentary

Despite U.S. crude inventories rising more than 10 million barrels' week over week oil rallied for a third day to the highest level in more than a week. WTI for January delivery rose \$1.89 per barrel to settle at \$77.28 per barrel. Brent for February closed up US\$2.02 per barrel to settle at US\$82.70 per barrel. The jump today was on the back of the EIA saying that 2023 oil prices may rise as sanctions squeeze Russian supplies and demand will be more than earlier forecasted. The FED's as expected raised rates interest rates by 50 basis-points. Natgas was down today on the back of increased supply and new demands by for the startup of Freeport's LNG facility by the FERC.

Crude & Product Markets

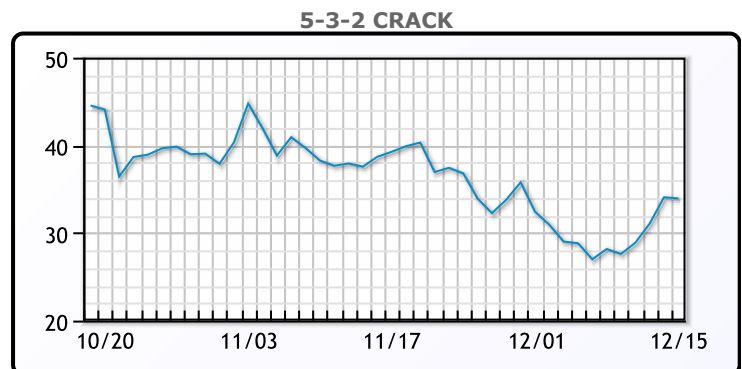
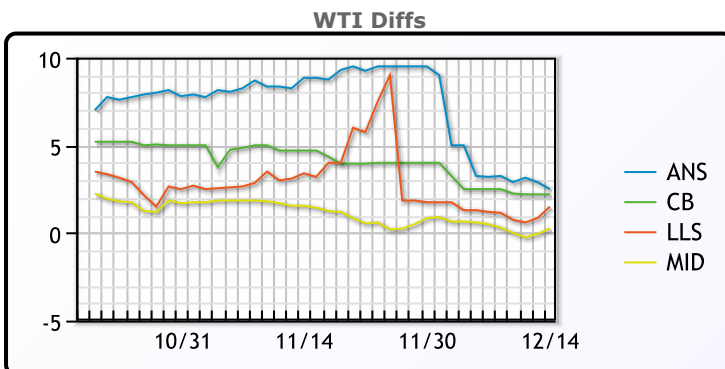


CRUDE

	Last	Week Ago	Month Ago
ANS	79.78	75.21	94.62
BLS	79.48	74.51	90.22
LLS	78.78	73.21	89.87
Mid	77.53	72.51	87.12
WTI	77.28	72.01	85.87

PRODUCTS

	Last	Week Ago	Month Ago
Gulf RBOB	205.94	193.97	232.35
Gulf ULSD	309.8	261.05	324.9
NYH RBOB	223.54	207.72	276.6
NYH ULSD	326.55	275.05	414.4
USGC 3%	57.63	51.13	63.38



3-2-1 Crack



Gulf 3-2-1 Crack



NGLs

MB

	Last	Week Ago	Month Ago
Butane	92.88	88.75	100.88
IsoButane	94.38	92.5	113.88
Natural Gasoline	145.75	133.75	160
Propane	70.13	67.5	87

CONWAY

	Last	Week Ago	Month Ago
Butane	92.75	87.75	102.75
IsoButane	119	120	144
Natural Gasoline	146	141.5	172
Propane	73	68.5	89

MB NON

	Last	Week Ago	Month Ago
Butane	92.88	88.75	101.88
IsoButane	94.38	93	113.88
Natural Gasoline	142.75	136.75	157
Propane	71	66.75	86.75

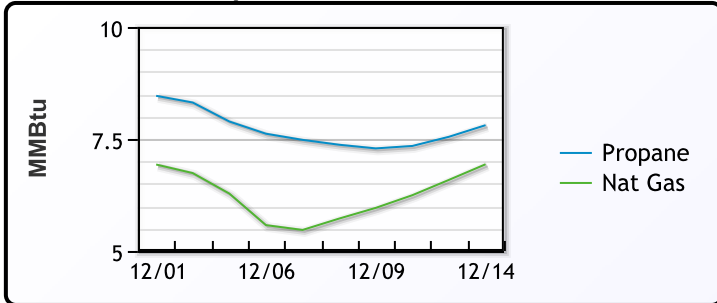
EDMONTON

	Last	Week Ago	Month Ago
Propane	61.5	57	74.5

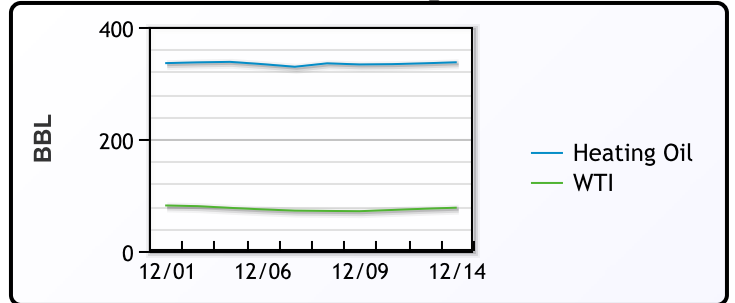
SARNIA

	Last	Week Ago	Month Ago
Propane	97.75	98.75	115.75

Propane MT.B Tet vs Nat Gas



WTI vs Heating Oil



FX

	Last	Change
CAD	1.3555	0.0007
DXY	103.77	-0.21
Gold	1806.64	-0.68

RATES

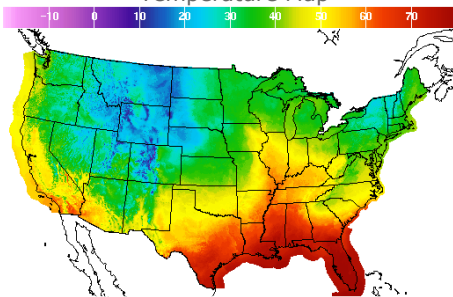
	Last	Change
US 2yr	4.2408	0.0313
US 10yr	3.501	0.0236
CAN 10yr	2.825	-0.021

EQUITIES

	Last	Change
Nasdaq	11170.89	-85.92
TSX	1200.313	-9.26
S&P 500	3995.32	-24.33

Weather Data

Temperature Map



City	HIGH °F	LOW °F
Calgary	31	7
Conway	32	29
Cushing	44	32
Denver	36	24
Houston	68	57
Mont Belvieu	67	53
Sarnia	33	26
Williston	18	14

Precipitation Map

