



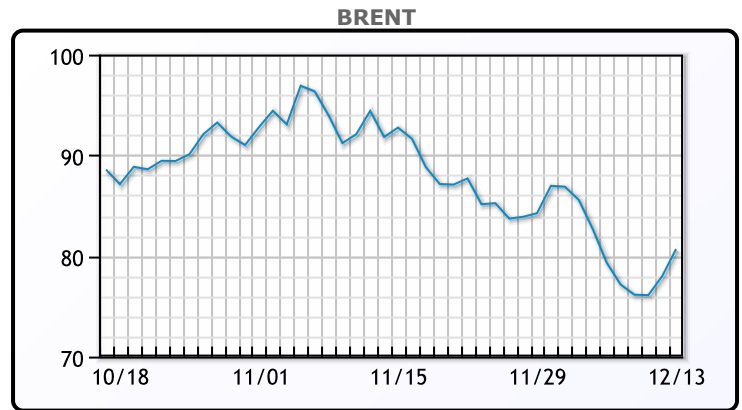
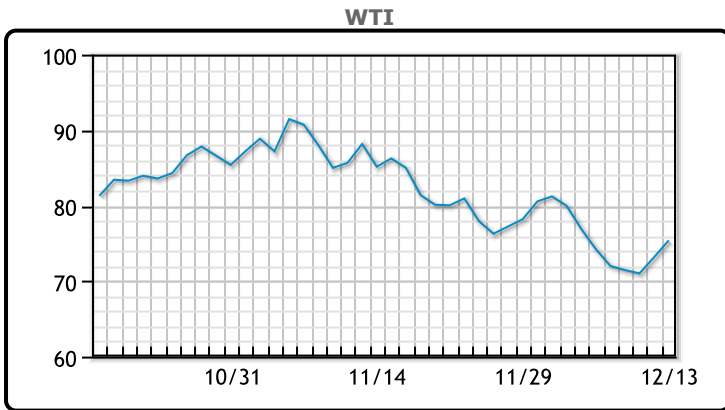
MARKET DAILY

<https://www.pflpetroleum.com>
 1865 Veterans Park Dr. Suite 303
 Naples, Florida 34109
 Phone: 239-390-2885
 Fax: 239-949-0611
 Dec 13, 2022 6:53 PM

Major Energy Futures		
	Settle	Change
Brent	80.68	2.69
Gas Oil	883.5	29.75
Natural Gas	6.935	0.348
RBOB	216.09	7.99
ULSD	309.22	12.37
WTI	75.39	2.22

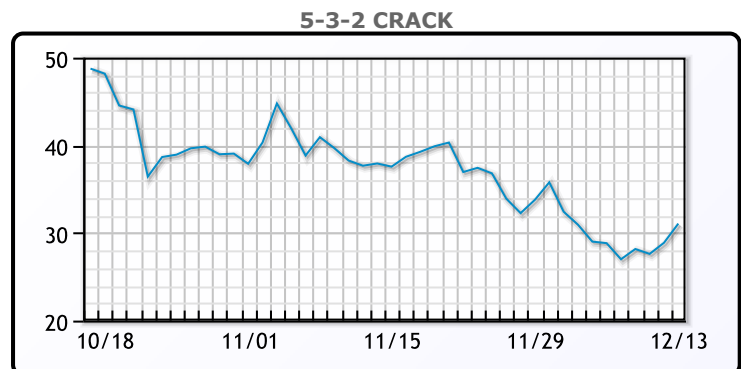
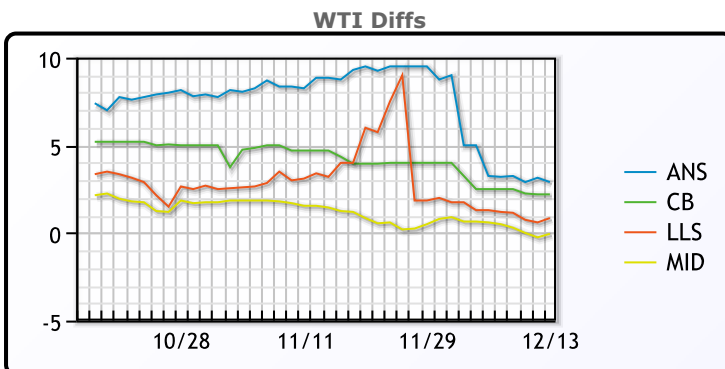
Market Commentary
 Oil rallied for a second day after U.S. inflation rose less than expected and bad weather delayed initial efforts to restart the Keystone pipeline. There is still no official timeline for a restart of the key Canada-U.S. pipeline, which was closed after the spill of roughly 14,000 barrels of crude was discovered on Wednesday of last week in Washington County in Kansas. The U.S. Pipeline and Hazardous Materials Safety Administration said TC Energy is yet to submit a restart plan. The affected segment of the line cannot resume operation until regulators approve a restart plan in its entirety, according to a U.S. Department of Transportation document. WTI for January delivery advanced \$2.22 to settle at \$75.39 per barrel in New York. Brent for February settlement gained \$2.69 to settle at \$80.68 per barrel.

Crude & Product Markets

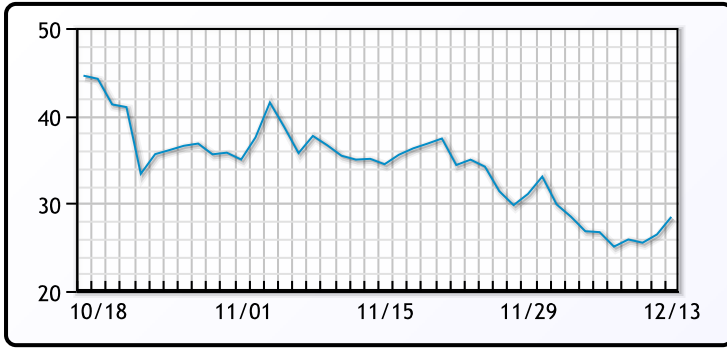


CRUDE			
	Last	Week Ago	Month Ago
ANS	78.29	77.5	97.81
BLS	77.59	76.75	93.66
LLS	76.24	75.55	92.16
Mid	75.34	74.85	90.41
WTI	75.39	74.25	88.96

PRODUCTS			
	Last	Week Ago	Month Ago
Gulf RBOB	200.97	197.41	241.45
Gulf ULSD	289.1	272.05	332.74
NYH RBOB	215.29	215.41	286
NYH ULSD	307.47	288.55	444.26
USGC 3%	56.13	51.13	66.63



3-2-1 Crack



Gulf 3-2-1 Crack



NGLs

MB

	Last	Week Ago	Month Ago
Butane	91.25	92	102.375
IsoButane	94.25	97.25	114.375
Natural Gasoline	142	144.75	163.5
Propane	70.75	68.375	87.25

CONWAY

	Last	Week Ago	Month Ago
Butane	91.5	91.25	104.5
IsoButane	120	117	148
Natural Gasoline	142	148	172
Propane	73	71	89.875

MB NON

	Last	Week Ago	Month Ago
Butane	91.25	92	102.375
IsoButane	94.25	97.25	114.375
Natural Gasoline	140	140.75	161
Propane	71.25	67.75	87.5

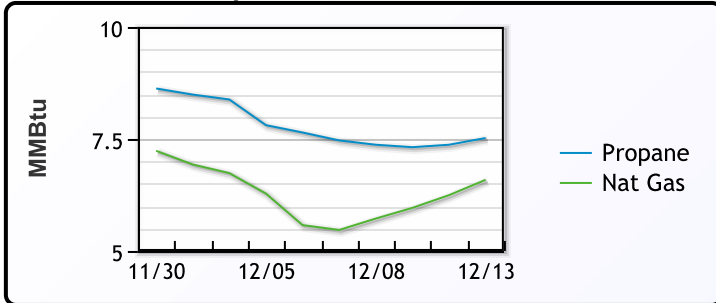
EDMONTON

	Last	Week Ago	Month Ago
Propane	61.75	58.63	75.25

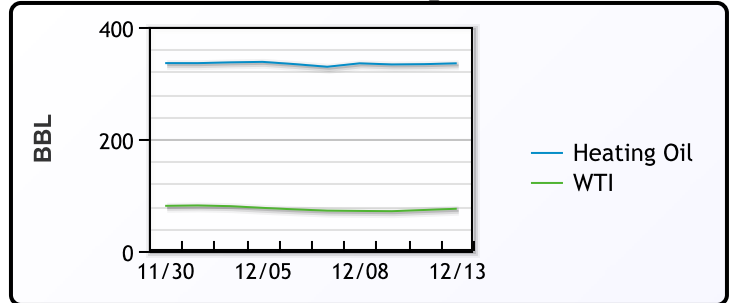
SARNIA

	Last	Week Ago	Month Ago
Propane	97.75	101	115.75

Propane MT.B Tet vs Nat Gas



WTI vs Heating Oil



FX

	Last	Change
CAD	1.3554	0.0009
DXY	103.98	-1.151
Gold	1810.07	-0.73

RATES

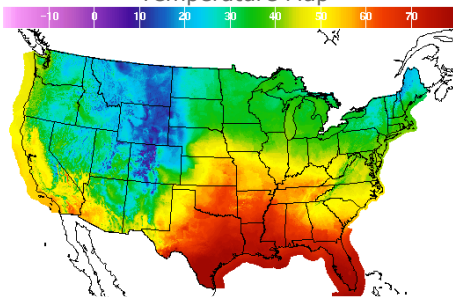
	Last	Change
US 2yr	4.2183	-0.1571
US 10yr	3.5012	-0.1101
CAN 10yr	2.846	-0.078

EQUITIES

	Last	Change
Nasdaq	11256.81	113.07
TSX	1209.573	-2.326
S&P 500	4019.65	29.09

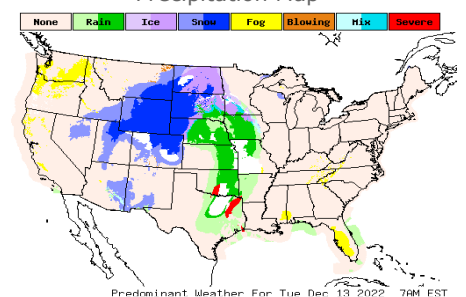
Weather Data

Temperature Map



City	HIGH °F	LOW °F
Calgary	32	0
Conway	31	27
Cushing	60	46
Denver	30	24
Houston	79	67
Mont Belvieu	75	65
Sarnia	32	24
Williston	19	12

Precipitation Map



This report has been prepared by PFL Petroleum Limited personnel for your information only and the views expressed are intended to provide market commentary and are not recommendations. This report is not an offer to sell or a solicitation of any offer to buy any security. The information contained herein has been compiled by PFL from sources believed to be reliable, but no representation or warranty, express or implied, is made by PFL Petroleum Limited, its affiliates or any other person as to its accuracy, completeness or correctness. Copyright 2017 PFL Petroleum Limited. All Rights Reserved