



MARKET DAILY

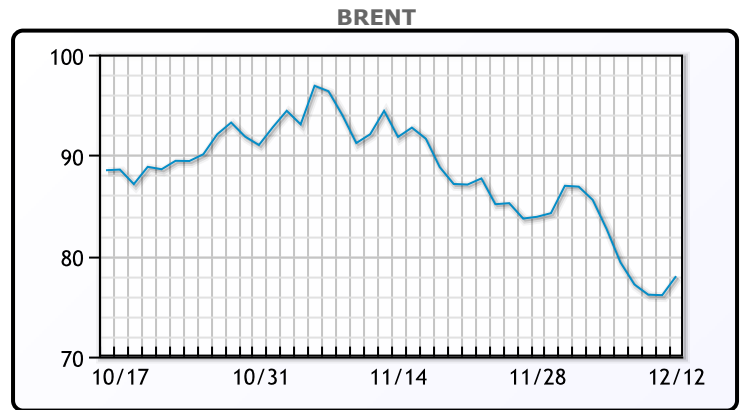
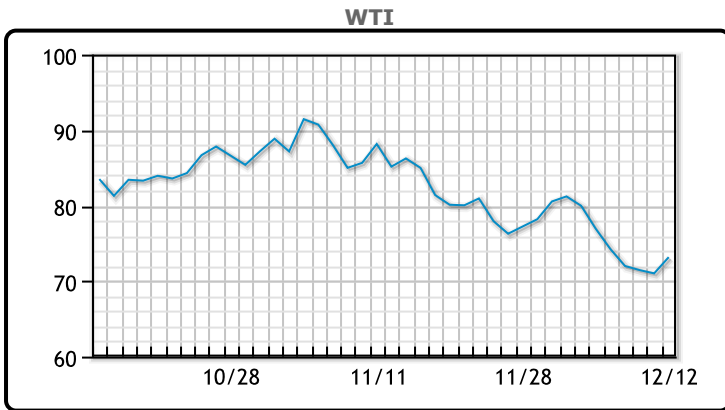
<https://www.pflpetroleum.com>
 1865 Veterans Park Dr. Suite 303
 Naples, Florida 34109
 Phone: 239-390-2885
 Fax: 239-949-0611
 Dec 12, 2022 6:36 PM

Major Energy Futures		
	Settle	Change
Brent	77.99	1.89
Gas Oil	844.75	8.75
Natural Gas	6.587	0.342
RBOB	208.1	2.49
ULSD	296.85	17.48
WTI	73.17	2.15

Market Commentary

WTI for January delivery rose \$2.15 to settle at \$73.17 per barrel in New York. Brent for February settlement rose \$1.89 to settle at \$77.99 per barrel. Market participants were in the buy mode today to buy oil at the lowest price this year, as markets digested the fact that a key North American crude pipeline remains shut with no timeline for reopening. TC Energy Corporation is continuing recovery efforts at its shuttered Keystone pipeline. A date for a restart hasn't yet been set. Rail cars are beginning to come out of storage to compensate as crude is backing up into Canada and looking for a home as inventory levels north of the border swell. Refined products also recovered this morning, with gasoline futures rising 1.2% after touching a new low for the year overnight.

Crude & Product Markets

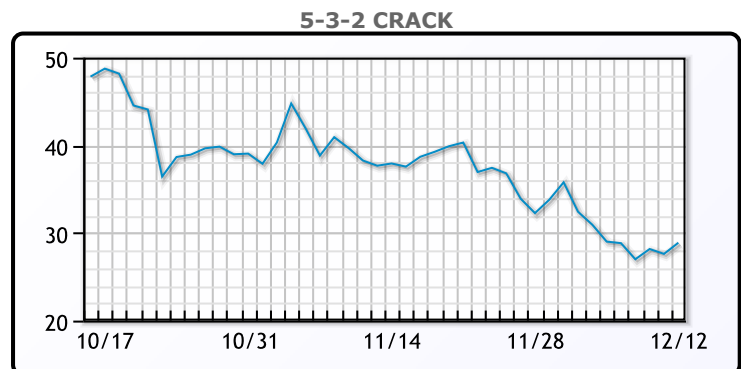
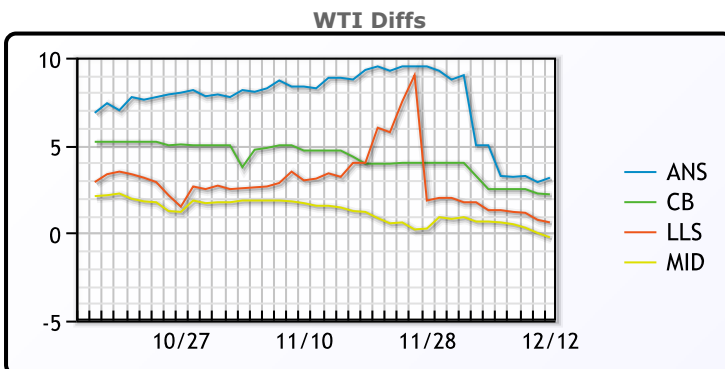


CRUDE

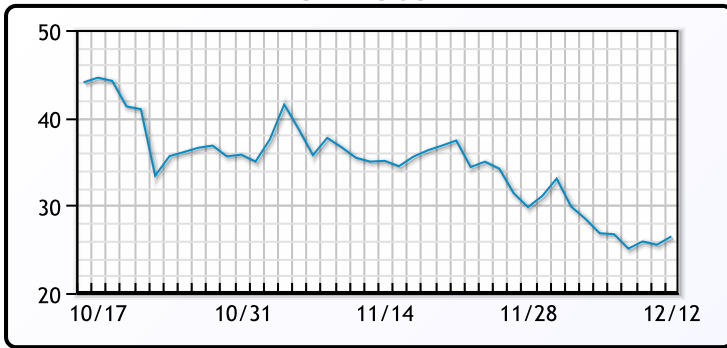
	Last	Week Ago	Month Ago
ANS	76.32	81.93	97.81
BLS	75.37	79.43	93.66
LLS	73.77	78.23	92.16
Mid	72.92	77.58	90.41
WTI	73.17	76.93	88.96

PRODUCTS

	Last	Week Ago	Month Ago
Gulf RBOB	193.1	200.44	241.45
Gulf ULSD	278.85	276.73	332.74
NYH RBOB	207.35	222.31	286
NYH ULSD	295.23	300.03	444.26
USGC 3%	54.13	55.13	66.63



3-2-1 Crack



Gulf 3-2-1 Crack



NGLs

MB

	Last	Week Ago	Month Ago
Butane	87.875	94.25	102.375
IsoButane	91.875	99.5	114.375
Natural Gasoline	139.5	149	163.5
Propane	68.875	70	87.25

CONWAY

	Last	Week Ago	Month Ago
Butane	87.25	95	104.5
IsoButane	111	118.5	148
Natural Gasoline	141	153	172
Propane	70.375	72.75	89.875

MB NON

	Last	Week Ago	Month Ago
Butane	87.875	94.25	102.375
IsoButane	91.875	99.5	114.375
Natural Gasoline	135.5	146.5	161
Propane	68.38	68.75	87.5

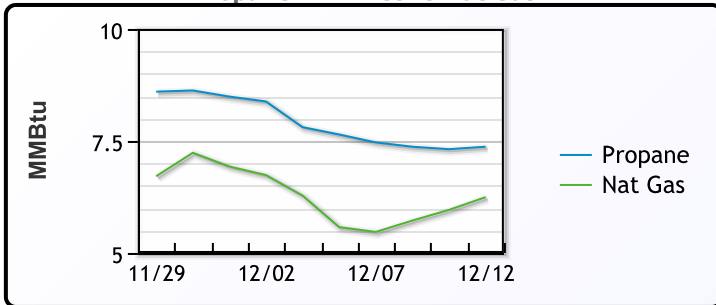
EDMONTON

	Last	Week Ago	Month Ago
Propane	57.88	60.13	75.25

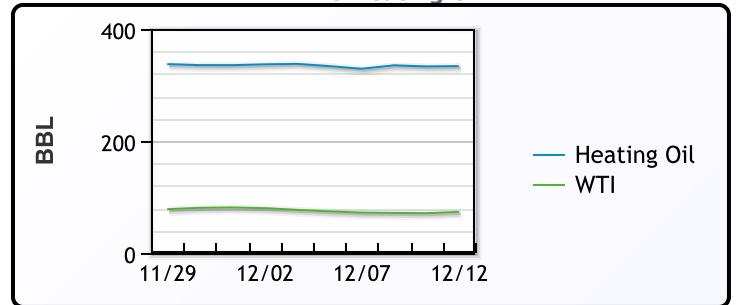
SARNIA

	Last	Week Ago	Month Ago
Propane	96.75	101.5	115.75

Propane MT.B Tet vs Nat Gas



WTI vs Heating Oil



FX

	Last	Change
CAD	1.3632	-0.0004
DXY	105.131	0.321
Gold	1781.37	-0.07

RATES

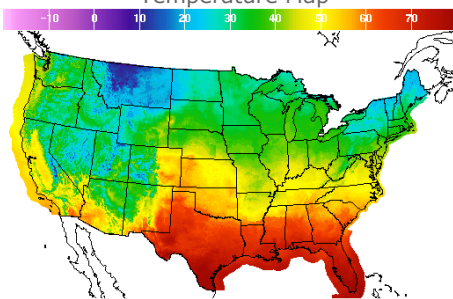
	Last	Change
US 2yr	4.3754	0.0311
US 10yr	3.6113	0.033
CAN 10yr	2.924	0.042

EQUITIES

	Last	Change
Nasdaq	11143.74	139.12
TSX	1211.899	3.836
S&P 500	3990.56	56.18

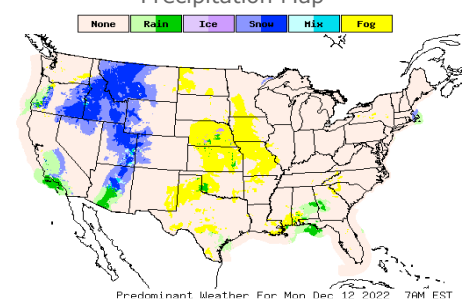
Weather Data

Temperature Map



City	HIGH °F	LOW °F
Calgary	11	-4
Conway	30	23
Cushing	54	43
Denver	52	30
Houston	72	64
Mont Belvieu	70	61
Sarnia	35	29
Williston	23	9

Precipitation Map



This report has been prepared by PFL Petroleum Limited personnel for your information only and the views expressed are intended to provide market commentary and are not recommendations. This report is not an offer to sell or a solicitation of any offer to buy any security. The information contained herein has been compiled by PFL from sources believed to be reliable, but no representation or warranty, express or implied, is made by PFL Petroleum Limited, its affiliates or any other person as to its accuracy, completeness or correctness. Copyright 2017 PFL Petroleum Limited. All Rights Reserved