



MARKET DAILY

<https://www.pflpetroleum.com>
 1865 Veterans Park Dr. Suite 303
 Naples, Florida 34109
 Phone: 239-390-2885
 Fax: 239-949-0611
 Dec 1, 2022 8:18 PM

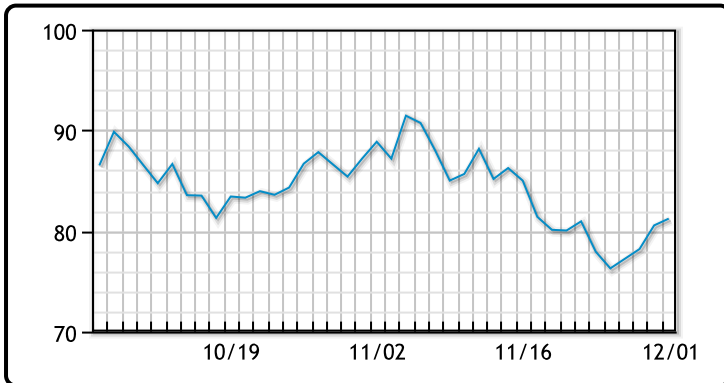
Major Energy Futures		
	Settle	Change
Brent	86.88	-0.09
Gas Oil	952.75	25.5
Natural Gas	6.738	-0.192
RBOB	234.2	-4.27
ULSD	326.24	-10.11
WTI	81.22	0.67

Market Commentary

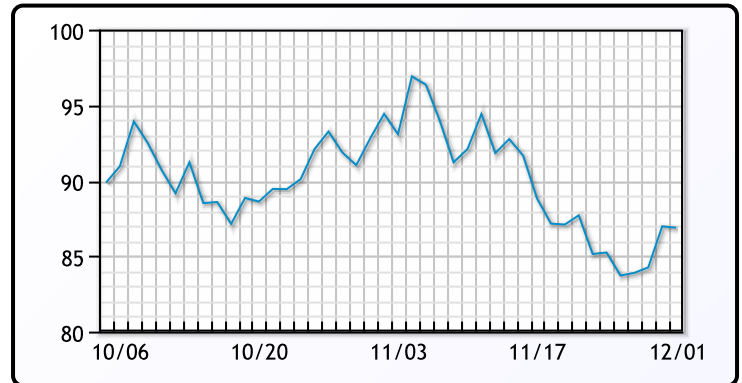
Oil prices were mostly unchanged, retreating from an earlier rally. "Oil markets are going to continue to be buffeted by ongoing news out of China, given how much of an impact ongoing lockdowns are having on oil demand in the world's second-largest consumer," said Matt Smith, lead oil analyst at Kpler. OPEC+ will meet on the fourth although policy changes seem unlikely at this point. The dollar was lower earlier in the session but reverted back higher slightly. WTI traded up \$.67 or .8% to close at \$81.22. Brent traded down \$.09 or -.01% to close at \$86.88.

Crude & Product Markets

WTI



BRENT



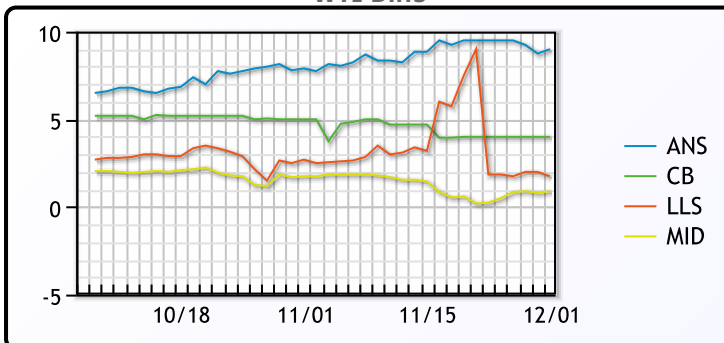
CRUDE

	Last	Week Ago	Month Ago
ANS	90.22	87.34	96.52
BLS	85.22	81.84	92.12
LLS	82.97	79.69	90.92
Mid	82.12	78.34	90.22
WTI	81.22	77.84	88.37

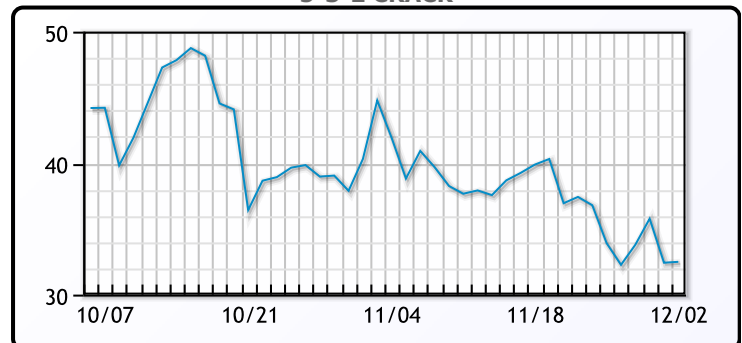
PRODUCTS

	Last	Week Ago	Month Ago
Gulf RBOB	212.2	214.93	249.2
Gulf ULSD	298.74	299.43	363.11
NYH RBOB	241.7	267.94	294.95
NYH ULSD	329.74	335.93	444.61
USGC 3%	57.88	59.13	60.13

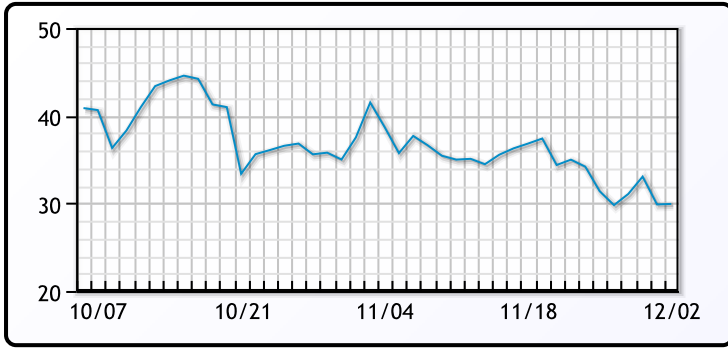
WTI Diffs



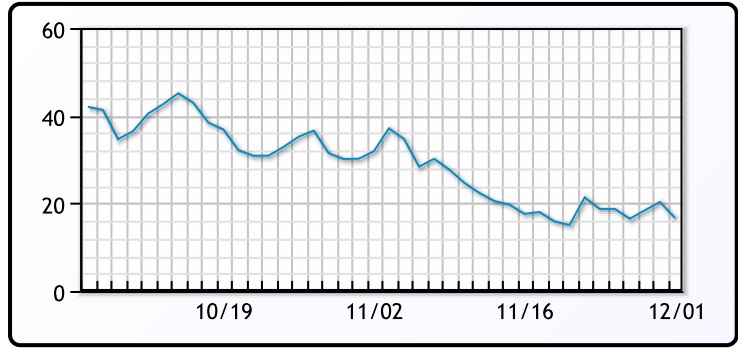
5-3-2 CRACK



3-2-1 Crack



Gulf 3-2-1 Crack



NGLs

MB

	Last	Week Ago	Month Ago
Butane	98	97.5	100.25
IsoButane	103	103.63	107
Natural Gasoline	156	152.5	166.25
Propane	76.13	81.5	87.75

CONWAY

	Last	Week Ago	Month Ago
Butane	98.38	100	101.25
IsoButane	126.5	135	128
Natural Gasoline	169.5	170	169
Propane	79	82.75	89.25

MB NON

	Last	Week Ago	Month Ago
Butane	98	97.5	100.5
IsoButane	103	103.63	107
Natural Gasoline	155	149.5	165.25
Propane	75.13	80.75	87.5

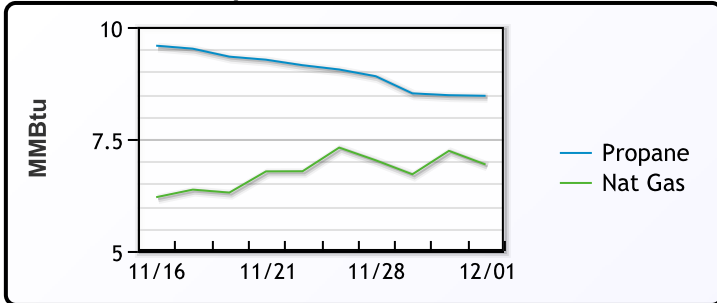
EDMONTON

	Last	Week Ago	Month Ago
Propane	67.5	72.25	74.75

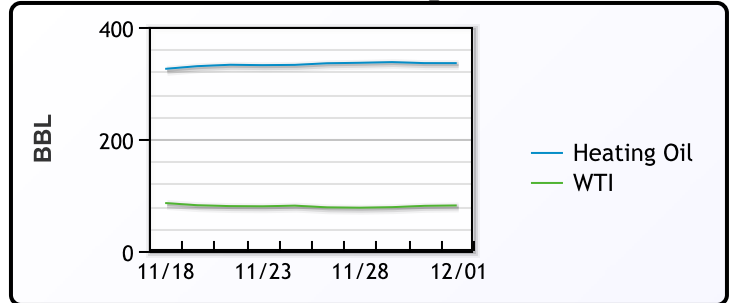
SARNIA

	Last	Week Ago	Month Ago
Propane	106.5	111	116.5

Propane MT.B Tet vs Nat Gas



WTI vs Heating Oil



FX

	Last	Change
CAD	1.3445	0.0013
DXY	104.809	0.081
Gold	1799.55	-3.55

RATES

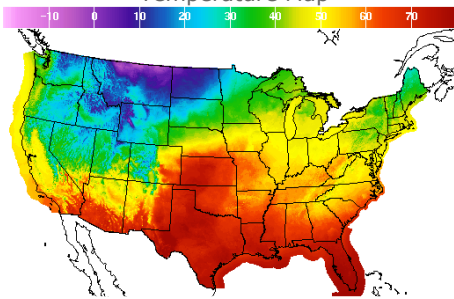
	Last	Change
US 2yr	4.2667	0.0391
US 10yr	3.5376	0.0328
CAN 10yr	2.835	-0.103

EQUITIES

	Last	Change
Nasdaq	11482.45	14.45
TSX	1242.416	2.626
S&P 500	4076.57	-3.54

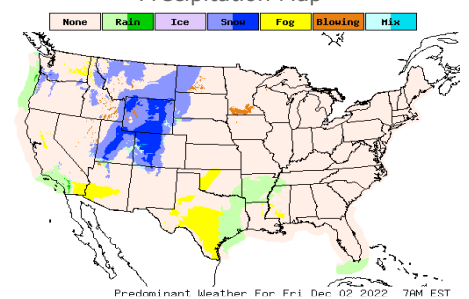
Weather Data

Temperature Map



City	HIGH °F	LOW °F
Calgary	-1	-8
Conway	18	-1
Cushing	52	31
Denver	47	28
Houston	58	44
Mont Belvieu	57	41
Sarnia	34	25
Williston	22	8

Precipitation Map



This report has been prepared by PFL Petroleum Limited personnel for your information only and the views expressed are intended to provide market commentary and are not recommendations. This report is not an offer to sell or a solicitation of any offer to buy any security. The information contained herein has been compiled by PFL from sources believed to be reliable, but no representation or warranty, express or implied, is made by PFL Petroleum Limited, its affiliates or any other person as to its accuracy, completeness or correctness. Copyright 2017 PFL Petroleum Limited. All Rights Reserved