



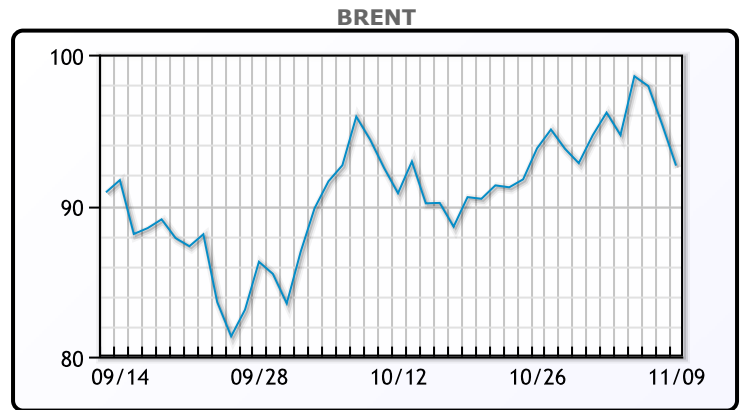
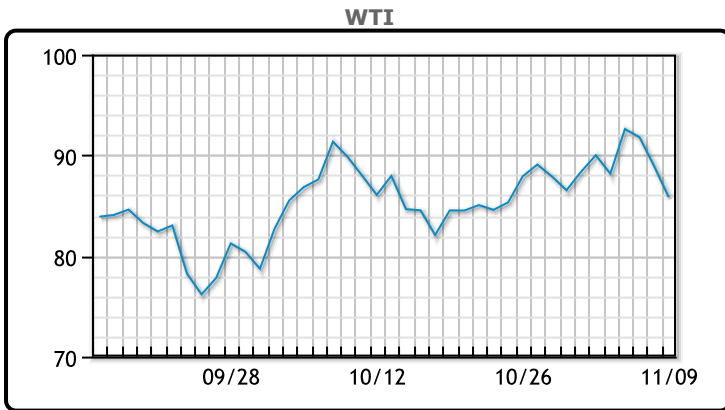
# MARKET DAILY

<https://www.pflpetroleum.com>  
 1865 Veterans Park Dr. Suite 303  
 Naples, Florida 34109  
 Phone: 239-390-2885  
 Fax: 239-949-0611  
 Nov 9, 2022 8:34 PM

Major Energy Futures		
	Settle	Change
Brent	92.65	-2.71
Gas Oil	1028.5	-38.75
Natural Gas	5.865	-0.273
RBOB	254.46	-9.21
ULSD	365.63	-11.44
WTI	85.83	-3.08

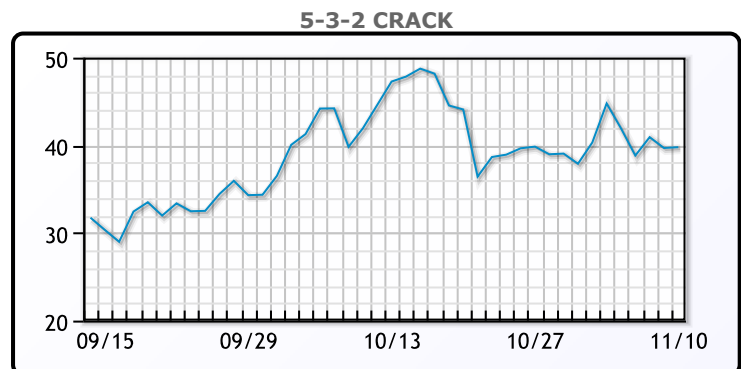
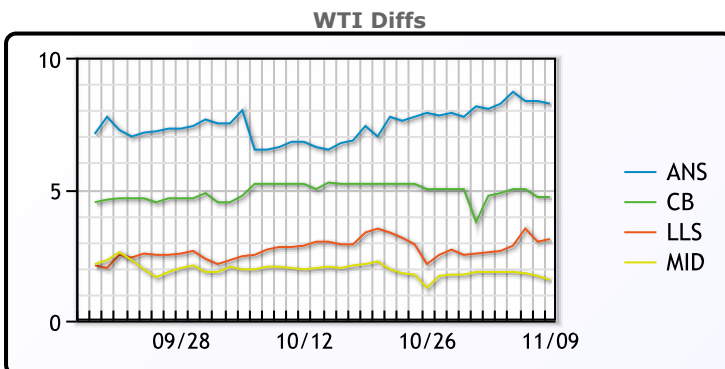
**Market Commentary**  
 Oil prices fell today on a bearish EIA report. Crude stocks jumped 3.9MM/bbls to 440.8MM/bbls and oil production increased to 12.1MM/bpd. With holiday season coming up production is probably peaking but it was still bearish. "The report was once again mixed but tilted towards bearish, with the crude oil build and the jump in domestic production," said John Kilduff, partner at Again Capital LLC in New York. Gasoline inventories were down 900K/bbls and distillates were down about 500K/bbls. The market is still on edge about China and how they will proceed going forward in terms of Covid and the economy. WTI traded down \$3.08 or -3.5% to close at \$85.83. Brent traded down \$2.71 or -2.8% to close at \$92.65.

## Crude & Product Markets

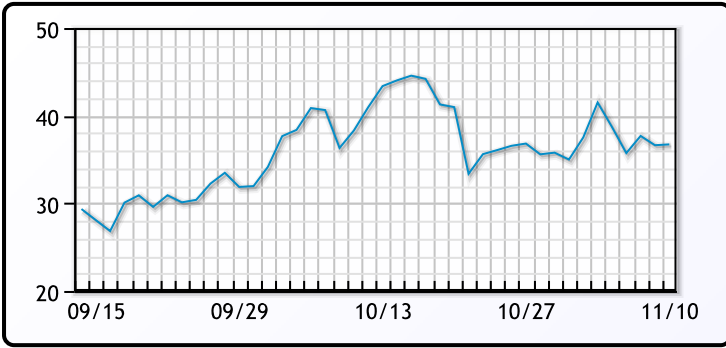


CRUDE			
	Last	Week Ago	Month Ago
ANS	94.08	98.05	99.44
BLS	90.53	94.75	97.84
LLS	88.93	92.6	95.44
Mid	87.38	91.85	94.64
WTI	85.83	90	92.64

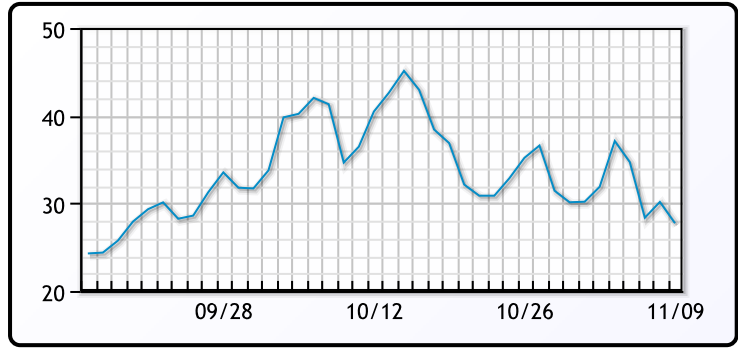
PRODUCTS			
	Last	Week Ago	Month Ago
Gulf RBOB	231.71	257.6	276.58
Gulf ULSD	345.63	373.49	403.37
NYH RBOB	284.96	306.22	285.58
NYH ULSD	490.63	450.24	432.37
USGC 3%	60.13	62.13	61.88



**3-2-1 Crack**



**Gulf 3-2-1 Crack**



**NGLs**

**MB**

	Last	Week Ago	Month Ago
Butane	101.13	101.5	103
IsoButane	107.88	108	117
Natural Gasoline	159.25	168	174.75
Propane	86.75	88	91.25

**CONWAY**

	Last	Week Ago	Month Ago
Butane	102.88	103.75	105
IsoButane	131	126.5	129.5
Natural Gasoline	169.5	171	176
Propane	89.5	89.75	92.25

**MB NON**

	Last	Week Ago	Month Ago
Butane	101.88	102	105
IsoButane	107.88	108	117
Natural Gasoline	156.5	167	174
Propane	86.5	88	91.13

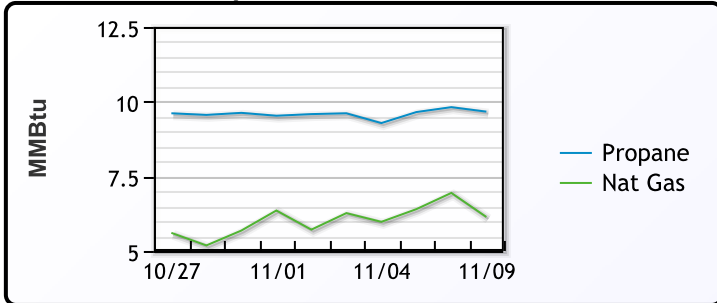
**EDMONTON**

	Last	Week Ago	Month Ago
Propane	75	74.75	77.5

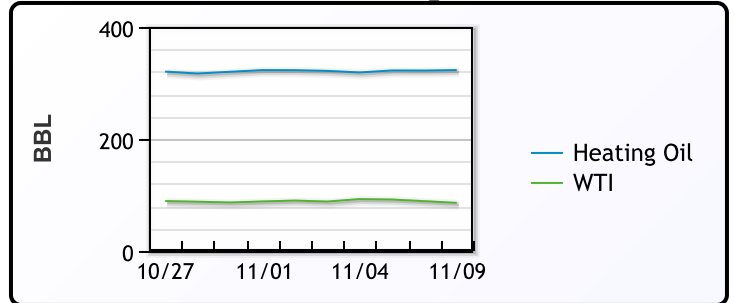
**SARNIA**

	Last	Week Ago	Month Ago
Propane	116	116.5	119

**Propane MT.B Tet vs Nat Gas**



**WTI vs Heating Oil**



**FX**

	Last	Change
CAD	1.352	-0.0006
DXY	110.274	-0.275
Gold	1707.54	0.8

**RATES**

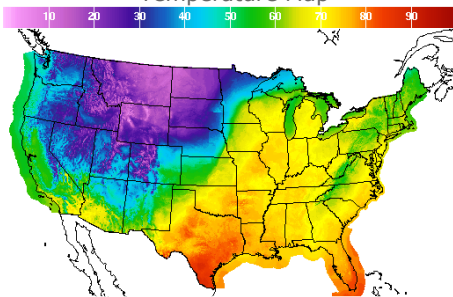
	Last	Change
US 2yr	4.59	0.0105
US 10yr	4.079	-0.0133
CAN 10yr	3.396	-0.085

**EQUITIES**

	Last	Change
Nasdaq	10353.17	-263.03
TSX	1172.875	-16.606
S&P 500	3748.57	-79.54

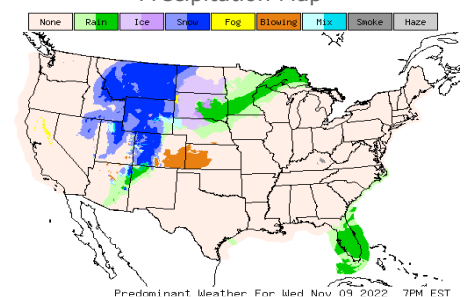
**Weather Data**

**Temperature Map**



City	HIGH °F	LOW °F
Calgary	7	-15
Conway	33	22
Cushing	77	63
Denver	68	40
Houston	83	70
Mont Belvieu	81	67
Sarnia	60	39
Williston	20	12

**Precipitation Map**



This report has been prepared by PFL Petroleum Limited personnel for your information only and the views expressed are intended to provide market commentary and are not recommendations. This report is not an offer to sell or a solicitation of any offer to buy any security. The information contained herein has been compiled by PFL from sources believed to be reliable, but no representation or warranty, express or implied, is made by PFL Petroleum Limited, its affiliates or any other person as to its accuracy, completeness or correctness. Copyright 2017 PFL Petroleum Limited. All Rights Reserved