



MARKET DAILY

<https://www.pflpetroleum.com>
 1865 Veterans Park Dr. Suite 303
 Naples, Florida 34109
 Phone: 239-390-2885
 Fax: 239-949-0611
 Nov 8, 2022 7:11 PM

| Major Energy Futures | | |
|----------------------|---------|--------|
| | Settle | Change |
| Brent | 95.36 | -2.56 |
| Gas Oil | 1067.25 | -18.5 |
| Natural Gas | 6.138 | -0.806 |
| RBOB | 263.67 | -1.64 |
| ULSD | 377.07 | -1.04 |
| WTI | 88.91 | -2.88 |

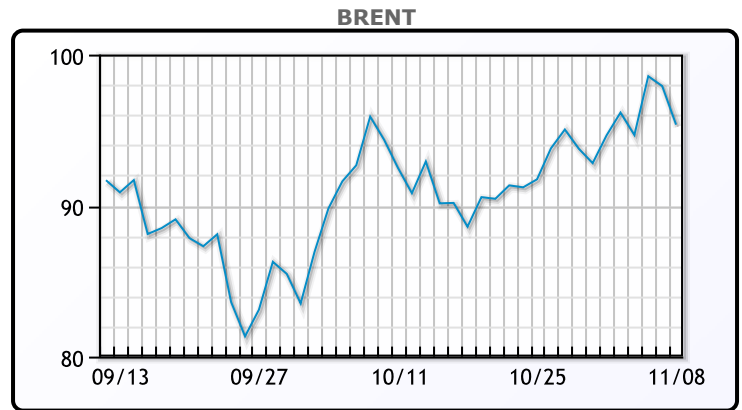
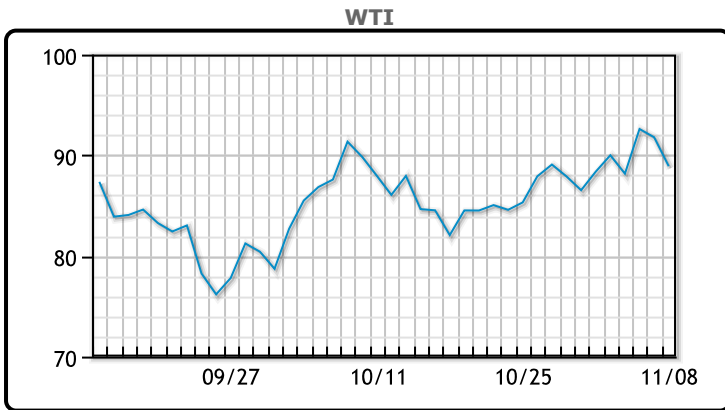
Market Commentary

Oil prices slid on Tuesday on China demand worries and the U.S. midterm elections. On Monday, both benchmarks hit their highest since August on reports that leaders in China were weighing an exit from the country's strict COVID-19 restrictions, however, new cases have surged in Guangzhou and other Chinese cities, dimming prospects for fewer restrictions.

U.S. West Texas Intermediate (WTI) crude fell \$2.88, or 3.14% per cent, to close at \$88.91 per barrel. Brent futures for January delivery fell \$2.56 to US\$95.36 per barrel, a 2.6% per cent per cent loss on the day.

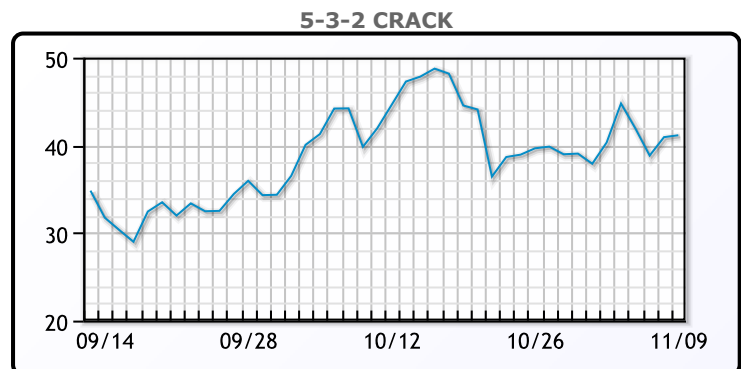
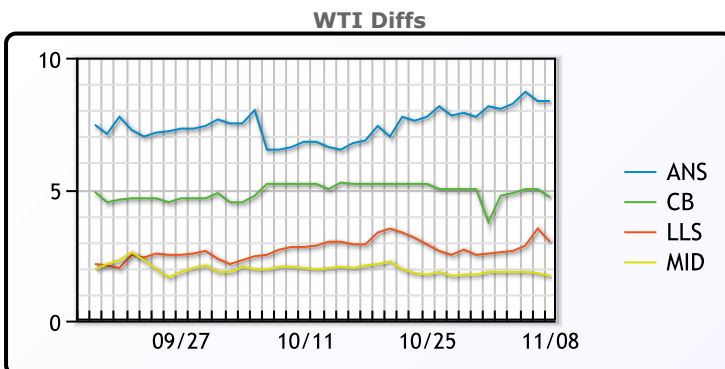
Natgas got hit hard as well as growing supply outweighed weather concerns.

Crude & Product Markets



| CRUDE | | | |
|-------|-------|----------|-----------|
| | Last | Week Ago | Month Ago |
| ANS | 97.26 | 96.52 | 99.44 |
| BLS | 93.61 | 92.12 | 97.84 |
| LLS | 91.91 | 90.92 | 95.44 |
| Mid | 90.61 | 90.22 | 94.64 |
| WTI | 88.91 | 88.37 | 92.64 |

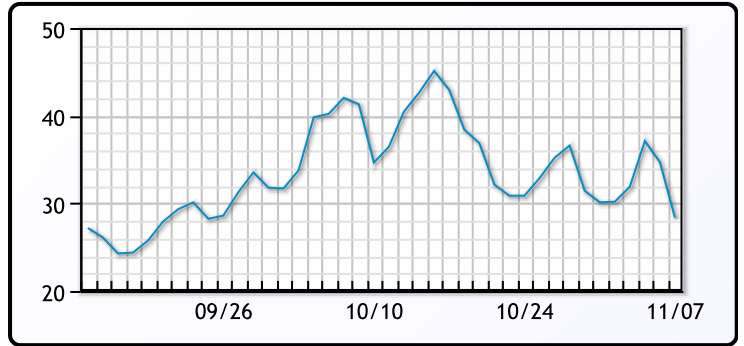
| PRODUCTS | | | |
|-----------|--------|----------|-----------|
| | Last | Week Ago | Month Ago |
| Gulf RBOB | 243.42 | 249.2 | 276.58 |
| Gulf ULSD | 363.52 | 363.11 | 403.37 |
| NYH RBOB | 298.17 | 294.95 | 285.58 |
| NYH ULSD | 489.57 | 444.61 | 432.37 |
| USGC 3% | 61.63 | 60.13 | 61.88 |



3-2-1 Crack



Gulf 3-2-1 Crack



NGLs

MB

| | Last | Week Ago | Month Ago |
|------------------|--------|----------|-----------|
| Butane | 103 | 100.25 | 103 |
| IsoButane | 109.75 | 107 | 117 |
| Natural Gasoline | 163 | 166.25 | 174.75 |
| Propane | 88.5 | 87.75 | 91.25 |

CONWAY

| | Last | Week Ago | Month Ago |
|------------------|--------|----------|-----------|
| Butane | 104.75 | 101.25 | 105 |
| IsoButane | 131 | 128 | 129.5 |
| Natural Gasoline | 174.25 | 169 | 176 |
| Propane | 92 | 89.25 | 92.25 |

MB NON

| | Last | Week Ago | Month Ago |
|------------------|--------|----------|-----------|
| Butane | 103.75 | 100.5 | 105 |
| IsoButane | 109.75 | 107 | 117 |
| Natural Gasoline | 161.5 | 165.25 | 174 |
| Propane | 88.5 | 87.5 | 91.13 |

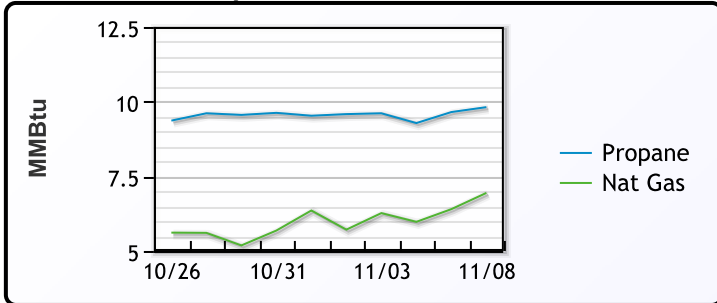
EDMONTON

| | Last | Week Ago | Month Ago |
|---------|------|----------|-----------|
| Propane | 77 | 74.75 | 77.5 |

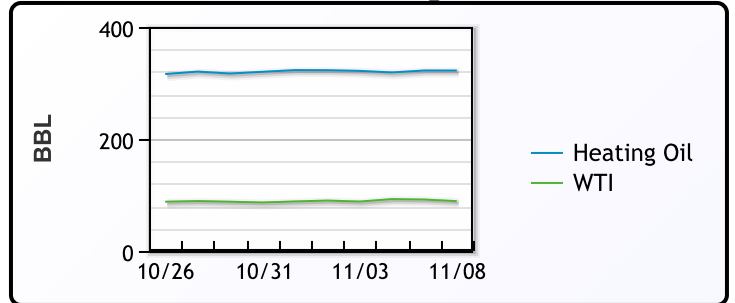
SARNIA

| | Last | Week Ago | Month Ago |
|---------|------|----------|-----------|
| Propane | 116 | 116.5 | 119 |

Propane MT.B Tet vs Nat Gas



WTI vs Heating Oil



FX

| | Last | Change |
|------|---------|--------|
| CAD | 1.3435 | 0.0008 |
| DXY | 109.636 | -0.484 |
| Gold | 1710.81 | -1.61 |

RATES

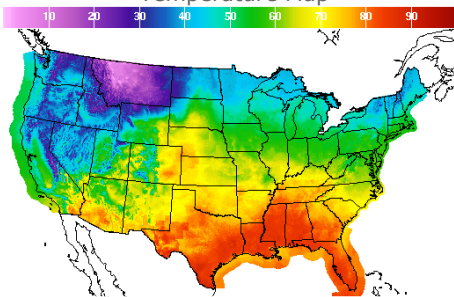
| | Last | Change |
|----------|--------|--------|
| US 2yr | 4.659 | 0.0084 |
| US 10yr | 4.1339 | 0.0105 |
| CAN 10yr | 3.481 | -0.12 |

EQUITIES

| | Last | Change |
|---------|----------|--------|
| Nasdaq | 10616.2 | 51.68 |
| TSX | 1189.481 | 6.474 |
| S&P 500 | 3828.11 | 21.31 |

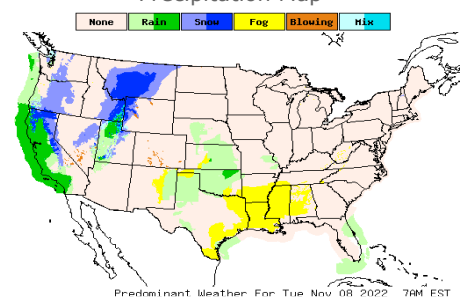
Weather Data

Temperature Map



| City | HIGH °F | LOW °F |
|--------------|---------|--------|
| Calgary | 3 | -14 |
| Conway | 41 | 30 |
| Cushing | 68 | 59 |
| Denver | 65 | 45 |
| Houston | 85 | 70 |
| Mont Belvieu | 82 | 68 |
| Sarnia | 49 | 41 |
| Williston | 29 | 14 |

Precipitation Map



This report has been prepared by PFL Petroleum Limited personnel for your information only and the views expressed are intended to provide market commentary and are not recommendations. This report is not an offer to sell or a solicitation of any offer to buy any security. The information contained herein has been compiled by PFL from sources believed to be reliable, but no representation or warranty, express or implied, is made by PFL Petroleum Limited, its affiliates or any other person as to its accuracy, completeness or correctness. Copyright 2017 PFL Petroleum Limited. All Rights Reserved