



MARKET DAILY

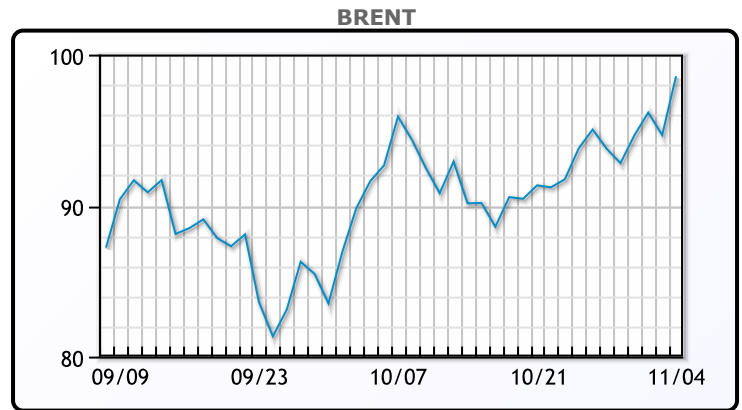
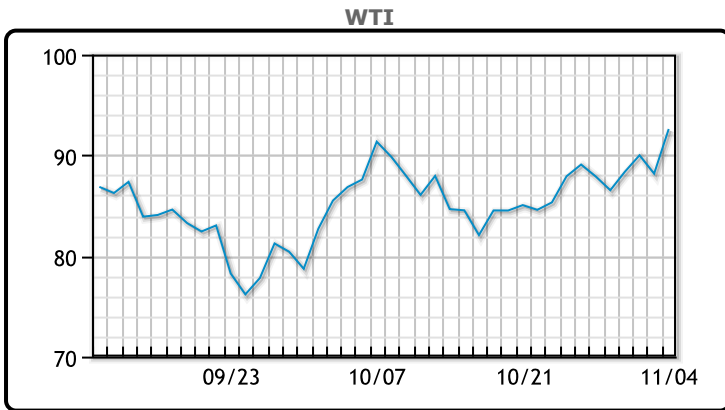
<https://www.pflpetroleum.com>
 1865 Veterans Park Dr. Suite 303
 Naples, Florida 34109
 Phone: 239-390-2885
 Fax: 239-949-0611
 Nov 7, 2022 8:02 PM

Major Energy Futures		
	Settle	Change
Brent	97.92	-0.65
Gas Oil	1096.5	7.75
Natural Gas	6.944	0.544
RBOB	265.31	-8.17
ULSD	378.11	-13.37
WTI	91.79	-0.82

Market Commentary

Oil prices fell on Monday, paring gains after rising to more than two-month highs, on mixed signals over China, the world's top crude importer, potentially relaxing its strict COVID-19 restrictions. If China opens up their economy supply would certainly tighten and put upward pressure on prices – China knows this as well so it will be interesting to see how this turns out. Certainly China must know by now that a 0 COVID policy does not prevent the spread of COVID itself it needs to work its way through the system. U.S. West Texas Intermediate crude dropped 82 cents to settle at US \$91.79/bbl. It earlier rose 74 cents to a session high of US\$93.74/bbl, the highest since Aug. 30.

Crude & Product Markets

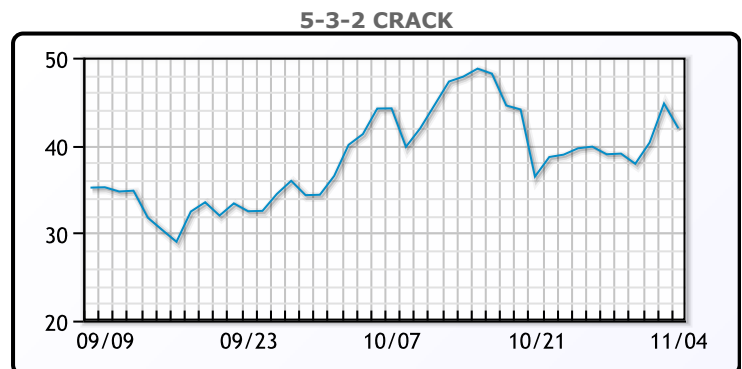
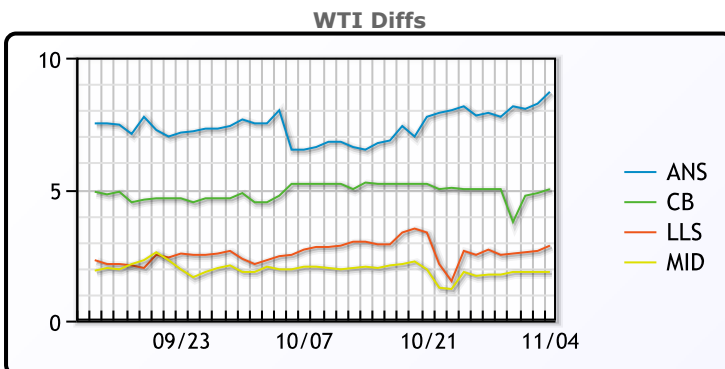


CRUDE

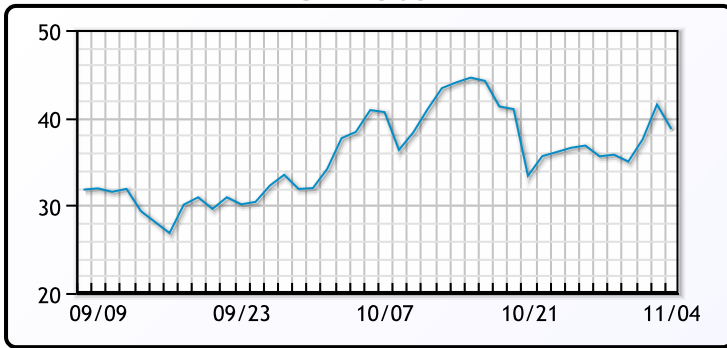
	Last	Week Ago	Month Ago
ANS	100.14	94.28	99.44
BLS	96.79	91.53	97.84
LLS	95.29	89.03	95.44
Mid	93.59	88.28	94.64
WTI	91.79	86.53	92.64

PRODUCTS

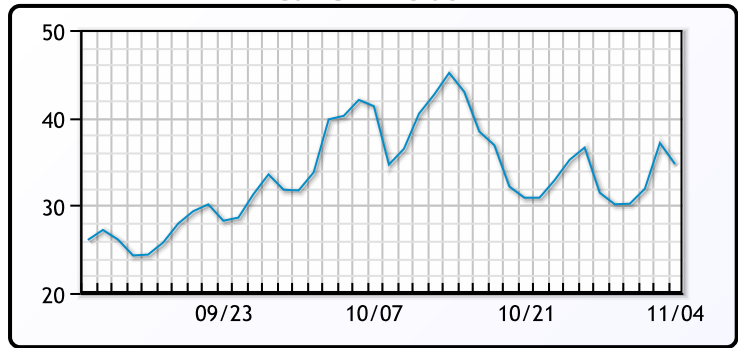
	Last	Week Ago	Month Ago
Gulf RBOB	246.06	242.19	276.58
Gulf ULSD	369.36	364.41	403.37
NYH RBOB	301.81	286.57	285.58
NYH ULSD	453.11	447.41	432.37
USGC 3%	63.38	57.63	61.88



3-2-1 Crack



Gulf 3-2-1 Crack



NGLs

MB

	Last	Week Ago	Month Ago
Butane	103.13	99.13	103
IsoButane	113	106.13	117
Natural Gasoline	166.75	161.5	174.75
Propane	89.88	87.25	91.25

CONWAY

	Last	Week Ago	Month Ago
Butane	105	100.63	105
IsoButane	134	132	129.5
Natural Gasoline	175	165.5	176
Propane	92	87.25	92.25

MB NON

	Last	Week Ago	Month Ago
Butane	103.88	99.63	105
IsoButane	113	106.13	117
Natural Gasoline	164.75	161.25	174
Propane	89.88	86.88	91.13

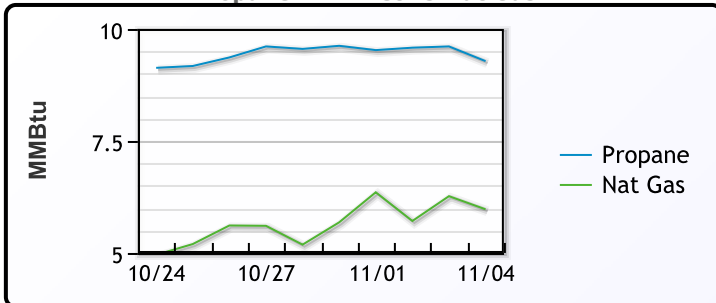
EDMONTON

	Last	Week Ago	Month Ago
Propane	77	72.75	77.5

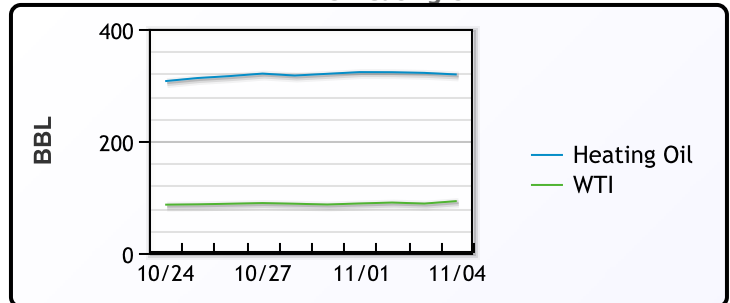
SARNIA

	Last	Week Ago	Month Ago
Propane	116	116	119

Propane MT.B Tet vs Nat Gas



WTI vs Heating Oil



FX

	Last	Change
CAD	1.3486	-0.0008
DXY	110.12	0
Gold	1676.39	0.76

RATES

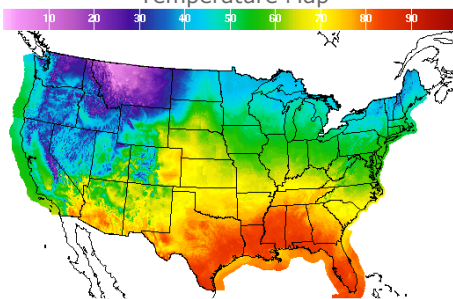
	Last	Change
US 2yr	4.7196	-0.0021
US 10yr	4.2156	0.0021
CAN 10yr	3.601	0.097

EQUITIES

	Last	Change
Nasdaq	10564.52	89.27
TSX	1183.007	4.84
S&P 500	3806.8	36.25

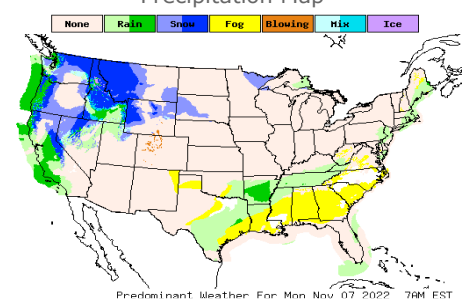
Weather Data

Temperature Map



City	HIGH °F	LOW °F
Calgary	3	-6
Conway	30	20
Cushing	69	50
Denver	51	38
Houston	85	71
Mont Belvieu	82	70
Sarnia	53	42
Williston	30	12

Precipitation Map



This report has been prepared by PFL Petroleum Limited personnel for your information only and the views expressed are intended to provide market commentary and are not recommendations. This report is not an offer to sell or a solicitation of any offer to buy any security. The information contained herein has been compiled by PFL from sources believed to be reliable, but no representation or warranty, express or implied, is made by PFL Petroleum Limited, its affiliates or any other person as to its accuracy, completeness or correctness. Copyright 2017 PFL Petroleum Limited. All Rights Reserved