



# MARKET DAILY

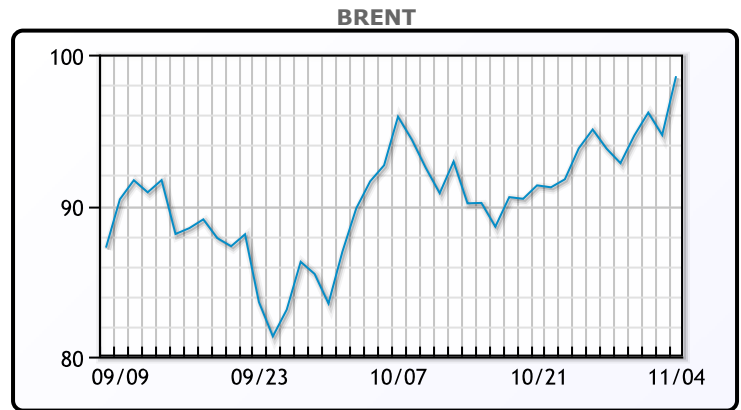
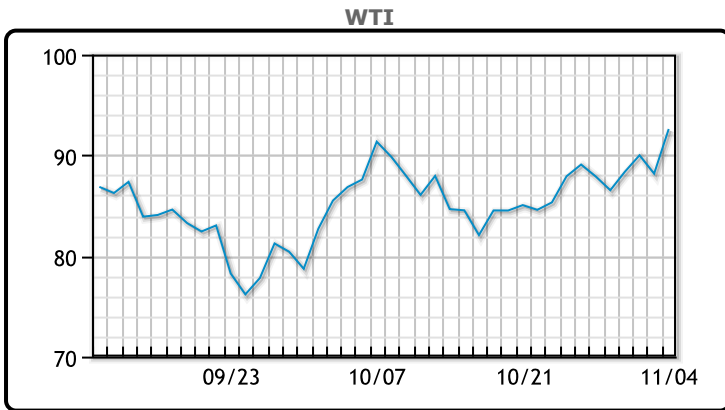
<https://www.pflpetroleum.com>  
 1865 Veterans Park Dr. Suite 303  
 Naples, Florida 34109  
 Phone: 239-390-2885  
 Fax: 239-949-0611  
 Nov 4, 2022 7:31 PM

Major Energy Futures		
	Settle	Change
Brent	98.57	3.9
Gas Oil	1115	53
Natural Gas	6.4	-0.293
RBOB	273.48	-0.33
ULSD	391.48	18.79
WTI	92.61	4.44

**Market Commentary**

Oil prices rallied today amid uncertainty of future interest rates hikes and a looming EU ban on Russian oil. Optimism around Chinas Covid-19 policy is also pushing prices higher as a former disease control official said substantial changes would be coming soon. Today's payrolls report showed a small jump in the unemployment rate, which could actually be considered bullish as it gives the Fed some wiggle room to shift towards smaller rate hikes. Both contracts had a strong week but gains were ultimately capped. "The China re-opening talk this morning got oil going, but the various Fed representatives have been making it clear there's a long way to go with respect to interest rate hikes, and oil markets are more sensitive to that," said John Kilduff, partner at Again Capital LLC. WTI traded up \$4.44 or 5.04% to close at \$92.61. Brent traded up \$3.90 or 4.12% to close at \$98.57.

## Crude & Product Markets

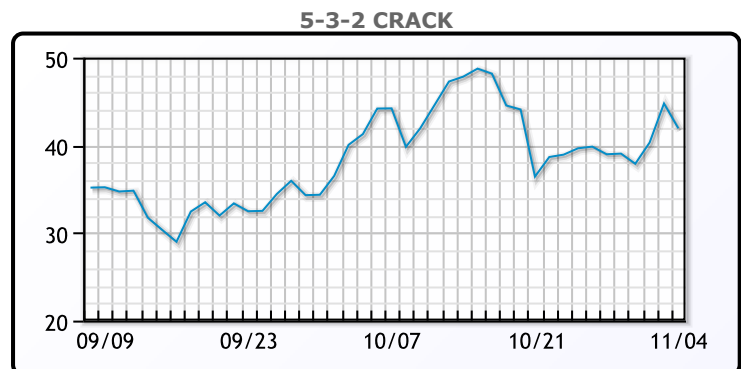
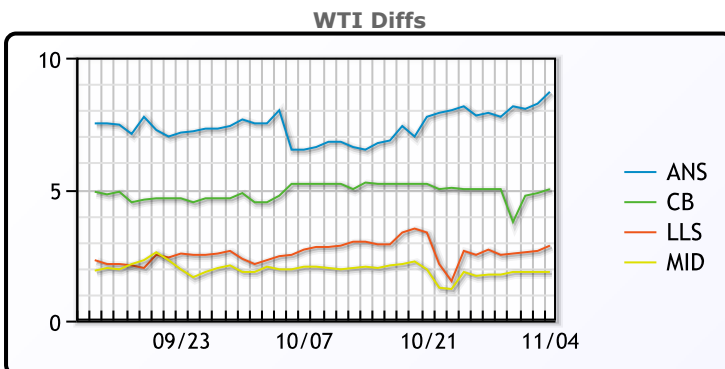


**CRUDE**

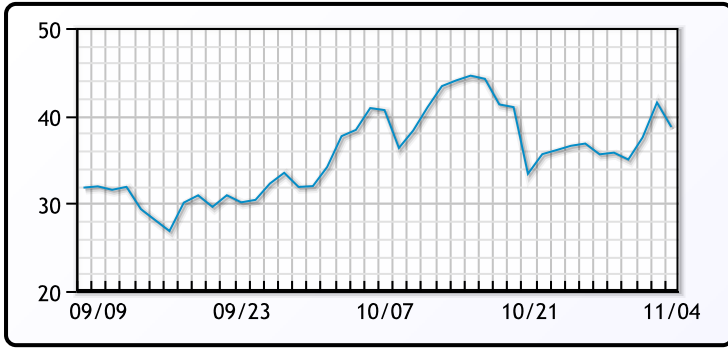
	Last	Week Ago	Month Ago
ANS	101.31	95.8	93.02
BLS	97.61	92.9	91.72
LLS	95.46	90.6	89.02
Mid	94.46	89.65	88.47
WTI	92.61	87.9	86.52

**PRODUCTS**

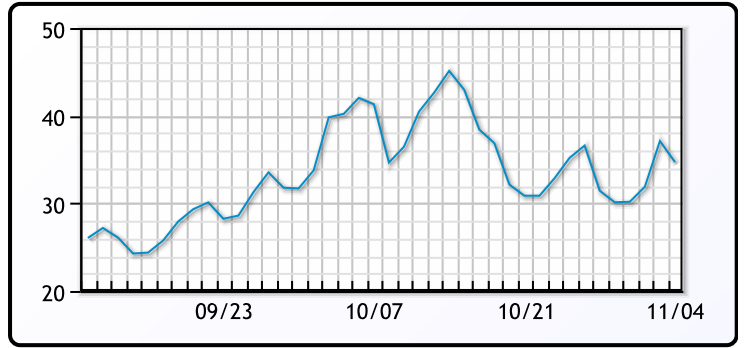
	Last	Week Ago	Month Ago
Gulf RBOB	258.23	248.29	276.43
Gulf ULSD	384.98	371.05	358.83
NYH RBOB	314.48	309.66	283.55
NYH ULSD	486.48	484.98	375.58
USGC 3%	63.88	56.88	58.63



**3-2-1 Crack**



**Gulf 3-2-1 Crack**



**NGLs**

**MB**

	Last	Week Ago	Month Ago
Butane	103	97.25	100.75
IsoButane	109	106.88	113.75
Natural Gasoline	168.25	163.75	165.75
Propane	88.38	88.13	88

**CONWAY**

	Last	Week Ago	Month Ago
Butane	102.75	102.5	102
IsoButane	135	131	137
Natural Gasoline	176.25	166.5	167
Propane	90.88	88.25	88.5

**MB NON**

	Last	Week Ago	Month Ago
Butane	102.75	100.25	101.75
IsoButane	109	106.88	113.75
Natural Gasoline	167.25	163.5	166
Propane	88.38	87.63	88.25

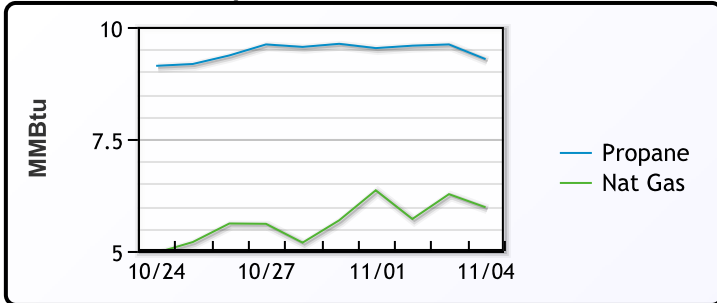
**EDMONTON**

	Last	Week Ago	Month Ago
Propane	75.63	74.25	74.5

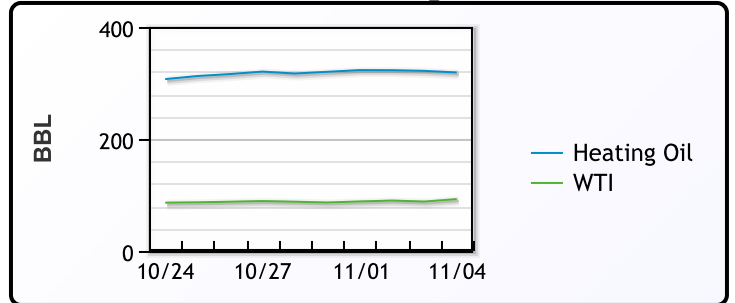
**SARNIA**

	Last	Week Ago	Month Ago
Propane	113.5	116	114.75

**Propane MT.B Tet vs Nat Gas**



**WTI vs Heating Oil**



**FX**

	Last	Change
CAD	1.3479	-0.0267
DXY	110.877	-2.053
Gold	1681.87	52.38

**RATES**

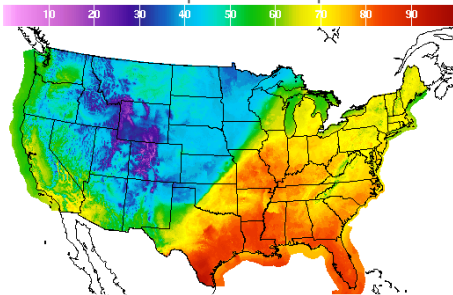
	Last	Change
US 2yr	4.6584	-0.0554
US 10yr	4.1584	0.0115
CAN 10yr	3.504	0.09

**EQUITIES**

	Last	Change
Nasdaq	10475.25	132.31
TSX	1178.167	11.175
S&P 500	3770.55	50.66

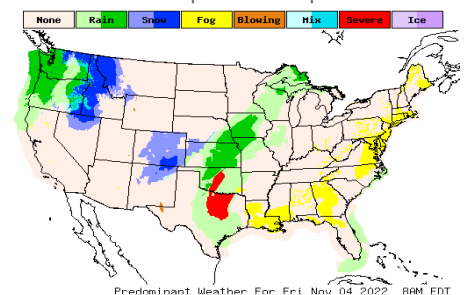
**Weather Data**

**Temperature Map**



City	HIGH °F	LOW °F
Calgary	35	13
Conway	40	25
Cushing	72	42
Denver	44	28
Houston	85	72
Mont Belvieu	80	70
Sarnia	67	52
Williston	44	25

**Precipitation Map**



This report has been prepared by PFL Petroleum Limited personnel for your information only and the views expressed are intended to provide market commentary and are not recommendations. This report is not an offer to sell or a solicitation of any offer to buy any security. The information contained herein has been compiled by PFL from sources believed to be reliable, but no representation or warranty, express or implied, is made by PFL Petroleum Limited, its affiliates or any other person as to its accuracy, completeness or correctness. Copyright 2017 PFL Petroleum Limited. All Rights Reserved