



# MARKET DAILY

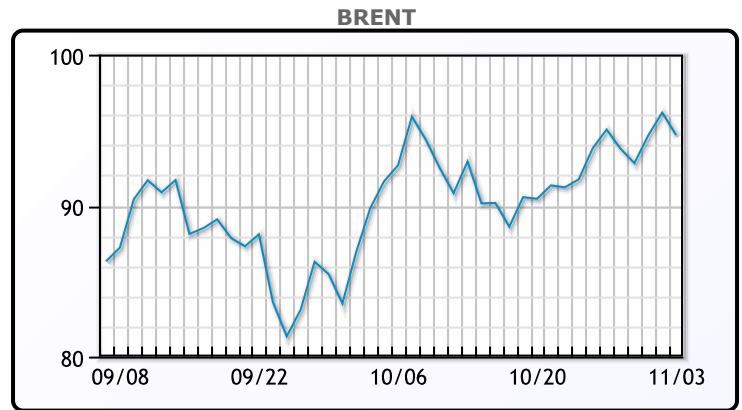
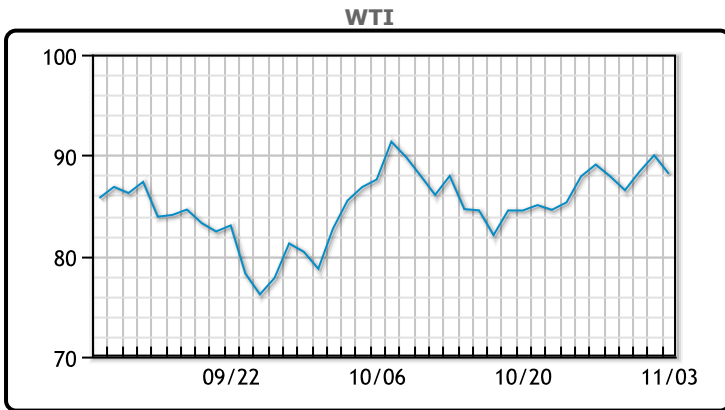
<https://www.pflpetroleum.com>  
 1865 Veterans Park Dr. Suite 303  
 Naples, Florida 34109  
 Phone: 239-390-2885  
 Fax: 239-949-0611  
 Nov 3, 2022 7:13 PM

Major Energy Futures		
	Settle	Change
Brent	94.67	-1.49
Gas Oil	1107.25	6.75
Natural Gas	5.975	-0.293
RBOB	269.39	-0.33
ULSD	386.53	18.79
WTI	88.17	-1.83

**Market Commentary**

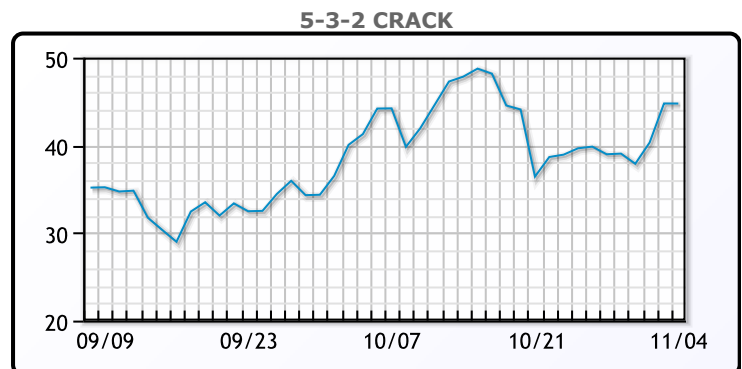
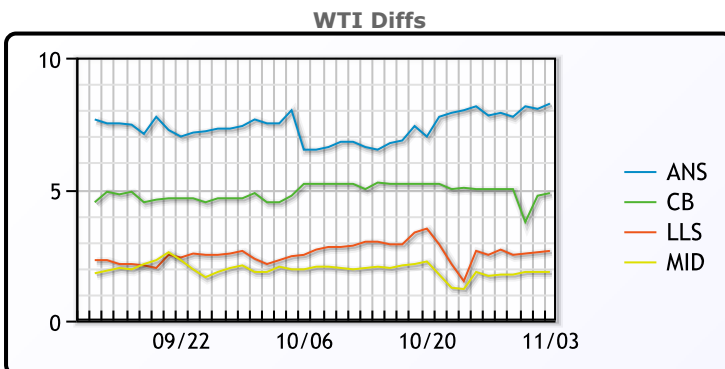
Oil prices were down today, as China stands by its zero Covid policy. Markets also were weighed down today by yesterdays Fed decision and subsequent press conference. Comments from the Fed chair raised fears of a global recession that would hurt fuel demand. Rising rates are also pushing the dollar higher. "Oil is battling both a weakening global economic outlook and a surging dollar. It seems these bearish drivers won't be easing up anytime soon," said Edward Moya, senior market analyst at data and analytics firm OANDA. Unemployment also fell last week unexpectedly, which is normally good news but may make the Fed feel like they have more room to tighten. WTI was down \$1.83 or -2% to close at \$88.17. Brent traded down \$1.49 or -1.5% to close at \$94.67

## Crude & Product Markets

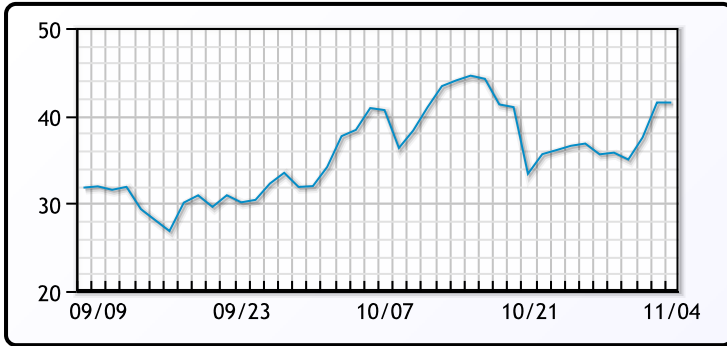


CRUDE			
	Last	Week Ago	Month Ago
ANS	96.42	96.88	91.63
BLS	93.02	94.08	88.38
LLS	90.82	91.58	86.08
Mid	90.02	90.78	85.58
WTI	88.17	89.08	83.63

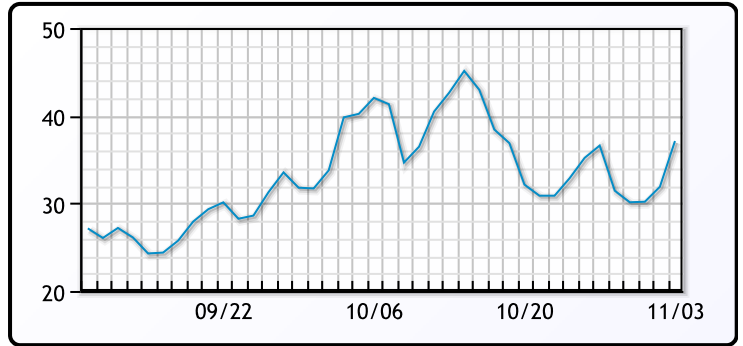
PRODUCTS			
	Last	Week Ago	Month Ago
Gulf RBOB	254.89	262.15	261.29
Gulf ULSD	386.53	371.92	349.16
NYH RBOB	312.39	326.16	264.79
NYH ULSD	471.53	458.89	354.41
USGC 3%	60.88	57.13	56.88



3-2-1 Crack



Gulf 3-2-1 Crack



NGLs

MB

	Last	Week Ago	Month Ago
Butane	98.5	97.13	99.5
IsoButane	105.25	106.38	109.25
Natural Gasoline	163	166.5	161.5
Propane	85	87.5	85.75

CONWAY

	Last	Week Ago	Month Ago
Butane	100	101.63	99.25
IsoButane	135	124	137
Natural Gasoline	166.5	169.25	162
Propane	87.25	86.88	86.5

MB NON

	Last	Week Ago	Month Ago
Butane	99.25	100.38	99.5
IsoButane	105.25	106.38	109.25
Natural Gasoline	162	166.25	161.5
Propane	85	87.5	86.13

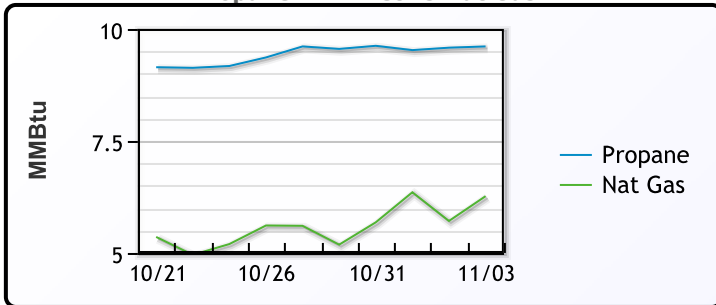
EDMONTON

	Last	Week Ago	Month Ago
Propane	72	71.88	72.5

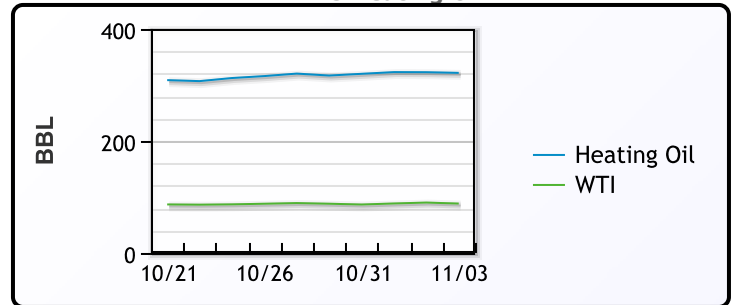
SARNIA

	Last	Week Ago	Month Ago
Propane	116.5	116	114.75

Propane MT.B Tet vs Nat Gas



WTI vs Heating Oil



FX

	Last	Change
CAD	1.3744	-0.0002
DXY	112.93	1.585
Gold	1630.04	0.55

RATES

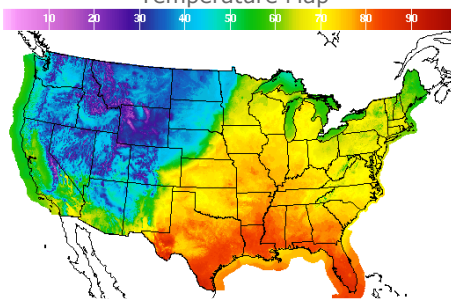
	Last	Change
US 2yr	4.7138	0.0941
US 10yr	4.1469	0.0464
CAN 10yr	3.414	0.082

EQUITIES

	Last	Change
Nasdaq	10342.94	-181.86
TSX	1166.992	-2.283
S&P 500	3719.89	-39.8

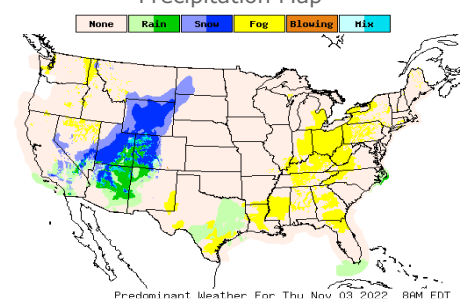
Weather Data

Temperature Map



City	HIGH °F	LOW °F
Calgary	24	3
Conway	53	34
Cushing	72	61
Denver	53	33
Houston	83	69
Mont Belvieu	79	67
Sarnia	63	48
Williston	39	29

Precipitation Map



This report has been prepared by PFL Petroleum Limited personnel for your information only and the views expressed are intended to provide market commentary and are not recommendations. This report is not an offer to sell or a solicitation of any offer to buy any security. The information contained herein has been compiled by PFL from sources believed to be reliable, but no representation or warranty, express or implied, is made by PFL Petroleum Limited, its affiliates or any other person as to its accuracy, completeness or correctness. Copyright 2017 PFL Petroleum Limited. All Rights Reserved