



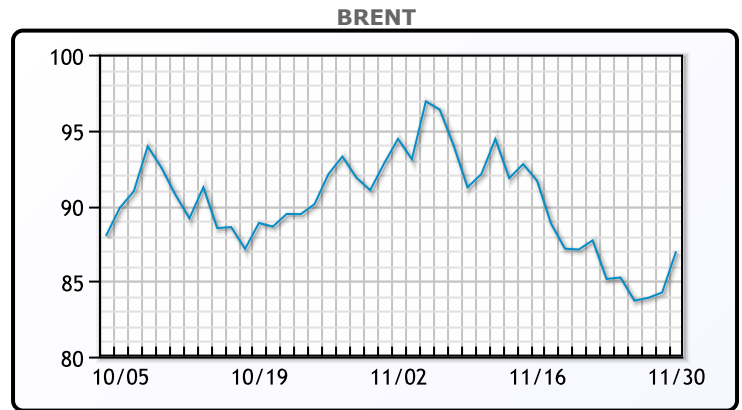
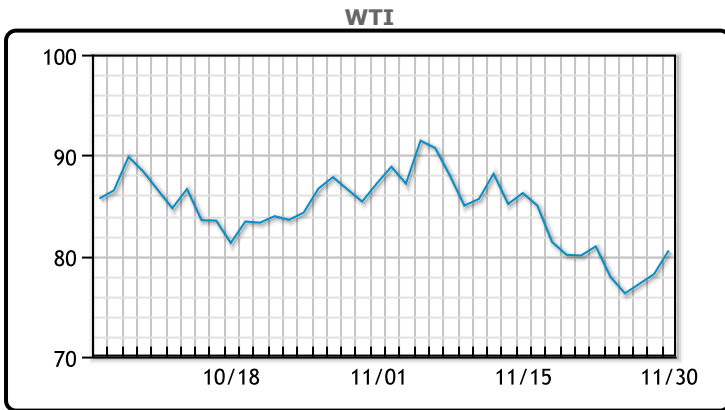
MARKET DAILY

<https://www.pflpetroleum.com>
 1865 Veterans Park Dr. Suite 303
 Naples, Florida 34109
 Phone: 239-390-2885
 Fax: 239-949-0611
 Nov 30, 2022 7:23 PM

Major Energy Futures		
	Settle	Change
Brent	86.97	2.72
Gas Oil	927.25	5.25
Natural Gas	6.93	-0.305
RBOB	238.47	9.69
ULSD	336.35	11.96
WTI	80.55	2.35

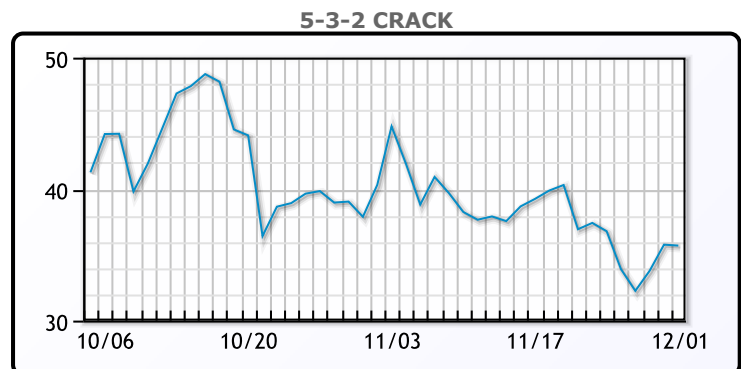
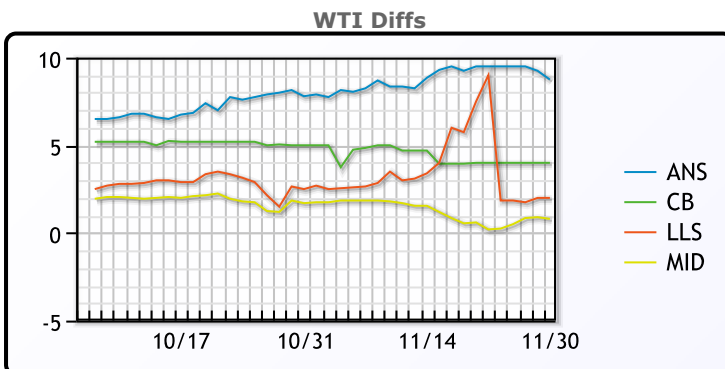
Market Commentary
 Oil prices were higher today buoyed by optimism of tighter supply and a weaker dollar. Gains were capped when OPEC+ announced they would hold their meeting next week virtually, a sign that policy change is likely not in the cards. Crude stocks were down almost 13MM/bbls, the biggest drop since 2019. However heating oil demand was down for the second consecutive week heading into winter. "Running all that crude oil through the refinery, you're going to process a lot of distillate ... there is some reason for concern here," said Bob Yawger, director of energy futures at Mizuho. WTI traded up \$2.35 or 3.01% to close at \$80.55. Brent traded up \$2.40 or 2.8% to close at \$85.43.

Crude & Product Markets

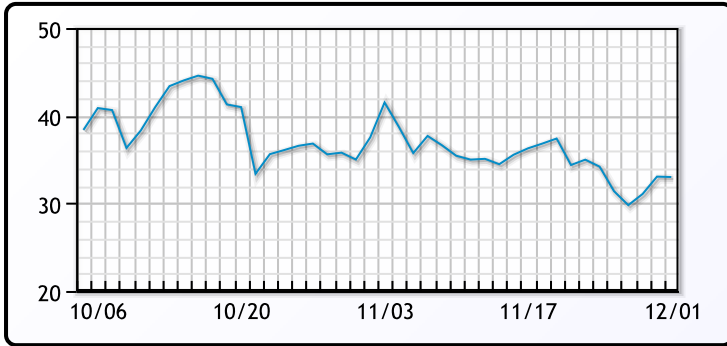


CRUDE			
	Last	Week Ago	Month Ago
ANS	89.3	87.34	95.8
BLS	84.55	81.84	92.9
LLS	82.55	79.69	90.6
Mid	81.35	78.34	89.65
WTI	80.55	77.84	87.9

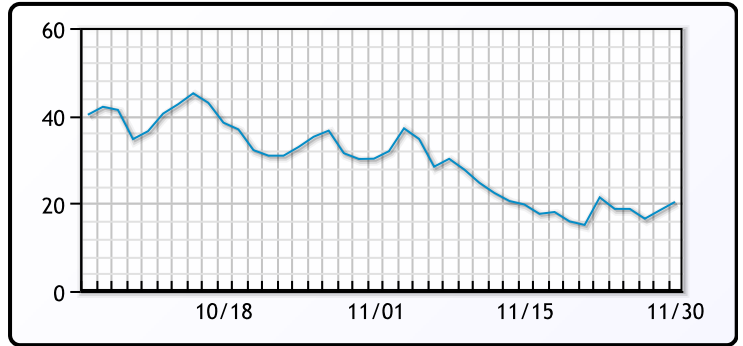
PRODUCTS			
	Last	Week Ago	Month Ago
Gulf RBOB	217.22	214.93	248.29
Gulf ULSD	311.6	299.43	371.05
NYH RBOB	243.35	267.94	309.66
NYH ULSD	336.29	335.93	484.98
USGC 3%	59.38	59.13	56.88



3-2-1 Crack



Gulf 3-2-1 Crack



NGLs

MB

	Last	Week Ago	Month Ago
Butane	95.38	97.5	97.25
IsoButane	102.38	103.63	106.88
Natural Gasoline	156	152.5	163.75
Propane	77.5	81.5	88.13

CONWAY

	Last	Week Ago	Month Ago
Butane	95.63	100	102.5
IsoButane	132	135	131
Natural Gasoline	175	170	166.5
Propane	77.5	82.75	88.25

MB NON

	Last	Week Ago	Month Ago
Butane	95.38	97.5	100.25
IsoButane	102.38	103.63	106.88
Natural Gasoline	151	149.5	163.5
Propane	77	80.75	87.63

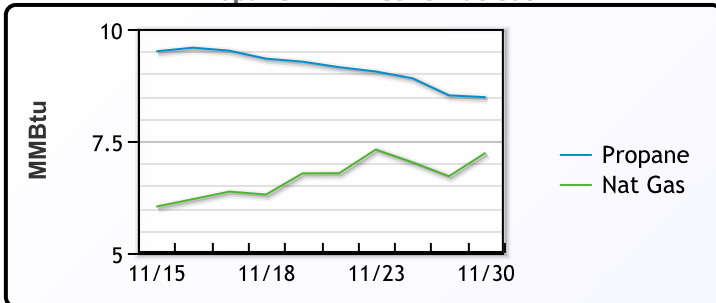
EDMONTON

	Last	Week Ago	Month Ago
Propane	66.5	72.25	74.25

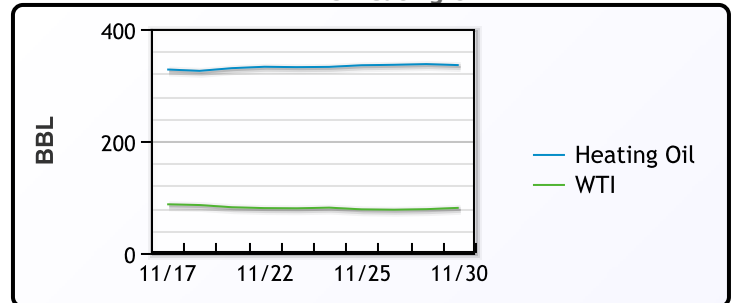
SARNIA

	Last	Week Ago	Month Ago
Propane	110	111	116

Propane MT.B Tet vs Nat Gas



WTI vs Heating Oil



FX

	Last	Change
CAD	1.3418	0.0006
DXY	105.95	-0.872
Gold	1776.54	8.01

RATES

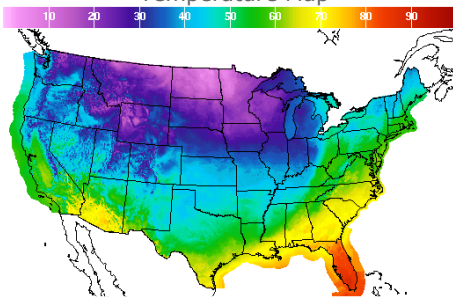
	Last	Change
US 2yr	4.3205	0.0103
US 10yr	3.6164	0.011
CAN 10yr	2.938	-0.059

EQUITIES

	Last	Change
Nasdaq	11468	484.22
TSX	1239.79	9.347
S&P 500	4080.11	122.48

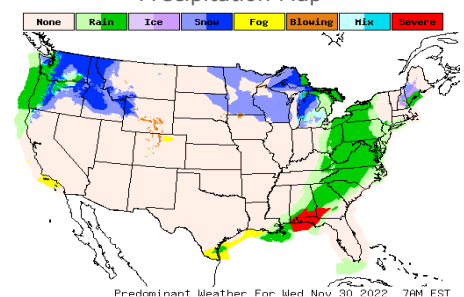
Weather Data

Temperature Map



City	HIGH °F	LOW °F
Calgary	2	-3
Conway	14	-1
Cushing	40	26
Denver	31	19
Houston	69	50
Mont Belvieu	68	46
Sarnia	52	28
Williston	12	-4

Precipitation Map



This report has been prepared by PFL Petroleum Limited personnel for your information only and the views expressed are intended to provide market commentary and are not recommendations. This report is not an offer to sell or a solicitation of any offer to buy any security. The information contained herein has been compiled by PFL from sources believed to be reliable, but no representation or warranty, express or implied, is made by PFL Petroleum Limited, its affiliates or any other person as to its accuracy, completeness or correctness. Copyright 2017 PFL Petroleum Limited. All Rights Reserved