



MARKET DAILY

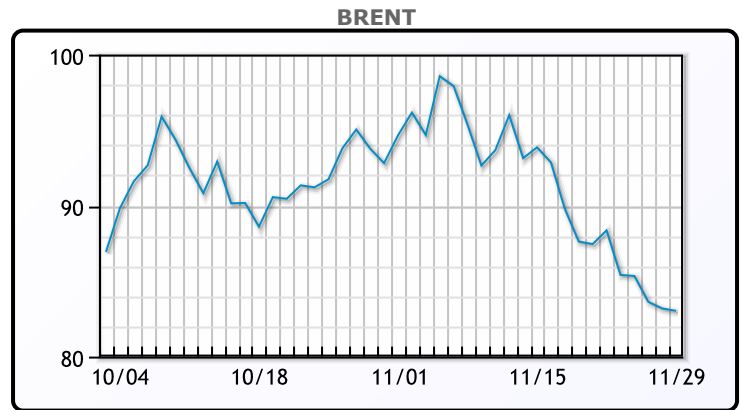
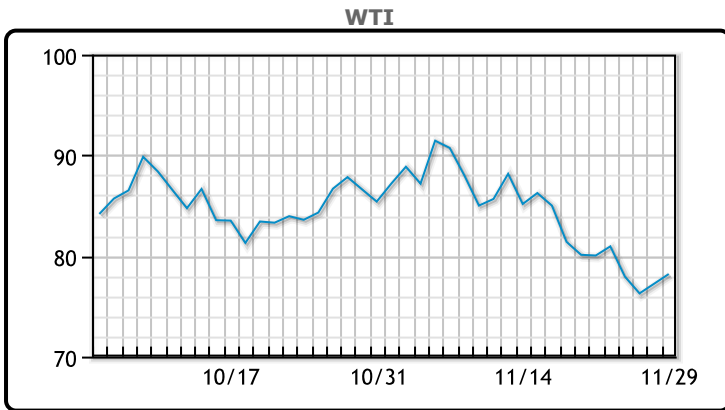
<https://www.pflpetroleum.com>
 1865 Veterans Park Dr. Suite 303
 Naples, Florida 34109
 Phone: 239-390-2885
 Fax: 239-949-0611
 Nov 29, 2022 7:14 PM

Major Energy Futures		
	Settle	Change
Brent	83.03	-0.16
Gas Oil	892.25	-29.25
Natural Gas	7.235	0.039
RBOB	233.21	0.24
ULSD	329.59	-2.37
WTI	78.2	0.96

Market Commentary

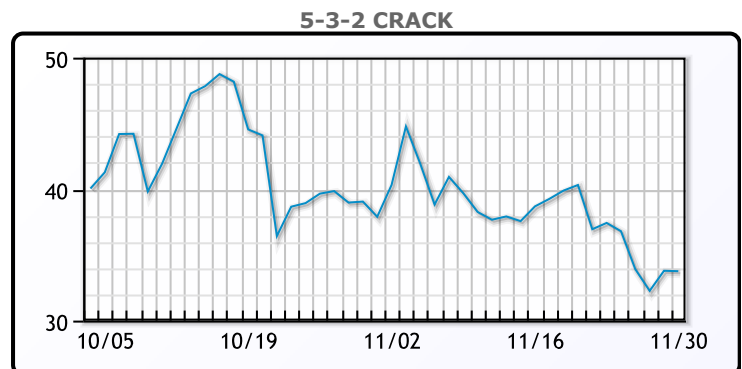
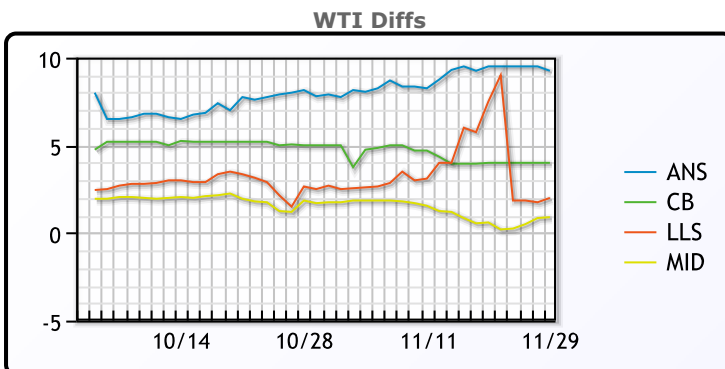
Oil prices were higher today on expectations of a lessening of China's strict Covid policy, especially as recent protests have emerged. The PRC plans to speed up Covid vaccinations for elderly people as one key stumbling block to eliminate the zero COVID policy. "The prospect of a return to normality, in an economy that is the world's largest oil importer, was enough to make oil prices jump in the first significant price rebound of the last two weeks," said ActivTrades analyst Ricardo Evangelista. Also helping prices is the weakening dollar which has been coming off of 20 year highs. Meanwhile five OPEC sources have said the group is likely to keep output unchanged. WTI traded up \$.96 or 1.2% to close at \$78.20. Brent traded down \$.16 or -.2% to close at \$83.03.

Crude & Product Markets

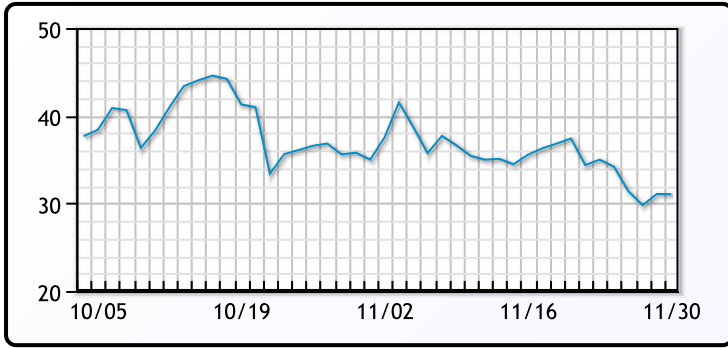


CRUDE			
	Last	Week Ago	Month Ago
ANS	87.45	90.4	95.8
BLS	82.2	84.9	92.9
LLS	80.2	82.75	90.6
Mid	79.1	81.15	89.65
WTI	78.2	80.9	87.9

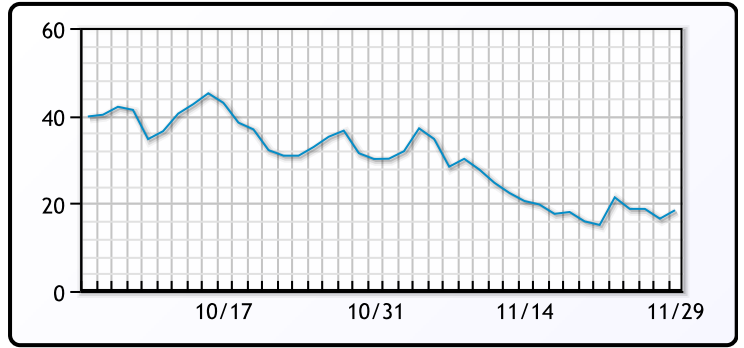
PRODUCTS			
	Last	Week Ago	Month Ago
Gulf RBOB	210.28	221.38	248.29
Gulf ULSD	300.02	308.88	371.05
NYH RBOB	236.96	282.05	309.66
NYH ULSD	330.34	351.13	484.98
USGC 3%	57.38	61.13	56.88



3-2-1 Crack



Gulf 3-2-1 Crack



NGLs

MB

	Last	Week Ago	Month Ago
Butane	94.13	98.25	97.25
IsoButane	102.13	104	106.88
Natural Gasoline	149.75	157	163.75
Propane	77.63	82.88	88.13

CONWAY

	Last	Week Ago	Month Ago
Butane	96.13	100.5	102.5
IsoButane	130	139	131
Natural Gasoline	167.5	166.5	166.5
Propane	77.69	84.88	88.25

MB NON

	Last	Week Ago	Month Ago
Butane	94.13	98.25	100.25
IsoButane	102.13	104	106.88
Natural Gasoline	144.25	151.75	163.5
Propane	77.13	82.25	87.63

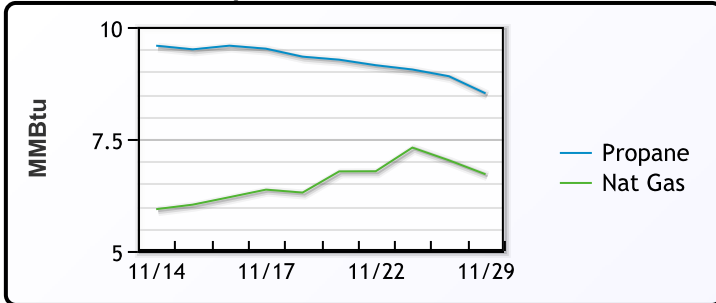
EDMONTON

	Last	Week Ago	Month Ago
Propane	66.19	72.38	74.25

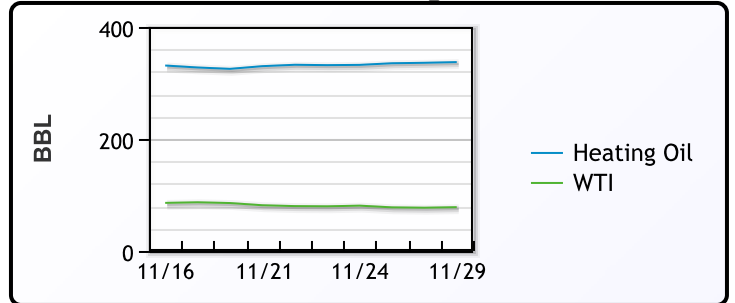
SARNIA

	Last	Week Ago	Month Ago
Propane	110	115.25	116

Propane MT.B Tet vs Nat Gas



WTI vs Heating Oil



FX

	Last	Change
CAD	1.3583	0.0004
DXY	106.822	0.141
Gold	1749.63	-0.22

RATES

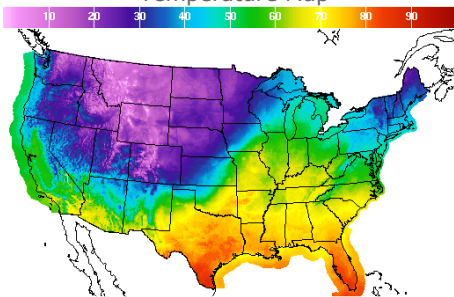
	Last	Change
US 2yr	4.4732	0
US 10yr	3.7404	-0.0037
CAN 10yr	2.997	0.057

EQUITIES

	Last	Change
Nasdaq	10983.78	-65.72
TSX	1230.443	1.64
S&P 500	3957.63	-6.31

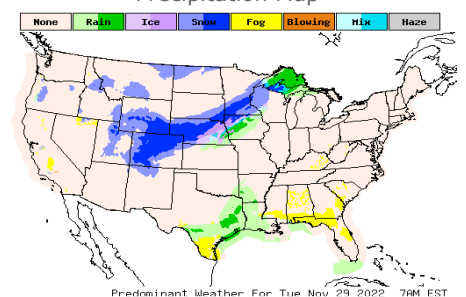
Weather Data

Temperature Map



City	HIGH °F	LOW °F
Calgary	5	-2
Conway	22	15
Cushing	62	34
Denver	26	19
Houston	80	64
Mont Belvieu	76	63
Sarnia	48	35
Williston	14	9

Precipitation Map



This report has been prepared by PFL Petroleum Limited personnel for your information only and the views expressed are intended to provide market commentary and are not recommendations. This report is not an offer to sell or a solicitation of any offer to buy any security. The information contained herein has been compiled by PFL from sources believed to be reliable, but no representation or warranty, express or implied, is made by PFL Petroleum Limited, its affiliates or any other person as to its accuracy, completeness or correctness. Copyright 2017 PFL Petroleum Limited. All Rights Reserved