



MARKET DAILY

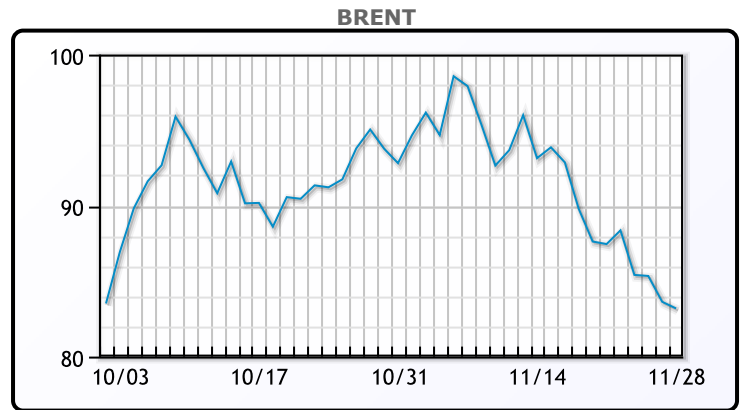
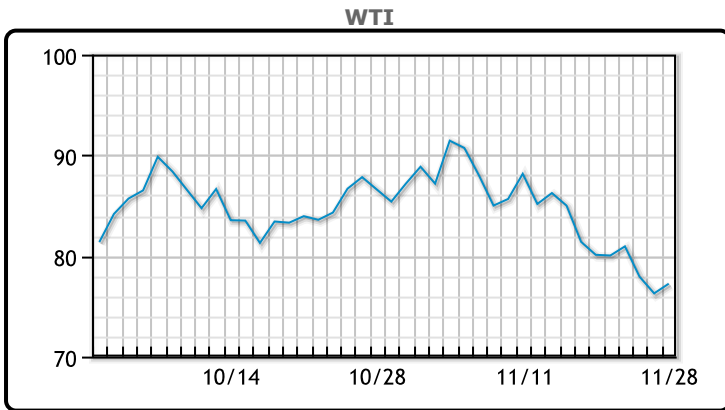
<https://www.pflpetroleum.com>
 1865 Veterans Park Dr. Suite 303
 Naples, Florida 34109
 Phone: 239-390-2885
 Fax: 239-949-0611
 Nov 28, 2022 7:24 PM

Major Energy Futures		
	Settle	Change
Brent	83.19	-0.44
Gas Oil	887	-5
Natural Gas	7.196	-0.134
RBOB	233.06	0.24
ULSD	321.54	-2.37
WTI	77.24	0.96

Market Commentary

Oil prices were mixed today after both contracts initially traded lower. "The word on the street is there's a rumor that OPEC+ is already starting to float the idea of a production cut on Sunday" said Matt Smith, lead oil analyst at Kpler. "That's helped reverse losses that were caused overnight by Chinese protests". The rumors of a possible cut outweighed an earlier sell-off built on the weak outlook out of China, where hundreds of demonstrators and police clashed on Sunday over strict COVID restrictions that have limited free moment among millions of residents. China has stuck with President Xi Jinping's zero-COVID policy even as much of the world has lifted most restrictions. WTI traded up \$.96 or 1.3% to close at \$77.24. Brent traded down \$.44 or -.5% to close at \$83.19.

Crude & Product Markets

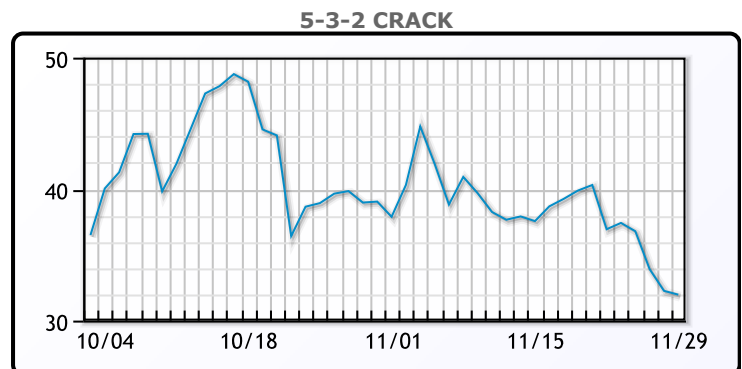
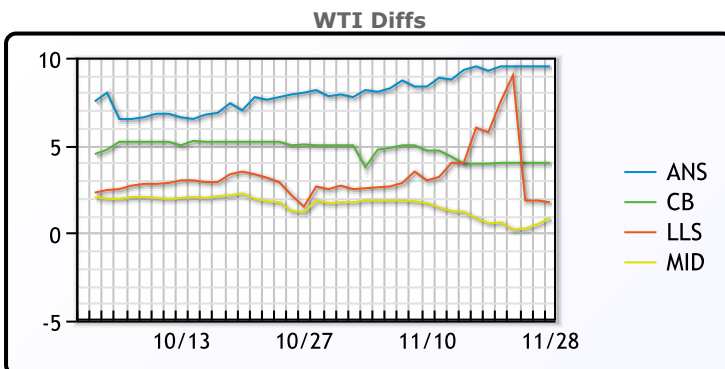


CRUDE

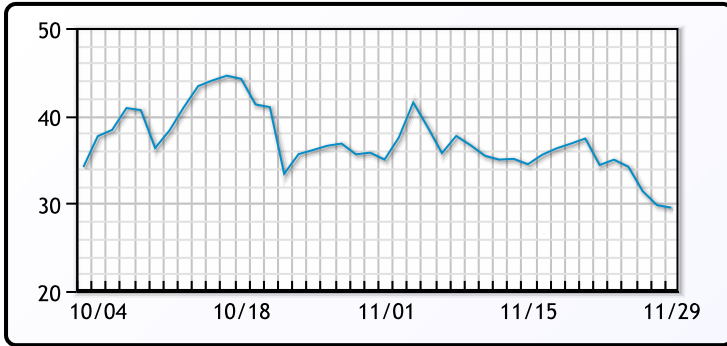
	Last	Week Ago	Month Ago
ANS	86.74	89.23	95.8
BLS	81.24	83.73	92.9
LLS	78.99	88.73	90.6
Mid	78.09	79.93	89.65
WTI	77.24	79.73	87.9

PRODUCTS

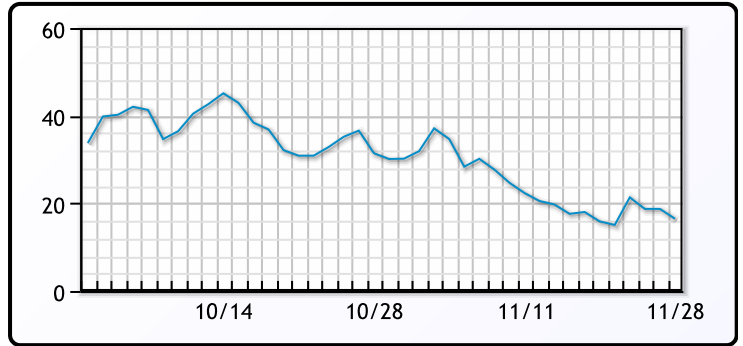
	Last	Week Ago	Month Ago
Gulf RBOB	206.73	214.21	248.29
Gulf ULSD	289.39	316.73	371.05
NYH RBOB	243.06	267.21	309.66
NYH ULSD	322.17	358.73	484.98
USGC 3%	57.13	60.38	56.88



3-2-1 Crack



Gulf 3-2-1 Crack



NGLs

MB

	Last	Week Ago	Month Ago
Butane	93.5	97.5	97.25
IsoButane	99.5	103.75	106.88
Natural Gasoline	160	154.75	163.75
Propane	78	83.75	88.13

CONWAY

	Last	Week Ago	Month Ago
Butane	97.75	100	102.5
IsoButane	130	137.5	131
Natural Gasoline	168	166	166.5
Propane	35.95	85.5	88.25

MB NON

	Last	Week Ago	Month Ago
Butane	93.88	97.75	100.25
IsoButane	99.5	103.75	106.88
Natural Gasoline	144	149.5	163.5
Propane	77.75	82.75	87.63

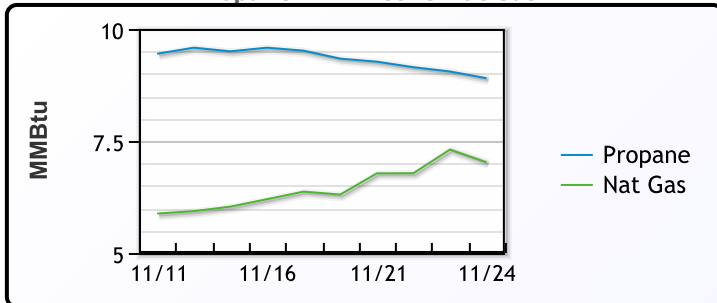
EDMONTON

	Last	Week Ago	Month Ago
Propane	67	72.75	74.25

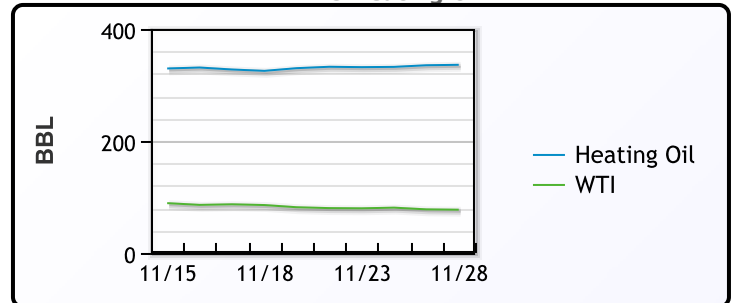
SARNIA

	Last	Week Ago	Month Ago
Propane	110	115.25	116

Propane MT.B Tet vs Nat Gas



WTI vs Heating Oil



FX

	Last	Change
CAD	1.3483	-0.0013
DXY	106.681	0.722
Gold	1742.09	0.73

RATES

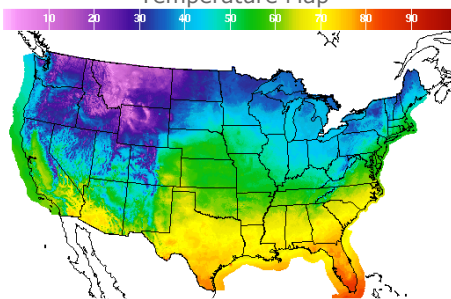
	Last	Change
US 2yr	4.4422	0.0041
US 10yr	3.683	0.0018
CAN 10yr	2.94	0.006

EQUITIES

	Last	Change
Nasdaq	11049.5	-176.86
TSX	1228.803	-8.289
S&P 500	3963.94	-62.18

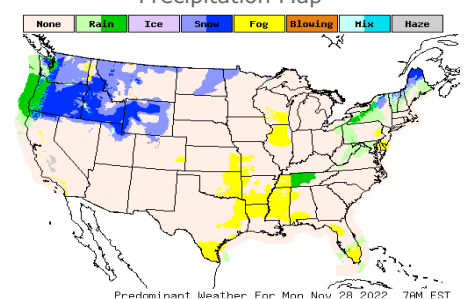
Weather Data

Temperature Map



City	HIGH °F	LOW °F
Calgary	10	4
Conway	32	20
Cushing	58	37
Denver	50	27
Houston	71	55
Mont Belvieu	69	52
Sarnia	40	34
Williston	35	13

Precipitation Map



This report has been prepared by PFL Petroleum Limited personnel for your information only and the views expressed are intended to provide market commentary and are not recommendations. This report is not an offer to sell or a solicitation of any offer to buy any security. The information contained herein has been compiled by PFL from sources believed to be reliable, but no representation or warranty, express or implied, is made by PFL Petroleum Limited, its affiliates or any other person as to its accuracy, completeness or correctness. Copyright 2017 PFL Petroleum Limited. All Rights Reserved