



# MARKET DAILY

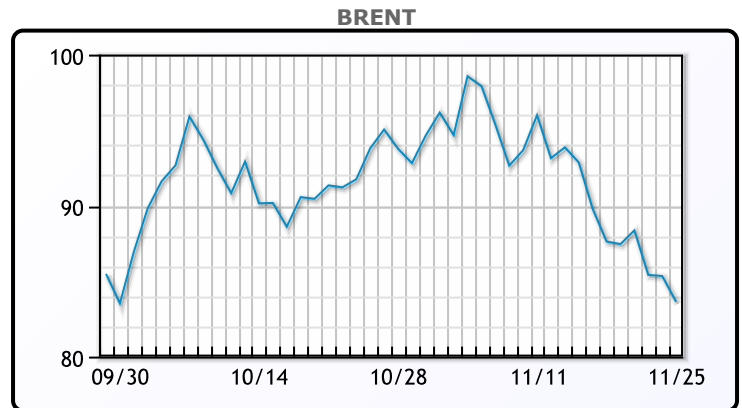
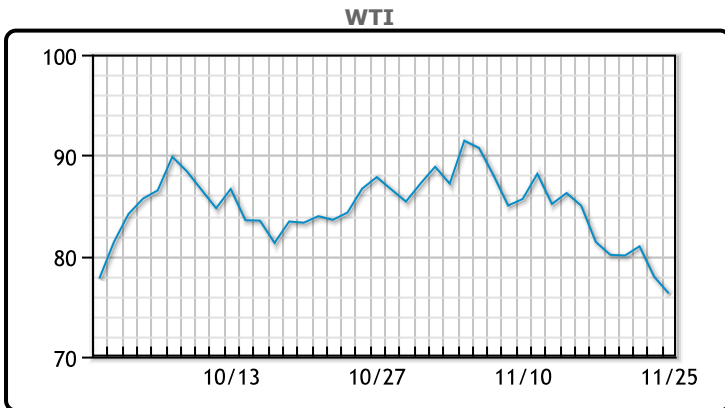
<https://www.pflpetroleum.com>  
 1865 Veterans Park Dr. Suite 303  
 Naples, Florida 34109  
 Phone: 239-390-2885  
 Fax: 239-949-0611  
 Nov 25, 2022 10:32 PM

Major Energy Futures		
	Settle	Change
Brent	83.63	-1.71
Gas Oil	916.25	-5
Natural Gas	7.024	0.529
RBOB	232.82	-6.61
ULSD	323.91	-11.2
WTI	76.28	-1.66

**Market Commentary**

Oil prices fell today in thin market liquidity, closing a week marked by worries about Chinese demand and haggling over a Western price cap on Russian oil. China reported a record number of Covid-19 cases today, stoking demand fears. "Because there's light volume after the holiday, we're giving up some of the gains here a bit," said Phil Flynn, an analyst at Price Futures group. Both contracts posted their third consecutive weekly declines after hitting 10-month lows this week. Brent ended the week down 4.6%, while WTI fell 4.7%. WTI traded down \$1.66 or 2.1% to close at \$76.28. Brent traded down \$1.71 or 2% to close at \$83.63.

## Crude & Product Markets

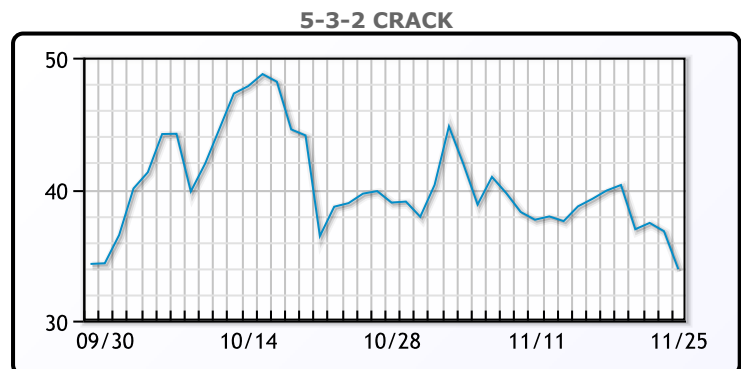
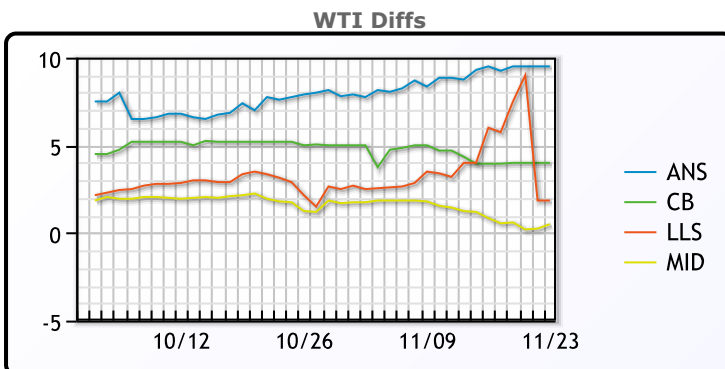


**CRUDE**

	Last	Week Ago	Month Ago
ANS	87.34	95.09	94.4
BLS	81.84	89.54	91.85
LLS	79.69	91.59	89.55
Mid	78.34	86.44	88.4
WTI	77.84	85.59	86.65

**PRODUCTS**

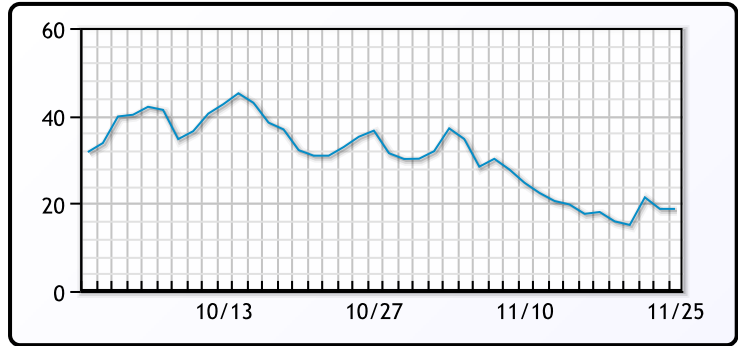
	Last	Week Ago	Month Ago
Gulf RBOB	214.93	227.3	248.32
Gulf ULSD	299.43	331.86	364.48
NYH RBOB	267.94	267.3	277.95
NYH ULSD	335.93	391.36	422.23
USGC 3%	59.13	65.13	55.63



**3-2-1 Crack**



**Gulf 3-2-1 Crack**



**NGLs**

**MB**

	Last	Week Ago	Month Ago
Butane	97.5	100.5	93.75
IsoButane	103.63	113.13	101.75
Natural Gasoline	152.5	159.5	161
Propane	81.5	87.13	83.63

**CONWAY**

	Last	Week Ago	Month Ago
Butane	100	103.25	96.75
IsoButane	135	142	119.5
Natural Gasoline	170	169.5	165
Propane	82.75	87.32	85.25

**MB NON**

	Last	Week Ago	Month Ago
Butane	97.5	101.5	95.75
IsoButane	103.63	113.13	101.75
Natural Gasoline	149.5	155.5	160.5
Propane	80.75	86.88	83.25

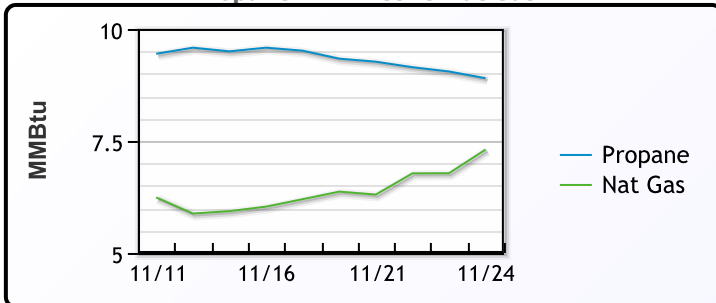
**EDMONTON**

	Last	Week Ago	Month Ago
Propane	72.25	72.88	70.75

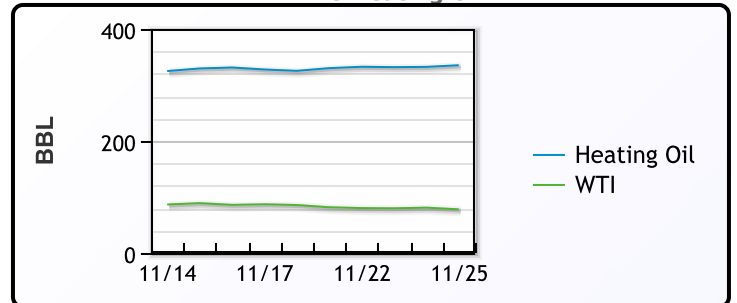
**SARNIA**

	Last	Week Ago	Month Ago
Propane	111	115.75	112

**Propane MT.B Tet vs Nat Gas**



**WTI vs Heating Oil**



**FX**

	Last	Change
CAD	1.338	0.0043
DXY	105.959	-0.117
Gold	1754.93	-0.31

**RATES**

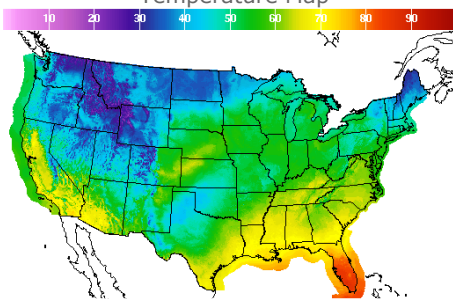
	Last	Change
US 2yr	4.4526	-0.0247
US 10yr	3.6776	-0.0151
CAN 10yr	2.934	0

**EQUITIES**

	Last	Change
Nasdaq	11226.36	-58.96
TSX	1237.092	2.971
S&P 500	4026.12	-1.14

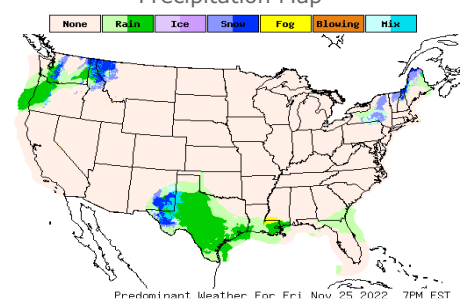
**Weather Data**

**Temperature Map**



City	HIGH °F	LOW °F
Calgary	49	27
Conway	43	21
Cushing	53	38
Denver	51	33
Houston	65	59
Mont Belvieu	63	58
Sarnia	46	36
Williston	39	25

**Precipitation Map**



This report has been prepared by PFL Petroleum Limited personnel for your information only and the views expressed are intended to provide market commentary and are not recommendations. This report is not an offer to sell or a solicitation of any offer to buy any security. The information contained herein has been compiled by PFL from sources believed to be reliable, but no representation or warranty, express or implied, is made by PFL Petroleum Limited, its affiliates or any other person as to its accuracy, completeness or correctness. Copyright 2017 PFL Petroleum Limited. All Rights Reserved