



MARKET DAILY

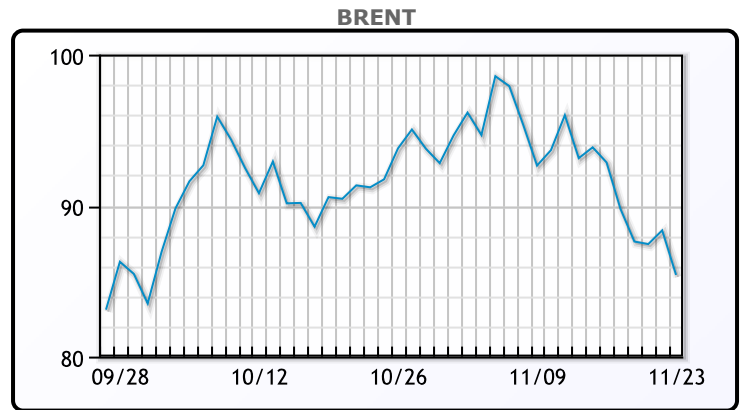
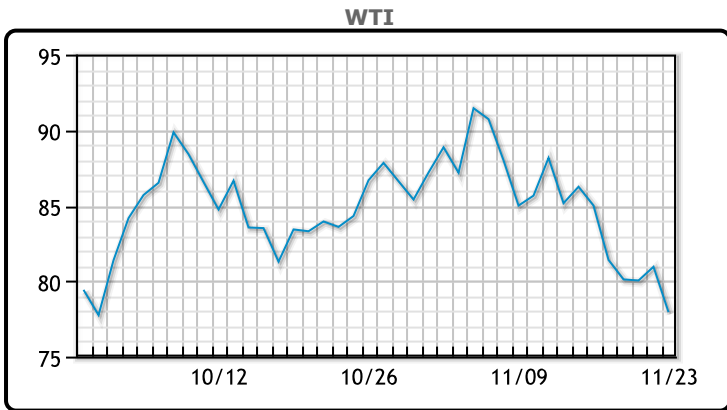
<https://www.pflpetroleum.com>
 1865 Veterans Park Dr. Suite 303
 Naples, Florida 34109
 Phone: 239-390-2885
 Fax: 239-949-0611
 Nov 23, 2022 7:12 PM

Major Energy Futures		
	Settle	Change
Brent	85.41	-2.95
Gas Oil	926.25	26.5
Natural Gas	7.308	0.529
RBOB	247.44	-6.61
ULSD	335.93	-11.2
WTI	77.94	-3.01

Market Commentary

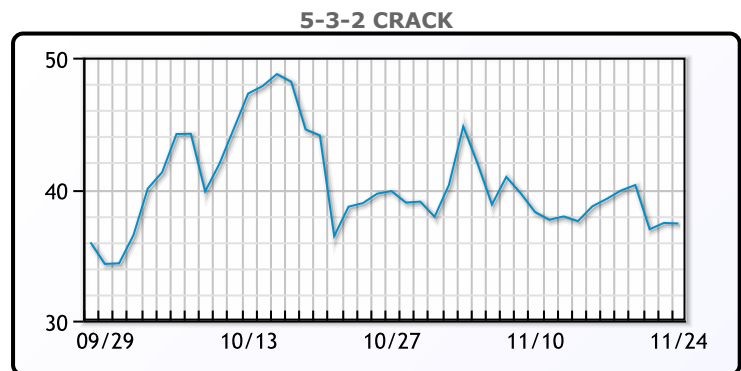
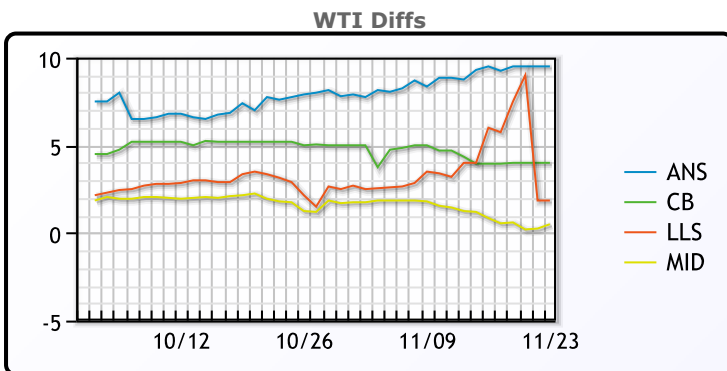
Oil prices sank today, continuing a streak of volatile trading as a big build in gasoline inventories surprised markets. Gasoline stocks rose by 3.1MM/bbls, but were only forecasted to have a build of 383K. "The build in gasoline is kind of a shock," said Phil Flynn, an analyst at Price Futures group. "The increase in gasoline supplies suggests that maybe we're seeing demand weakening or that gasoline is going on the rack ahead of the holidays." However there was a bigger than expected draw in crude inventories of 3.7MM/bbls vs 1.1MM/bbls expected. Prices found some support later in the day as minutes from the latest Federal Reserve meeting showed most policy makers agreed it would soon be appropriate to slow interest rate hikes. WTI traded down \$3.01 or -3.7% to close at \$77.94. Brent traded down \$2.95 or -3.3% to close at \$85.41.

Crude & Product Markets



CRUDE			
	Last	Week Ago	Month Ago
ANS	87.34	95.09	94.4
BLS	81.84	89.54	91.85
LLS	79.69	91.59	89.55
Mid	78.34	86.44	88.4
WTI	77.84	85.59	86.65

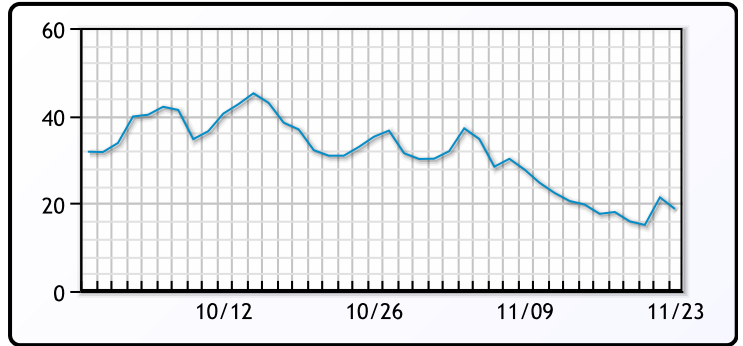
PRODUCTS			
	Last	Week Ago	Month Ago
Gulf RBOB	214.93	227.3	248.32
Gulf ULSD	299.43	331.86	364.48
NYH RBOB	267.94	267.3	277.95
NYH ULSD	335.93	391.36	422.23
USGC 3%	59.13	65.13	55.63



3-2-1 Crack



Gulf 3-2-1 Crack



NGLs

MB

	Last	Week Ago	Month Ago
Butane	97.5	100.5	93.75
IsoButane	103.63	113.13	101.75
Natural Gasoline	152.5	159.5	161
Propane	81.5	87.13	83.63

CONWAY

	Last	Week Ago	Month Ago
Butane	100	103.25	96.75
IsoButane	135	142	119.5
Natural Gasoline	170	169.5	165
Propane	82.75	87.32	85.25

MB NON

	Last	Week Ago	Month Ago
Butane	97.5	101.5	95.75
IsoButane	103.63	113.13	101.75
Natural Gasoline	149.5	155.5	160.5
Propane	80.75	86.88	83.25

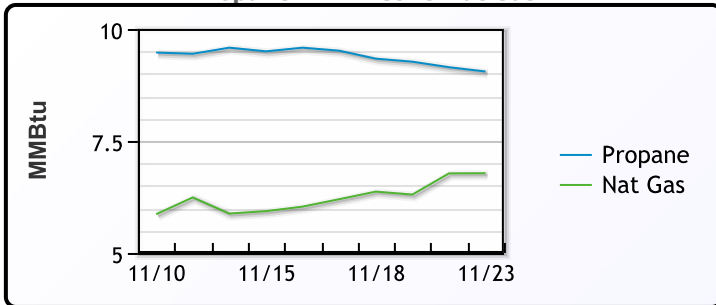
EDMONTON

	Last	Week Ago	Month Ago
Propane	72.25	72.88	70.75

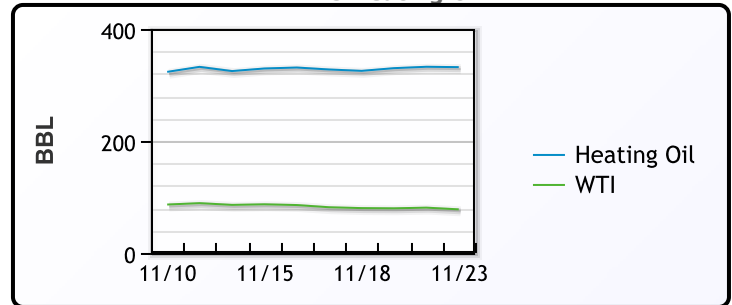
SARNIA

	Last	Week Ago	Month Ago
Propane	111	115.75	112

Propane MT.B Tet vs Nat Gas



WTI vs Heating Oil



FX

	Last	Change
CAD	1.3351	-0.0003
DXY	106.076	-1.146
Gold	1752.91	3.23

RATES

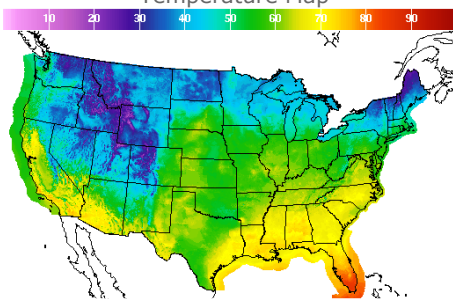
	Last	Change
US 2yr	4.4773	0
US 10yr	3.6927	0
CAN 10yr	2.97	-0.066

EQUITIES

	Last	Change
Nasdaq	11285.32	110.91
TSX	1230.787	3.611
S&P 500	4027.26	23.68

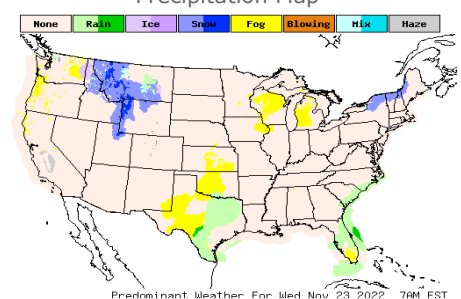
Weather Data

Temperature Map



City	HIGH °F	LOW °F
Calgary	33	20
Conway	33	22
Cushing	54	42
Denver	46	33
Houston	67	50
Mont Belvieu	67	48
Sarnia	45	32
Williston	36	18

Precipitation Map



This report has been prepared by PFL Petroleum Limited personnel for your information only and the views expressed are intended to provide market commentary and are not recommendations. This report is not an offer to sell or a solicitation of any offer to buy any security. The information contained herein has been compiled by PFL from sources believed to be reliable, but no representation or warranty, express or implied, is made by PFL Petroleum Limited, its affiliates or any other person as to its accuracy, completeness or correctness. Copyright 2017 PFL Petroleum Limited. All Rights Reserved