



# MARKET DAILY

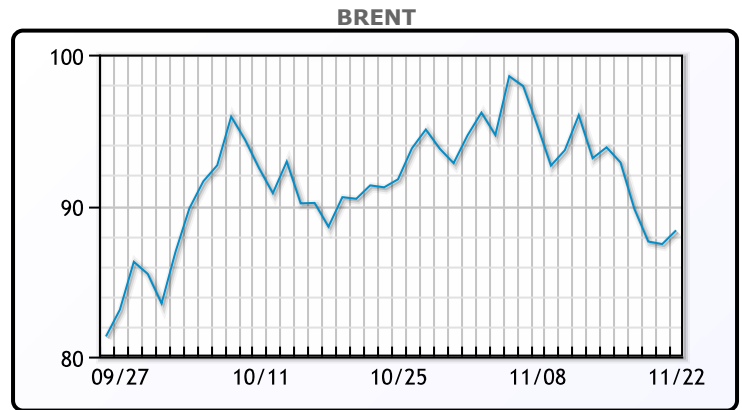
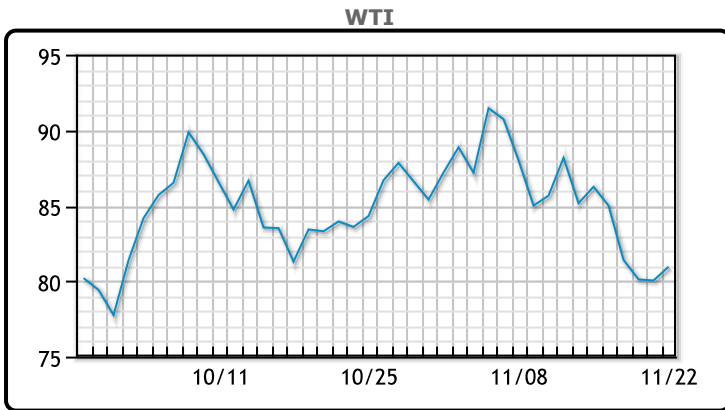
<https://www.pflpetroleum.com>  
 1865 Veterans Park Dr. Suite 303  
 Naples, Florida 34109  
 Phone: 239-390-2885  
 Fax: 239-949-0611  
 Nov 22, 2022 6:37 PM

Major Energy Futures		
	Settle	Change
Brent	88.36	0.91
Gas Oil	943.25	-29.25
Natural Gas	6.779	0.003
RBOB	254.05	10.34
ULSD	347.13	-2.6
WTI	80.95	0.91

**Market Commentary**

Oil prices rose today after Saudi Arabia said OPEC+ was sticking with output cuts as planned. Prices pared gains later in session as Bloomberg reported the EU watered down sanctions for a price cap on Russian oil. They are also delaying its full implementation and softening key shipping provisions. "The price cap is turning out to be an enabling device for western countries to keep Russian crude on the market," said John Kilduff, partner at Again Capital LLC in New York. "The big crux of this market has been whether or not we will lose meaningful amounts of crude and refined products from Russia and that still has not happened." WTI traded up \$.91 or 1.1% to close at \$80.95. Brent traded up \$.91 or 1% to close at \$88.36.

## Crude & Product Markets

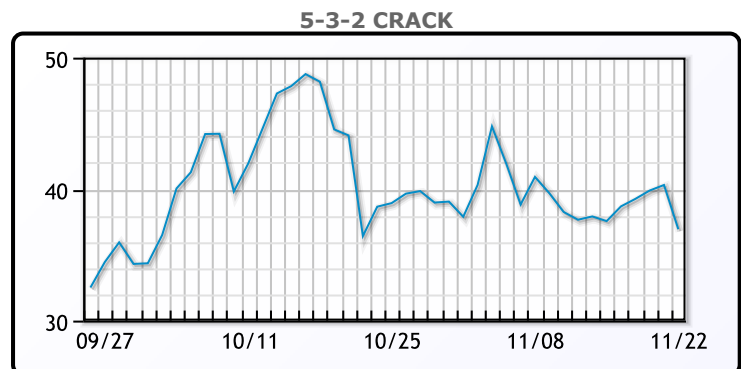
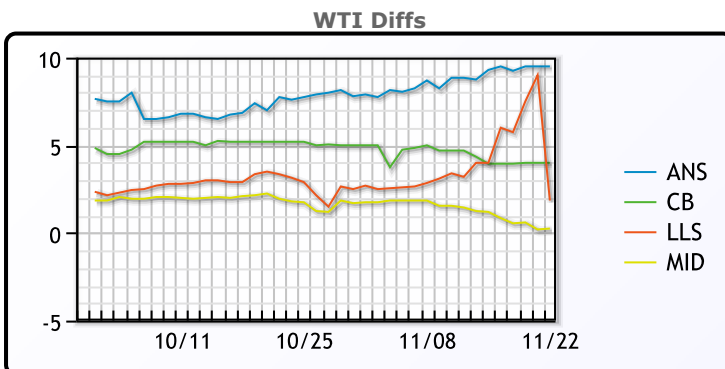


**CRUDE**

	Last	Week Ago	Month Ago
ANS	90.4	96.22	94.4
BLS	84.9	90.87	91.85
LLS	82.75	90.92	89.55
Mid	81.15	88.12	88.4
WTI	80.9	86.92	86.65

**PRODUCTS**

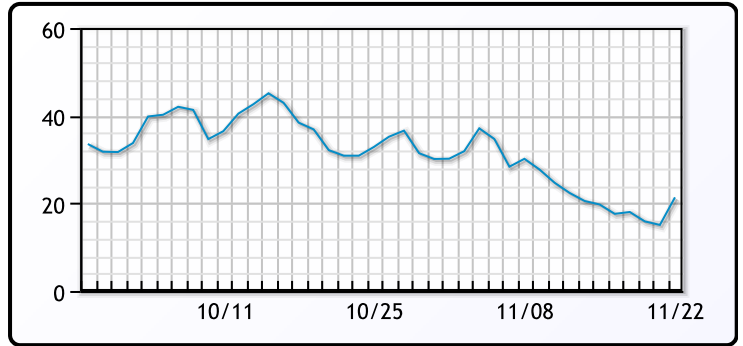
	Last	Week Ago	Month Ago
Gulf RBOB	221.38	230.11	248.32
Gulf ULSD	308.88	335.88	364.48
NYH RBOB	282.05	271.61	277.95
NYH ULSD	351.13	404.13	422.23
USGC 3%	61.13	63.63	55.63



3-2-1 Crack



Gulf 3-2-1 Crack



NGLs

MB

	Last	Week Ago	Month Ago
Butane	98.5	102.5	96.5
IsoButane	106.25	114.25	103.5
Natural Gasoline	157	161	161
Propane	82.625	87.625	83

CONWAY

	Last	Week Ago	Month Ago
Butane	100.5	104	97
IsoButane	40	146	118
Natural Gasoline	166.5	172.5	165
Propane	84	90	85.25

MB NON

	Last	Week Ago	Month Ago
Butane	98.5	102.5	96.5
IsoButane	106.25	114.25	103.5
Natural Gasoline	151.25	158.5	161.25
Propane	82.25	87.25	83.25

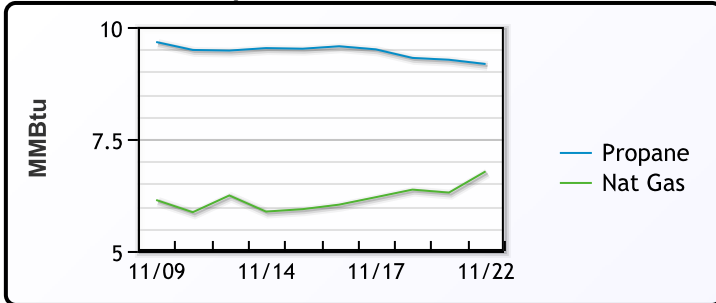
EDMONTON

	Last	Week Ago	Month Ago
Propane	72.38	75.38	70.75

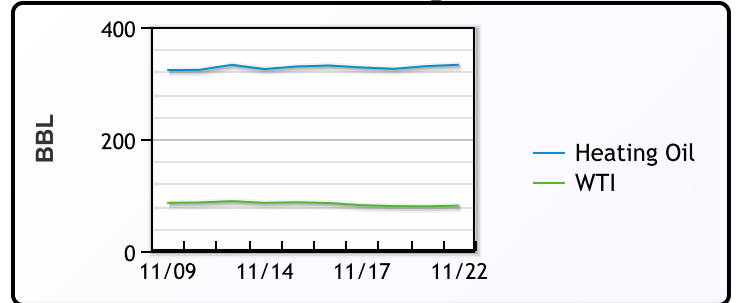
SARNIA

	Last	Week Ago	Month Ago
Propane	115.25	115.75	112

Propane MT.B Tet vs Nat Gas



WTI vs Heating Oil



FX

	Last	Change
CAD	1.3369	-0.0005
DXY	107.222	-0.613
Gold	1740.79	0.54

RATES

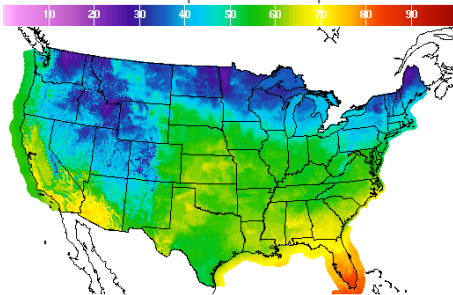
	Last	Change
US 2yr	4.5145	-0.0378
US 10yr	3.7559	-0.071
CAN 10yr	3.036	-0.046

EQUITIES

	Last	Change
Nasdaq	11174.41	149.9
TSX	1227.176	14.049
S&P 500	4003.58	53.64

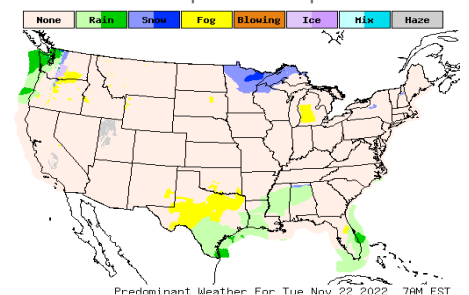
Weather Data

Temperature Map



City	HIGH °F	LOW °F
Calgary	45	22
Conway	30	15
Cushing	58	38
Denver	48	33
Houston	57	47
Mont Belvieu	55	45
Sarnia	41	29
Williston	32	13

Precipitation Map



This report has been prepared by PFL Petroleum Limited personnel for your information only and the views expressed are intended to provide market commentary and are not recommendations. This report is not an offer to sell or a solicitation of any offer to buy any security. The information contained herein has been compiled by PFL from sources believed to be reliable, but no representation or warranty, express or implied, is made by PFL Petroleum Limited, its affiliates or any other person as to its accuracy, completeness or correctness. Copyright 2017 PFL Petroleum Limited. All Rights Reserved