



# MARKET DAILY

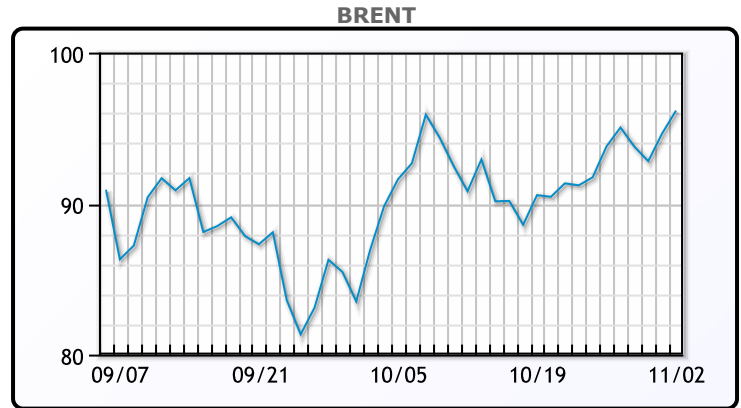
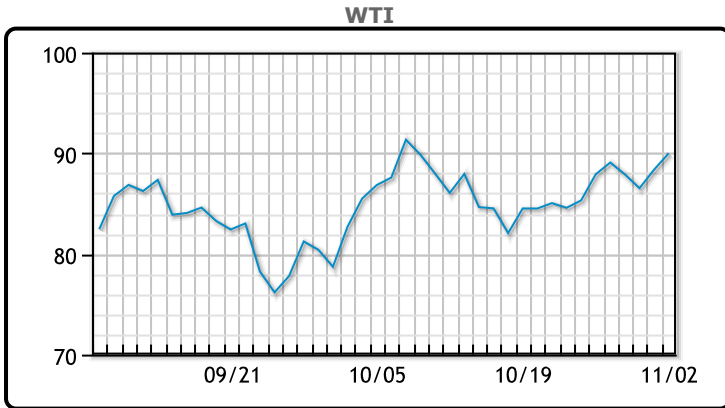
<https://www.pflpetroleum.com>  
 1865 Veterans Park Dr. Suite 303  
 Naples, Florida 34109  
 Phone: 239-390-2885  
 Fax: 239-949-0611  
 Nov 2, 2022 7:55 PM

Major Energy Futures		
	Settle	Change
Brent	96.16	1.51
Gas Oil	1054.25	-52.75
Natural Gas	6.268	0.554
RBOB	269.72	10.27
ULSD	367.74	5.63
WTI	90	1.63

**Market Commentary**

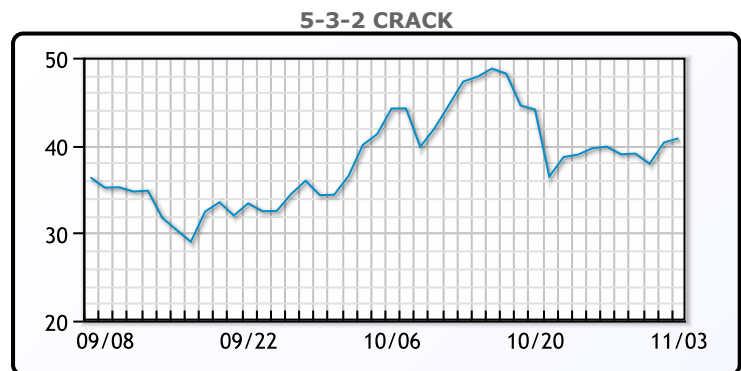
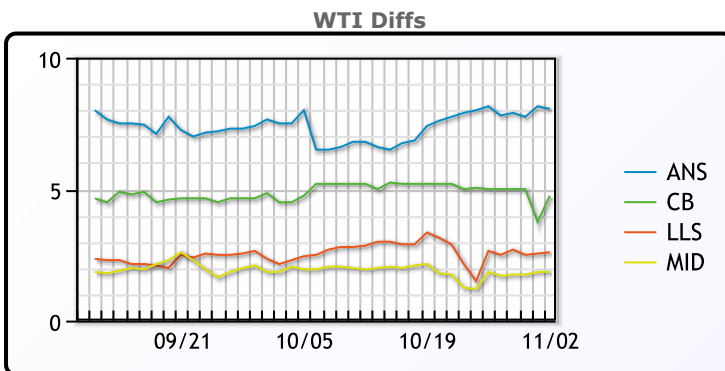
Oil prices rose again today, gaining ground despite other risk assets coming off following the Fed's decision. The Fed hiked interest rates by another 75 bps, no surprise there. However in the press conference Fed Chair Jerome Powell said that while the pace of rate increase could slow, the Fed may have to take rates higher than previously forecasted. Crude oil inventories had a draw of 3.1MM/bbls, vs a forecasted build of 367K/bbls. Gasoline stocks had a draw of 1.28MM/bbls and distillates had a build of 427K/bbls. "Every week that goes by, the U.S. is drawing hydrocarbon inventories, and that leads to the question of where does the industry turn when there are no more supplies from strategic petroleum reserve releases," said Andrew Lipow, president of Lipow Oil Associates in Houston. WTI traded up \$1.63 or 1.8% to close at \$90. Brent traded up \$1.51 or 1.6% to close at \$96.16.

## Crude & Product Markets

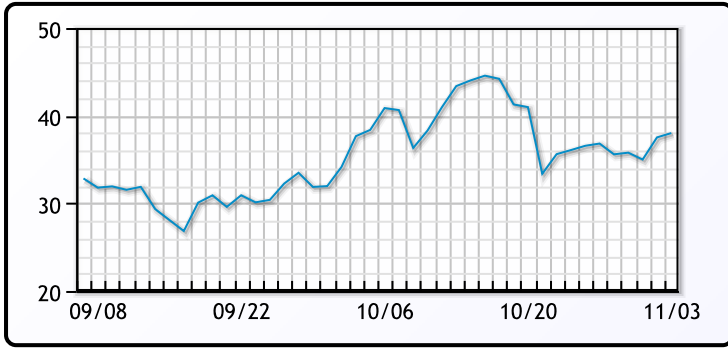


CRUDE			
	Last	Week Ago	Month Ago
ANS	98.05	96.06	86.99
BLS	94.75	92.91	83.99
LLS	92.6	90.56	81.79
Mid	91.85	89.76	81.54
WTI	90	87.91	79.49

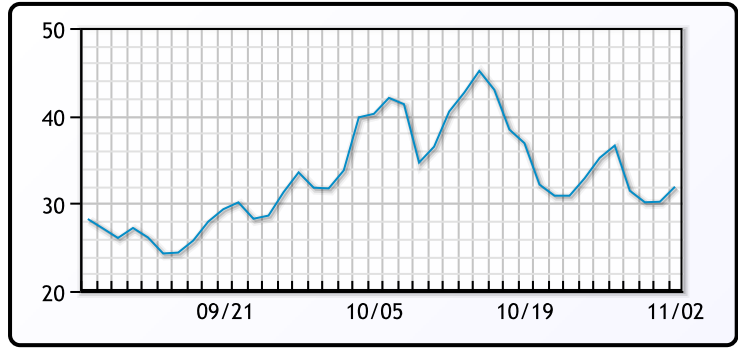
PRODUCTS			
	Last	Week Ago	Month Ago
Gulf RBOB	257.6	261.26	237.73
Gulf ULSD	373.49	372.16	323.16
NYH RBOB	306.22	315.94	248.38
NYH ULSD	450.24	439.01	336.16
USGC 3%	62.13	56.13	55.88



**3-2-1 Crack**



**Gulf 3-2-1 Crack**



**NGLs**

**MB**

	Last	Week Ago	Month Ago
Butane	101.5	96.5	96
IsoButane	108	107	106.25
Natural Gasoline	168	163.25	155
Propane	88	88	86.88

**CONWAY**

	Last	Week Ago	Month Ago
Butane	103.75	99.5	93
IsoButane	126.5	123	142
Natural Gasoline	171	167	154
Propane	89.75	88	87.25

**MB NON**

	Last	Week Ago	Month Ago
Butane	102	99.5	98
IsoButane	108	107	106.25
Natural Gasoline	167	163.25	154.25
Propane	88	87.63	89

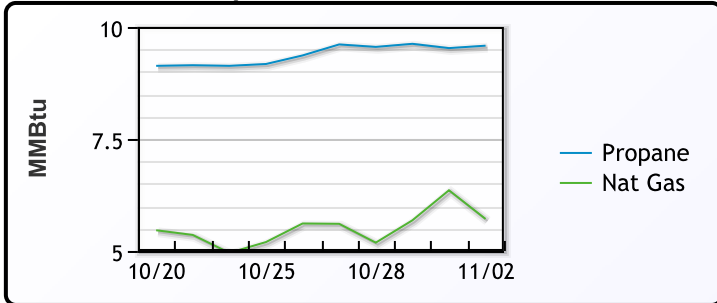
**EDMONTON**

	Last	Week Ago	Month Ago
Propane	74.75	73	72.25

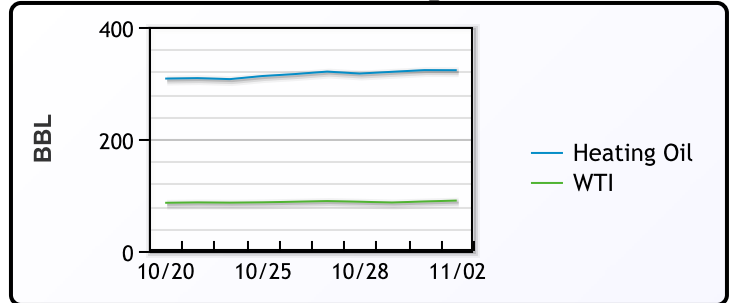
**SARNIA**

	Last	Week Ago	Month Ago
Propane	116.5	112	114.75

**Propane MT.B Tet vs Nat Gas**



**WTI vs Heating Oil**



**FX**

	Last	Change
CAD	1.3715	0.0003
DXY	111.345	-0.136
Gold	1633.96	-1.28

**RATES**

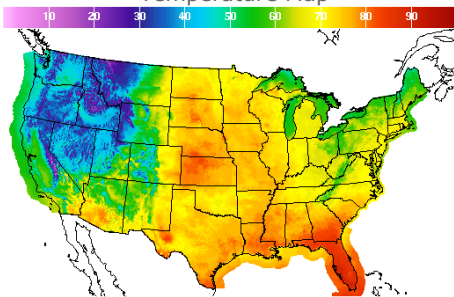
	Last	Change
US 2yr	4.6197	0.075
US 10yr	4.1005	0.0586
CAN 10yr	3.332	0.085

**EQUITIES**

	Last	Change
Nasdaq	10524.8	-366.05
TSX	1169.275	-12.465
S&P 500	3759.69	-96.41

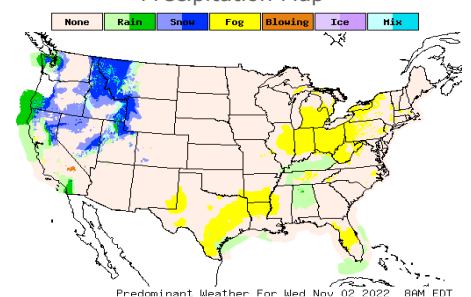
**Weather Data**

**Temperature Map**



City	HIGH °F	LOW °F
Calgary	27	17
Conway	68	50
Cushing	72	54
Denver	65	50
Houston	74	61
Mont Belvieu	73	59
Sarnia	64	49
Williston	63	41

**Precipitation Map**



This report has been prepared by PFL Petroleum Limited personnel for your information only and the views expressed are intended to provide market commentary and are not recommendations. This report is not an offer to sell or a solicitation of any offer to buy any security. The information contained herein has been compiled by PFL from sources believed to be reliable, but no representation or warranty, express or implied, is made by PFL Petroleum Limited, its affiliates or any other person as to its accuracy, completeness or correctness. Copyright 2017 PFL Petroleum Limited. All Rights Reserved